

Cordova: Fast and Easy D365F&O TFVC DevOps

Administration & User's Guide Version 1.0.88.0

for Microsoft Dynamics 365 for Finance and Supply Chain Management





Table of Contents

Copyright Notice.....	3
Version History	4
Introduction	5
Trial Period	Error! Bookmark not defined.
Support.....	7
Installation Instructions	8
Uninstall Instructions.....	13
Setup	18
License	Error! Bookmark not defined.
General Settings.....	19
Branches.....	25
Form Configuration	26
Report Configuration	28
Build Configuration.....	31
Troubleshooting.....	33
Forms.....	34
History Forms.....	34
Merge Candidate Forms	36
Changeset properties	38
Files in changeset	39
Link changeset(s) to work item	40
Rollback changesets.....	41



Pending changes	43
Copy as table	44
Preview merge script	45
Merge	46
Remove changeset(s) from list	49
Force merge	52
Reports	55
History Tabs	55
Merge Candidates Tabs	56
Build	57
Merge log	60
Conflicts	62
Troubleshooting	63
Problem: Cordova will not start because the .NET framework runtime for 4.8 is not installed	63



Copyright Notice

Cordova: Fast and Easy D365F&O DevOps. Copyright © 2024, Atlantic Oak LLC.

Atlantic Oak LLC.

5 Concourse Parkway

Suite 3000

Atlanta, GA 30328

United States of America

Phone: +1 (470) 582-0912

E-Mail: support@atlantic-oak.com

Website: <https://atlantic-oak.com>

All Rights Reserved. No parts of this file may be reproduced or transmitted in any form or by any means without the written permission of the author.

All other brand and trade names are copyrights of their respective holders.

Version History

Version	Software Version	Date	Description
001.000.001	001.000.064.000	04/11/2024	First public release.
001.000.001	001.000.066.000	04/12/2024	Fixed issues related to SQL referential integrity.
001.000.003	001.000.066.000	04/16/2024	Updated documentation to 1.0.66 standards.
001.000.004	001.000.068.000	05/08/2024	Microsoft work account integrated login. Microsoft AppSource integration.
001.000.005	001.000.071.000	05/14/2024	Improved login experience.
001.000.006	001.000.071.000	05/15/2024	Added troubleshooting section.
001.000.007	001.000.072.000	05/16/2024	Fixed issues with the merge log.
001.000.008	001.000.074.000	05/29/2024	Automatic 30-day trial without registration. Microsoft model auto-detection. Atlantic Oak licensing outside AppSource.
001.000.009	001.000.075.000	05/30/2024	Trial extension renewal dialog.
001.000.010	001.000.080.000	07/22/2024	Changes to the solve conflicts dialog, undo or check in form improvements, database versioning error.
001.000.011	001.000.083.000	08/08/2024	Updates to the settings forms.
001.000.088.000	001.000.088.000	01/25/2026	Community edition updates to the documentation.

Introduction

The Cordova system was created to make it easy to promote Dynamics 365 for Finance and Operations source code between TFVC (Team Foundation Version Control) code branches.

Cordova will also make it easy for you to communicate those code promotions to your team.

Cordova has powerful auditing capabilities that will allow you check when and how those code promotions have been made.

Cordova will also allow you to test the compilation of the remote repositories after a code promotion to make sure that your Azure Pipelines will execute successfully.

Cordova will significantly cut the time you spend doing DevOps work for Dynamics 365 for Finance and Operations.

Cordova TFVC Community Edition

You can download the latest version of the product from https://atlantic-oak.com/Downloads/D365FO_Cordova_TFVC.

Cordova TFVC Community Edition is free for single-user use.

For teams, branding, multi-user deployments, and enterprise support, please contact Atlantic Oak LLC for licensing options.

Cordova does not include malware, spyware, telemetry, or tracking mechanisms, and it does not transmit data to Atlantic Oak LLC.

All interactions with Azure DevOps occur only through user-configured connections and only when the user initiates an action in the application.

Support

If you require assistance, experience problems or if you have any questions or comments send us an e-mail to support@atlantic-oak.com.

Our support services include answering questions about the existing functionality of our software, general suggestions and expedited bug fixing. Regular support requires competency in the technology and development environment being used (Dynamics 365 for Finance and Operations, Visual Studio and Azure DevOps).

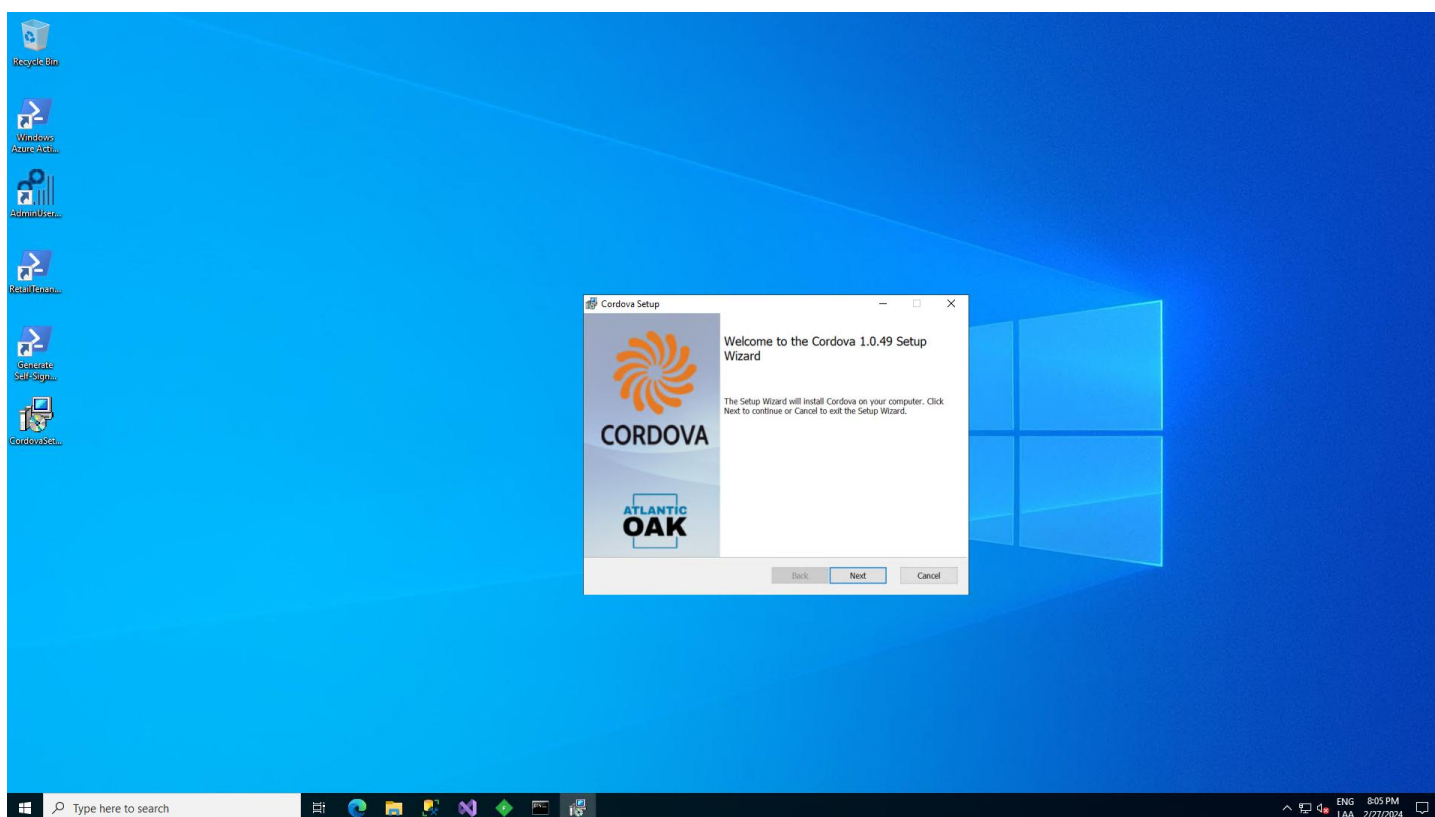

Installation Instructions

Cordova can be installed in any Windows system. Since Cordova requires SQL Server and access to the TFVC repositories, plus the x++ compilers, it makes sense to install Cordova on a D365F&O one box environment. The one box environment can be a local or cloud hosted environment. The install program will search for earlier versions of Cordova and will remove them if present. There is no need to uninstall them first.

Once you have downloaded the installation package from our website at:

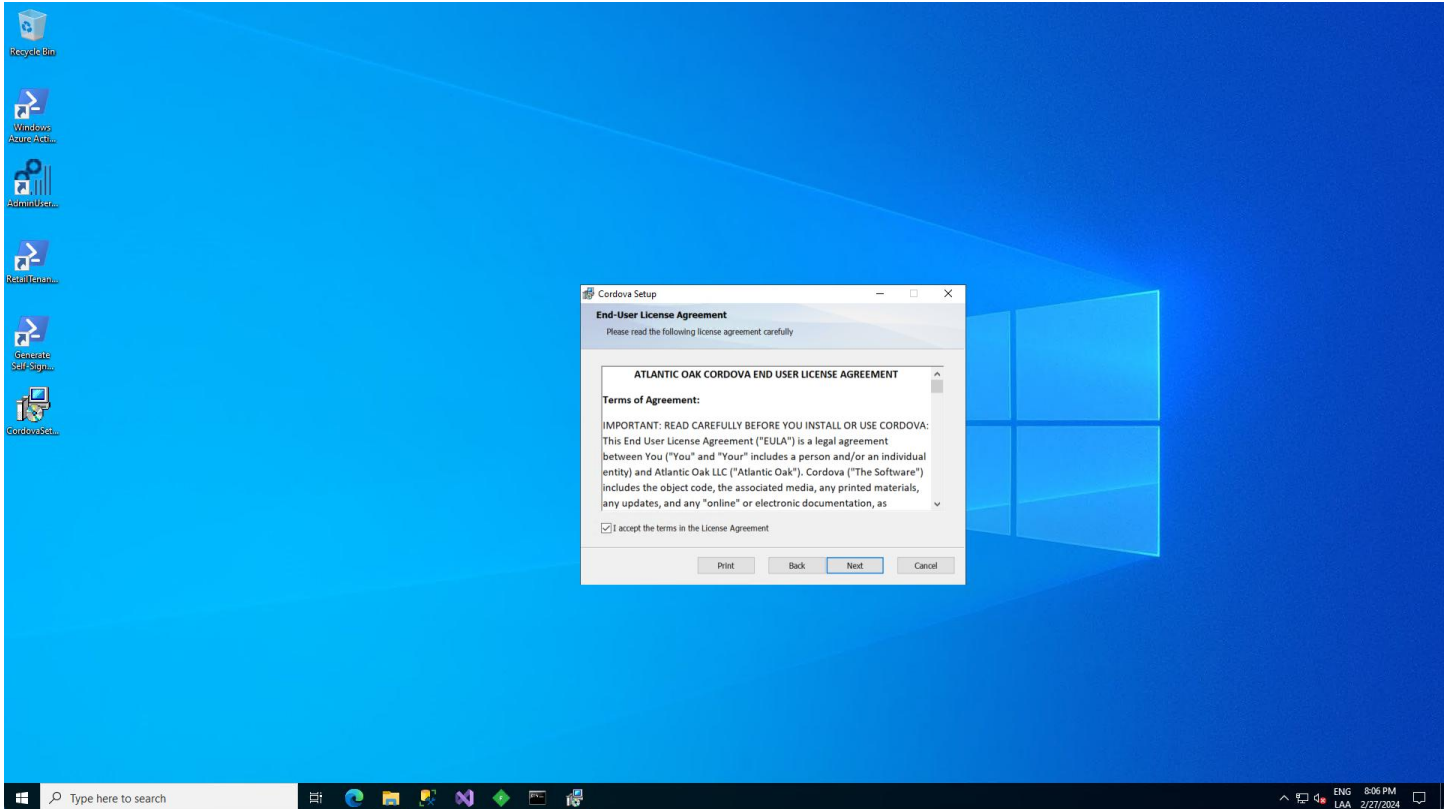
https://atlantic-oak.com/Products/D365FO_Cordova_TFVC_Management_System

Important: you must unblock the .zip file. Extract and double click on the CordovaSetup_V_XXX.XXX.XXX.XXX.msi file contained in the zip file. It will launch the setup wizard.



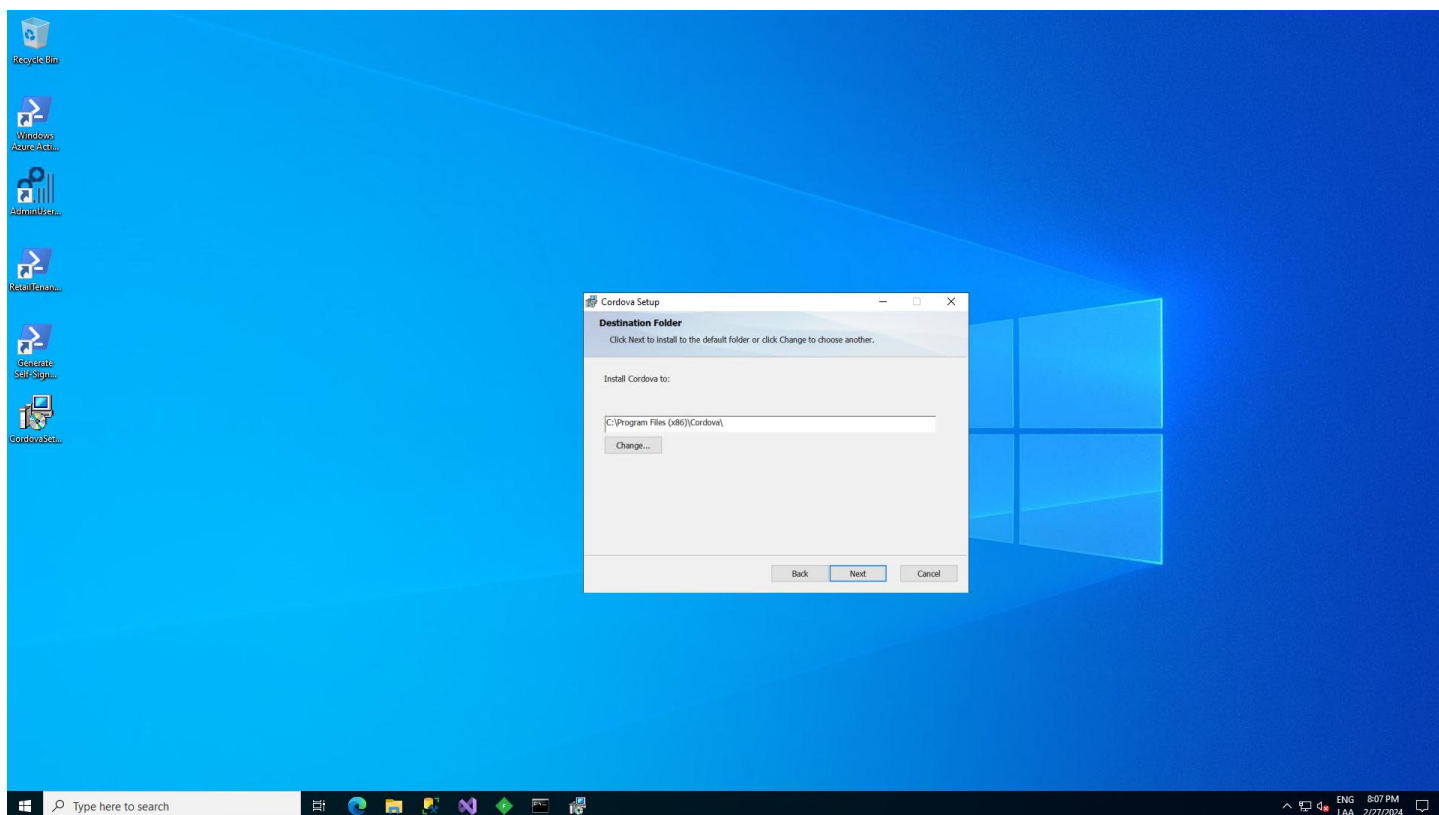
Click on the **Next** button.

Read the Atlantic Oak Cordova End User License Agreement. Once you have finished, mark the “**I accept the terms in the User Agreement**” check box.



Click on the **Next** button.

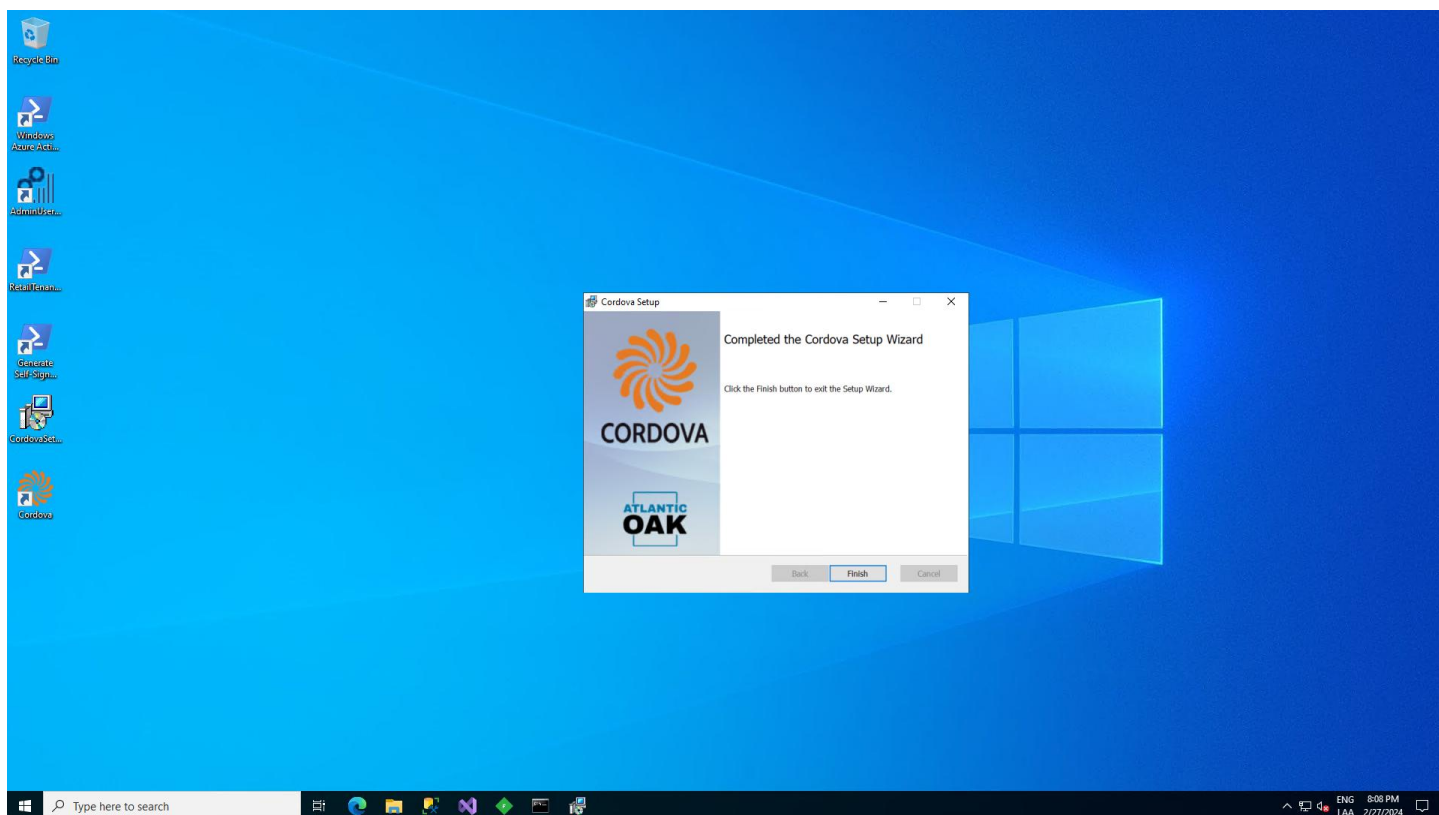
Select the install directory or leave the default selection (recommended).



Click on the **Next** button.



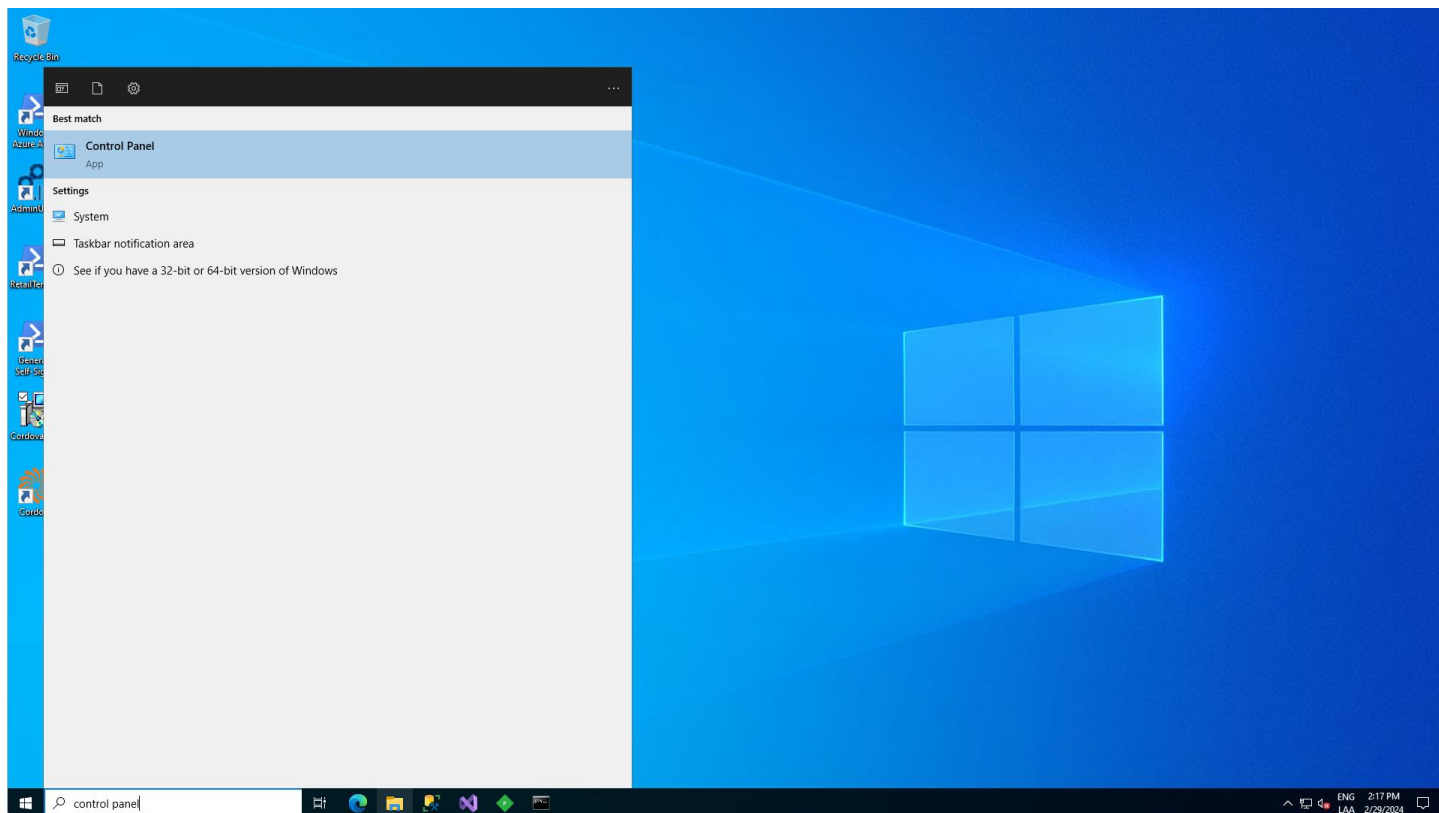
Once the install has finished successfully you will see the completion screen.



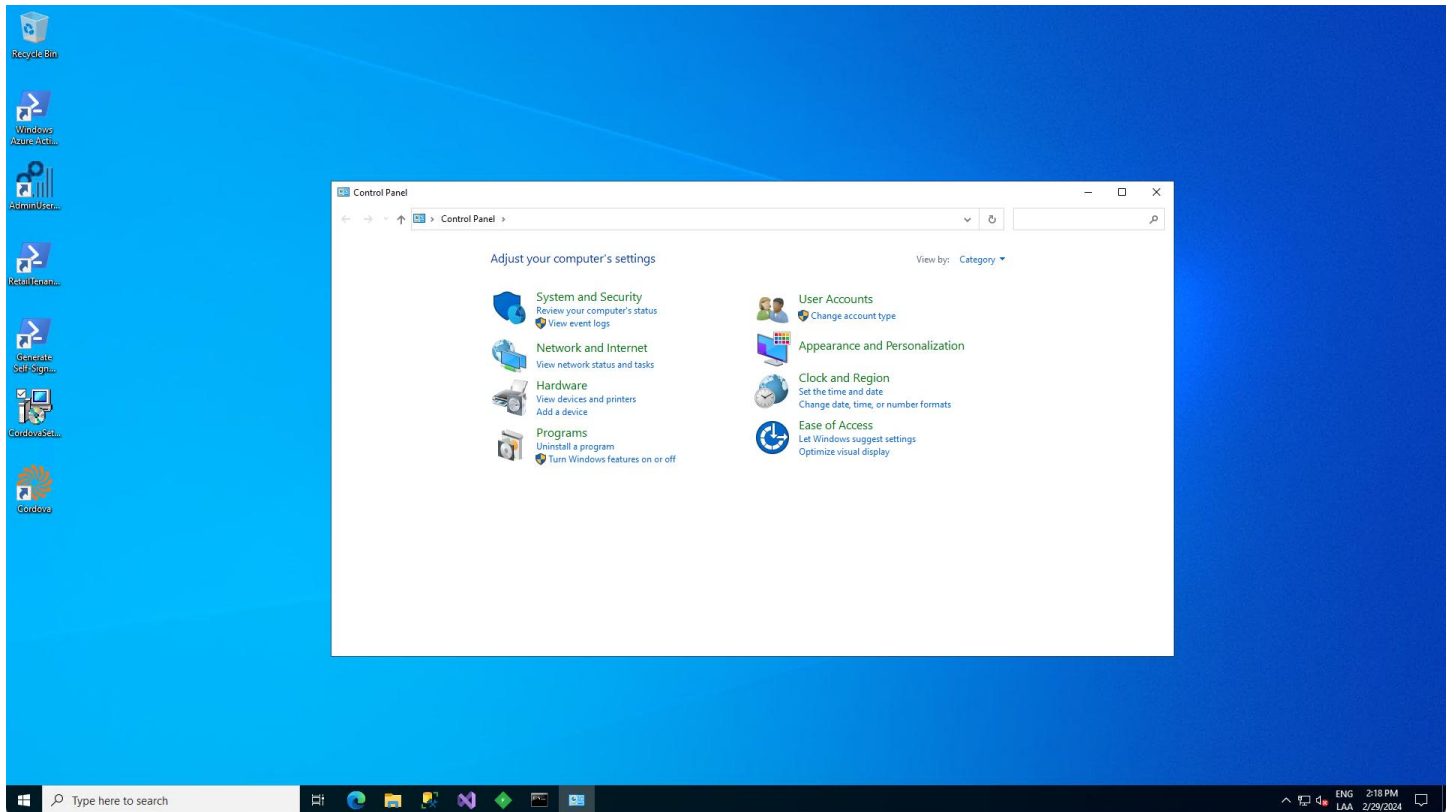
Click on the **Finish** button to exit the setup wizard.

Uninstall Instructions

Type “**control panel**” in the Cortana search bar at the lower left-hand side of the windows environment.

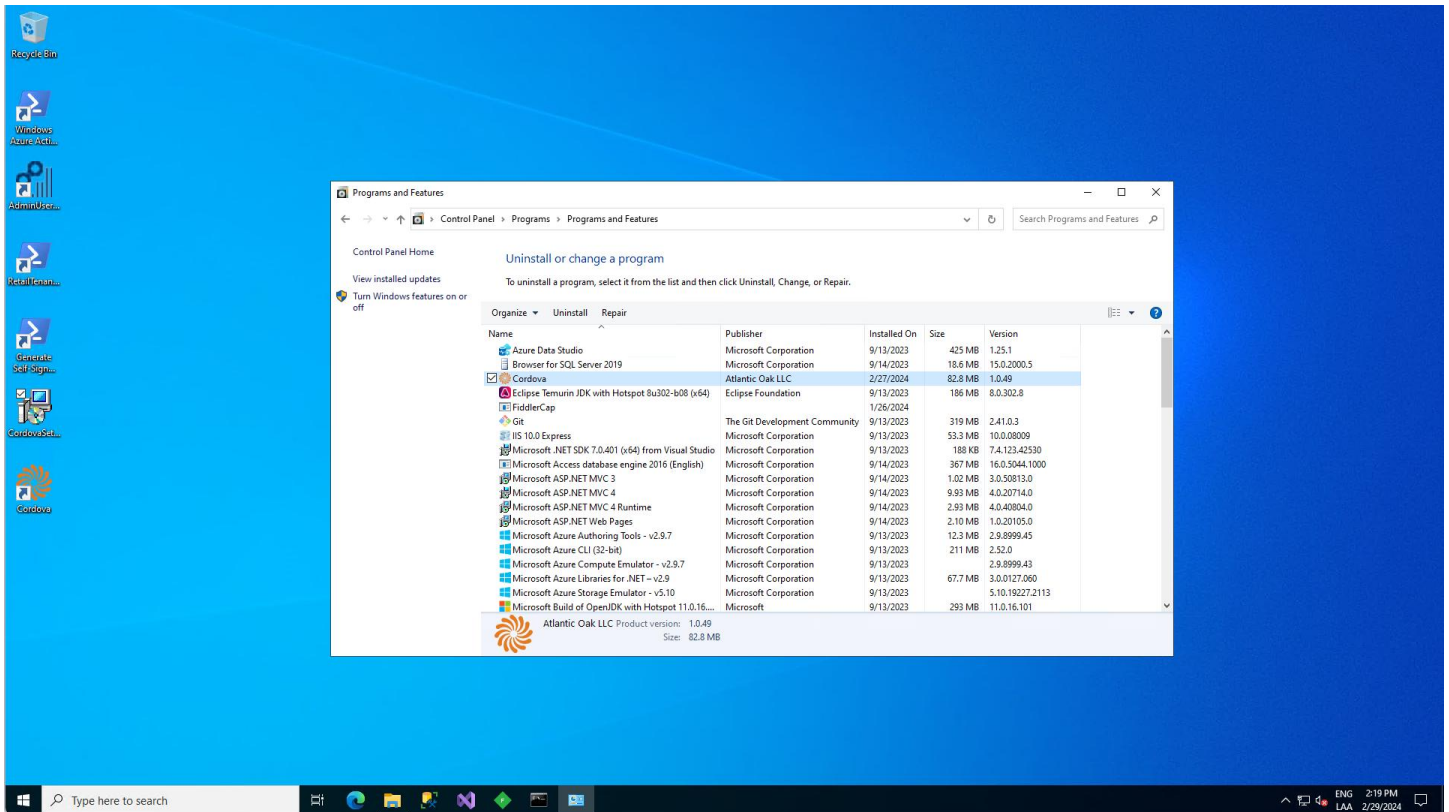


Click on **“Uninstall a program”** under **Programs**.

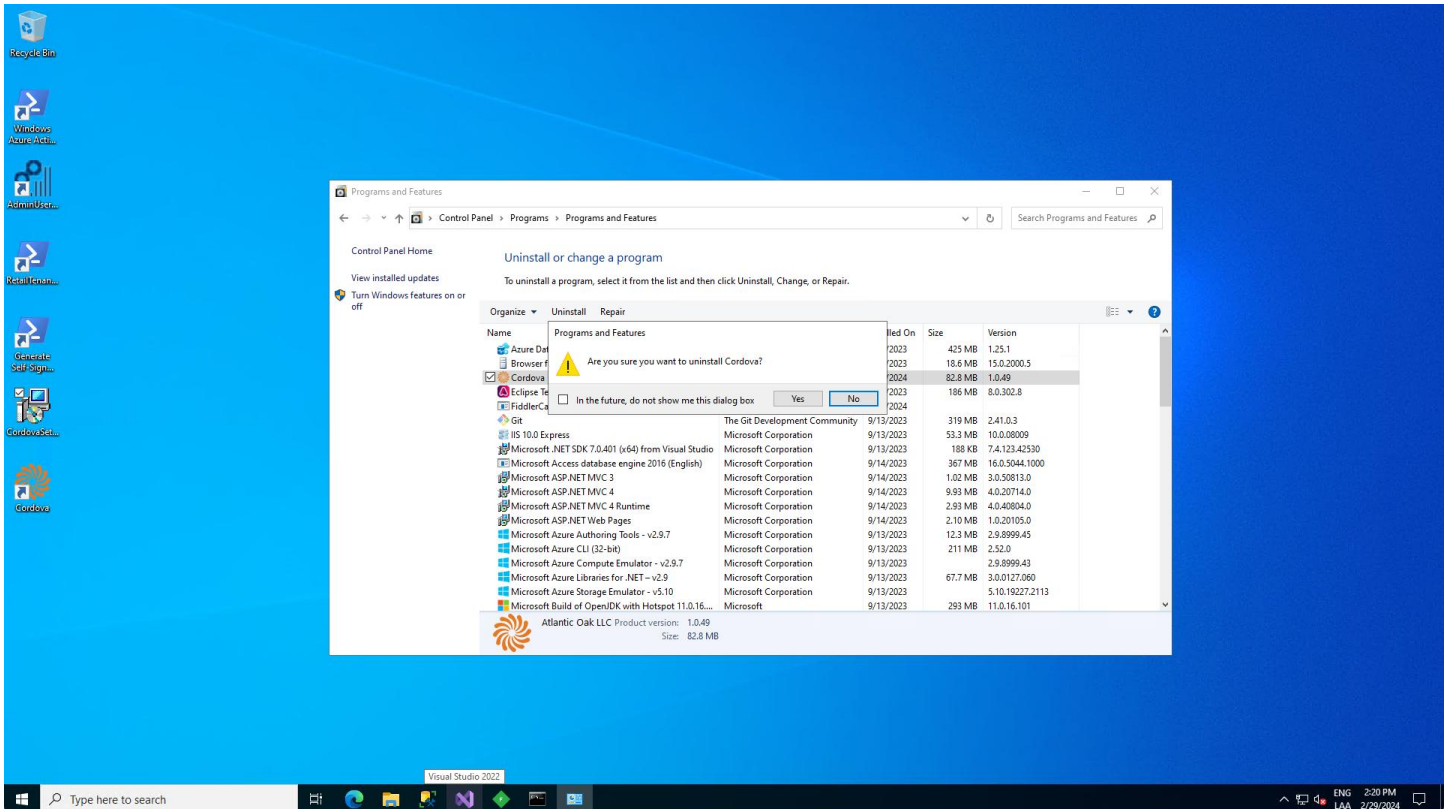


Cordova TFVC Management System

Select **Cordova** and click on the **Uninstall** button.

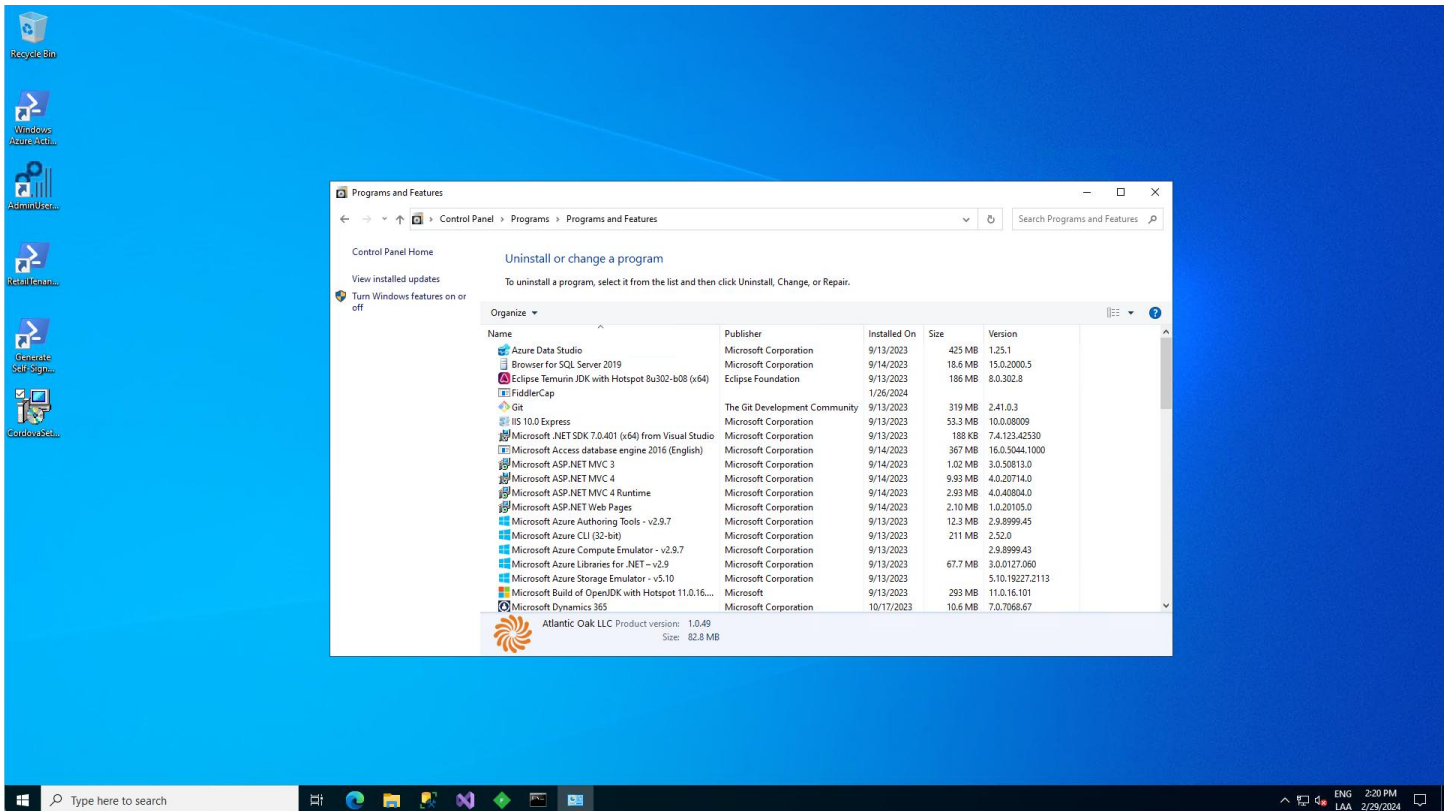


The system will prompt you: **“Are you sure you want to uninstall Cordova?”**, click on the **Yes** button.




Cordova TFVC Management System

After a few seconds **Cordova** will be uninstalled from your system.




Setup

To begin setup, after successfully installing the product, click on the Cordova desktop icon that was created on your desktop during the install process.



When Cordova loads for the first time, you must configure all the settings in the system.



There are five different configuration screens:

- General settings.
- Branches.
- Form configuration.
- Report configuration.
- Build configuration.

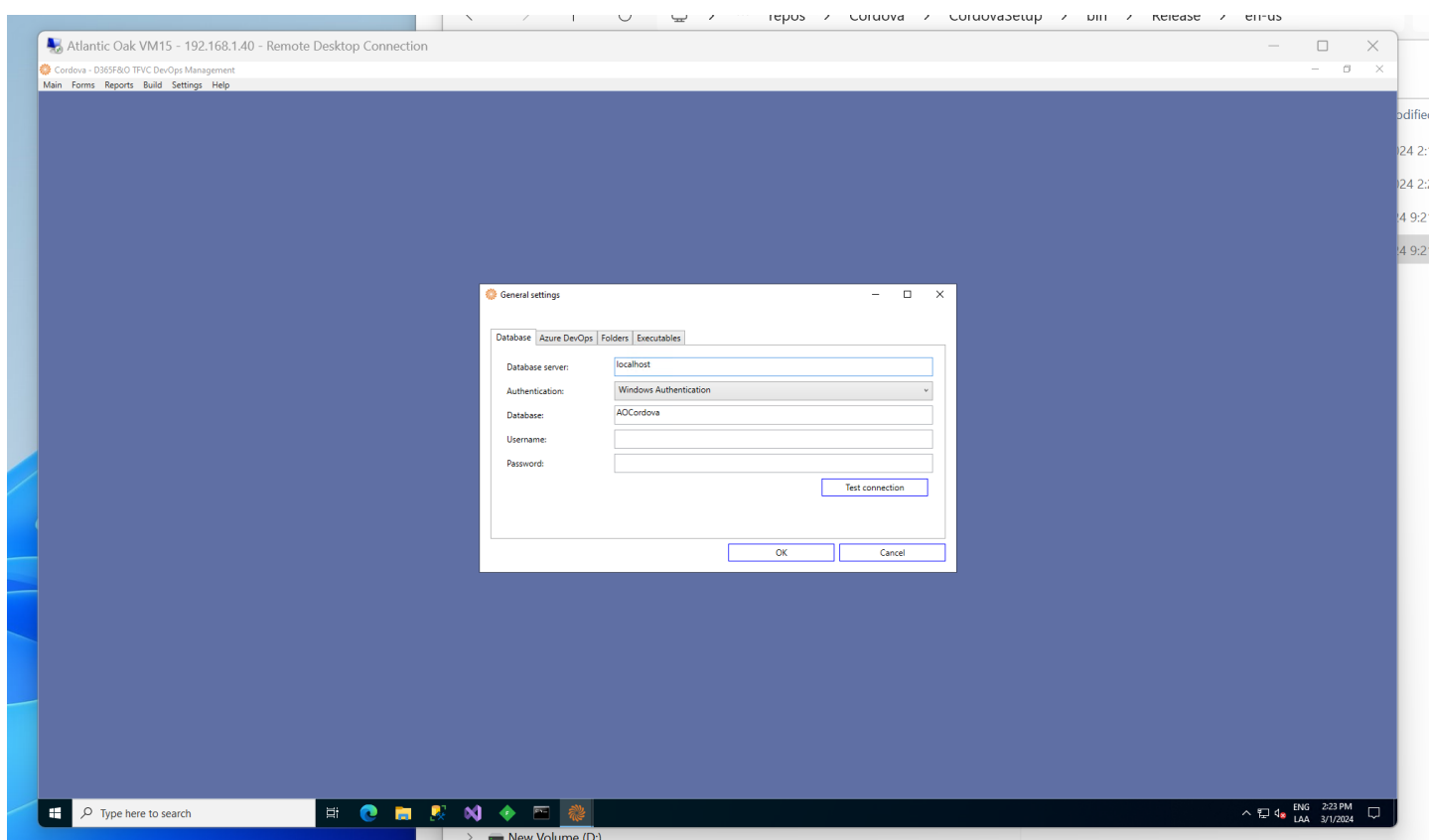
General settings should be configured first, followed by branches.

General Settings

The General settings dialog is divided into four tabs:

- Database
- Azure DevOps
- Folders
- Executables

The Database tab is used to specify Sql Server connection information to the Cordova database that is created on system startup. **In a one box environment the settings are populated by default. They should not be changed, unless needed.**



Tab controls:

Database server: The SQL database server name. Generally **localhost** for one box environments. It can also be an IP address, or **.\SQLEXPRESS** for SQL express installs for example.

Authentication: Windows Authentication or SQL Server Authentication.

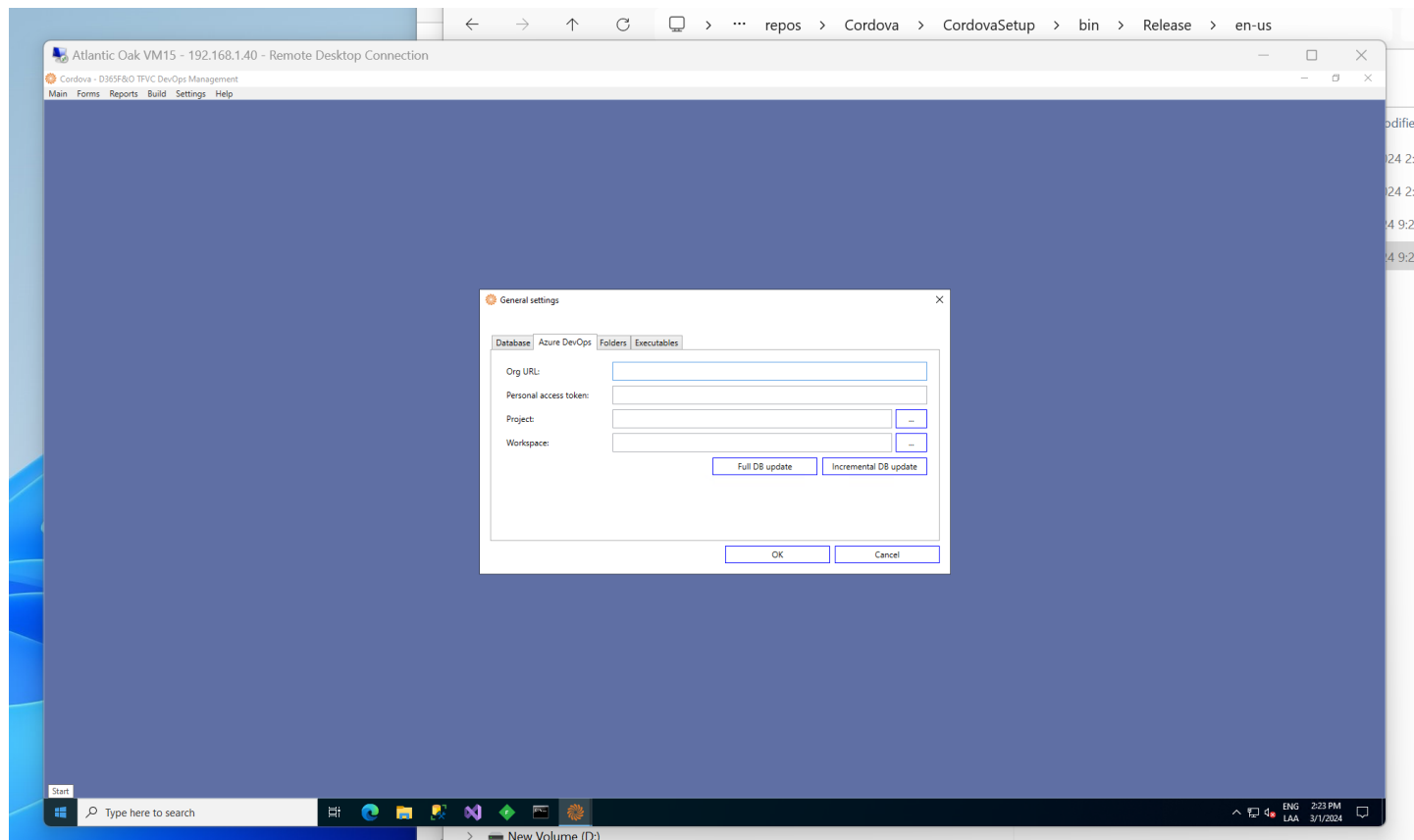


Database: The name of the Cordova database. On initial startup Cordova will create a database called AOCordova.

Username: The SQL server administrator username.

Password: The SQL server administrator password.

In the Azure DevOps tab, you must enter the settings to connect to the Azure DevOps instance that is being used by your organization,



Tab controls:

Org URL: It is generally of the form <https://dev.azure.com/YourOrganizationName>. If in doubt, ask your system administrator or contact us at support@atlantic-oak.com.

Personal access token: The personal access token created in Azure DevOps to allow third party software access. You can navigate to: <https://learn.microsoft.com/en-us/azure/devops/organizations/accounts/use-personal-access-tokens-to-authenticate> for more information.

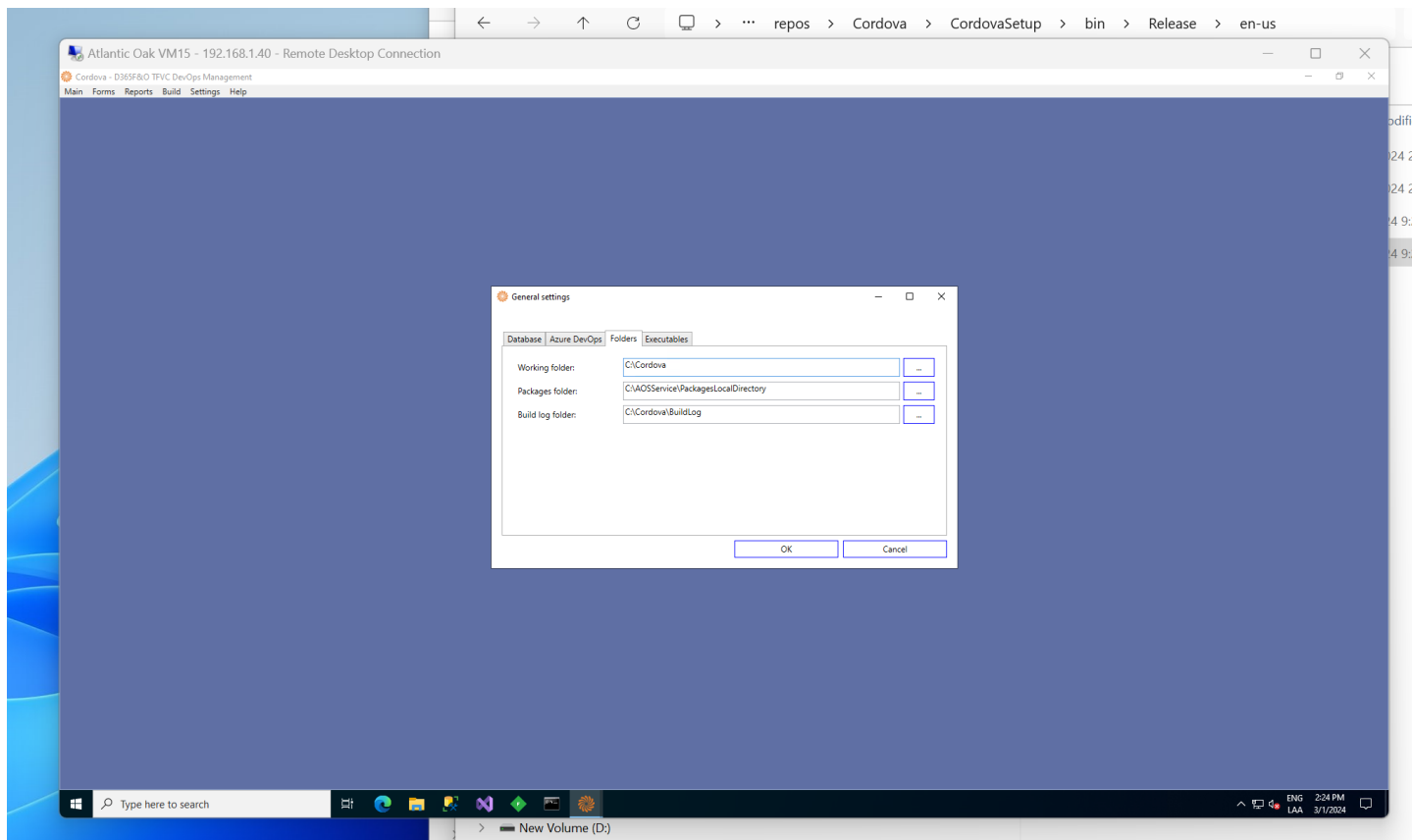
Project: The name of the project that contains Dynamics 365 for Finance and Operations code. An organization can have several projects so ask your system administrator or contact us at support@atlantic-oak.com. Use the button on the left (the one with three dots) to bring up the project selector dialog.

Workspace: The workspace that contains the branch mappings, you can get this information from Visual Studio. You might have more than one workspace in your system, and the rule of thumb is to use the workspace that has any number of mappings. Unused workspaces will have 0 mappings. If in doubt, ask your system administrator or contact us at support@atlantic-oak.com. Use the button on the left (the one with three dots) to bring up the workspace selector dialog.

Once you have configured all the above values click on the **"Full DB update"** button. Cordova will begin querying Azure DevOps and copying data to the local database. Depending on the size of the database this operation might take a few minutes or longer.

The **"Incremental DB update"** button can be clicked when you feel like the local DB needs an updated dataset. But generally, Cordova takes care of updating the DB automatically.

The folders tab is populated with values by the system by default. These folders are used to keep temporary and other files, such as reports, that are generated by the Cordova system.



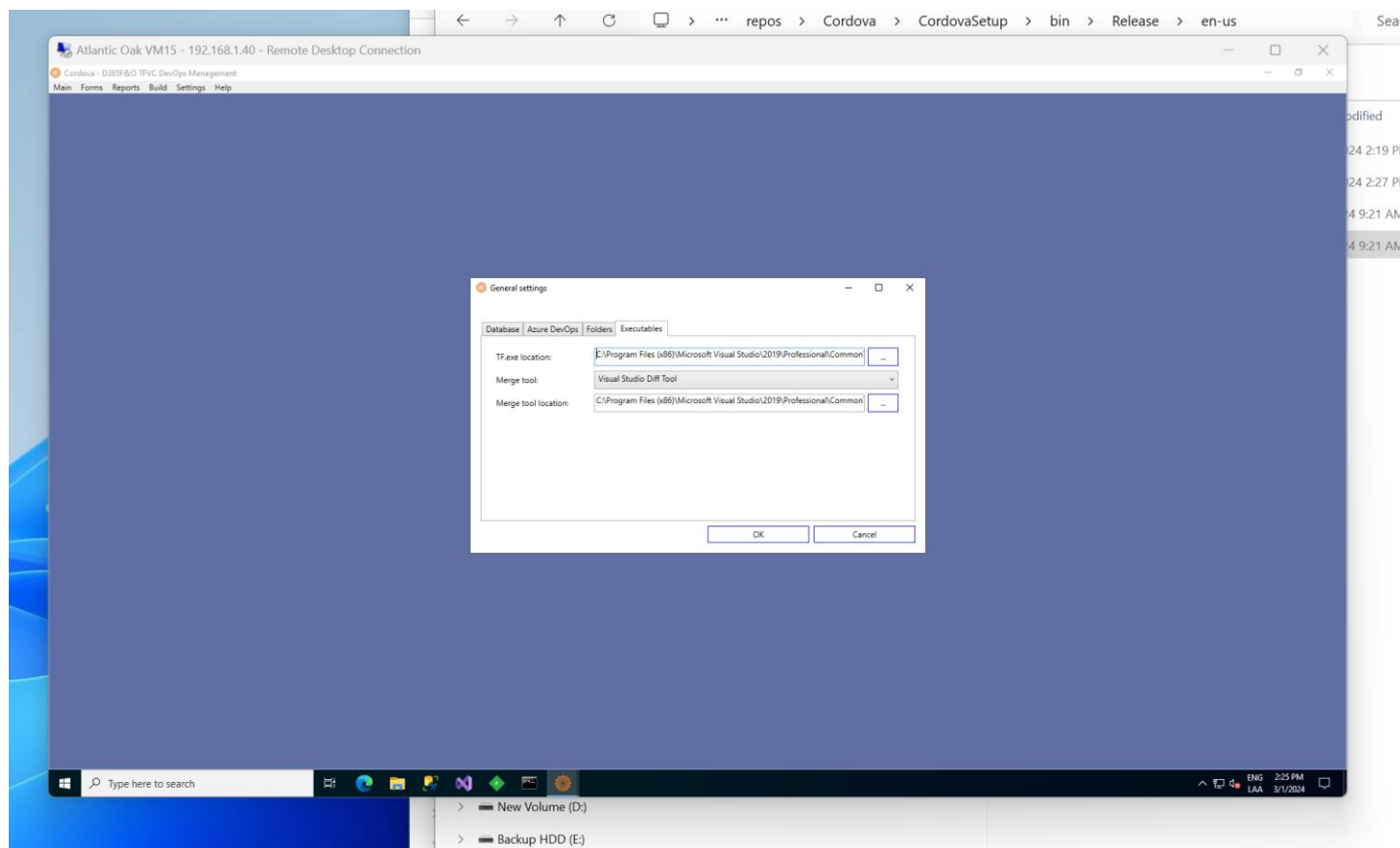
Tab controls:

Working folder: The path to the working folder for the system. This folder will store several files such as reports.

Packages folder: The packages folder on one box systems. Will be blank if Cordova is running on a system that is not a one-box.

Build log folder: Will contain temporary files created during build processes.

The executables tab is populated with values by the system by default. It contains path information for executables that are invoked within the Cordova system.



Tab controls:

TF.exe location: Path to the TF.exe executable.

Merge tool: Merge tool type. Currently the only valid option is “Visual Studio Diff Tool”.

Merge tool location: Path to the executable for the merge tool.

Branches

The branches screen will allow you to specify which code branches of your project you wish to have as origins or destinations of merge operations.

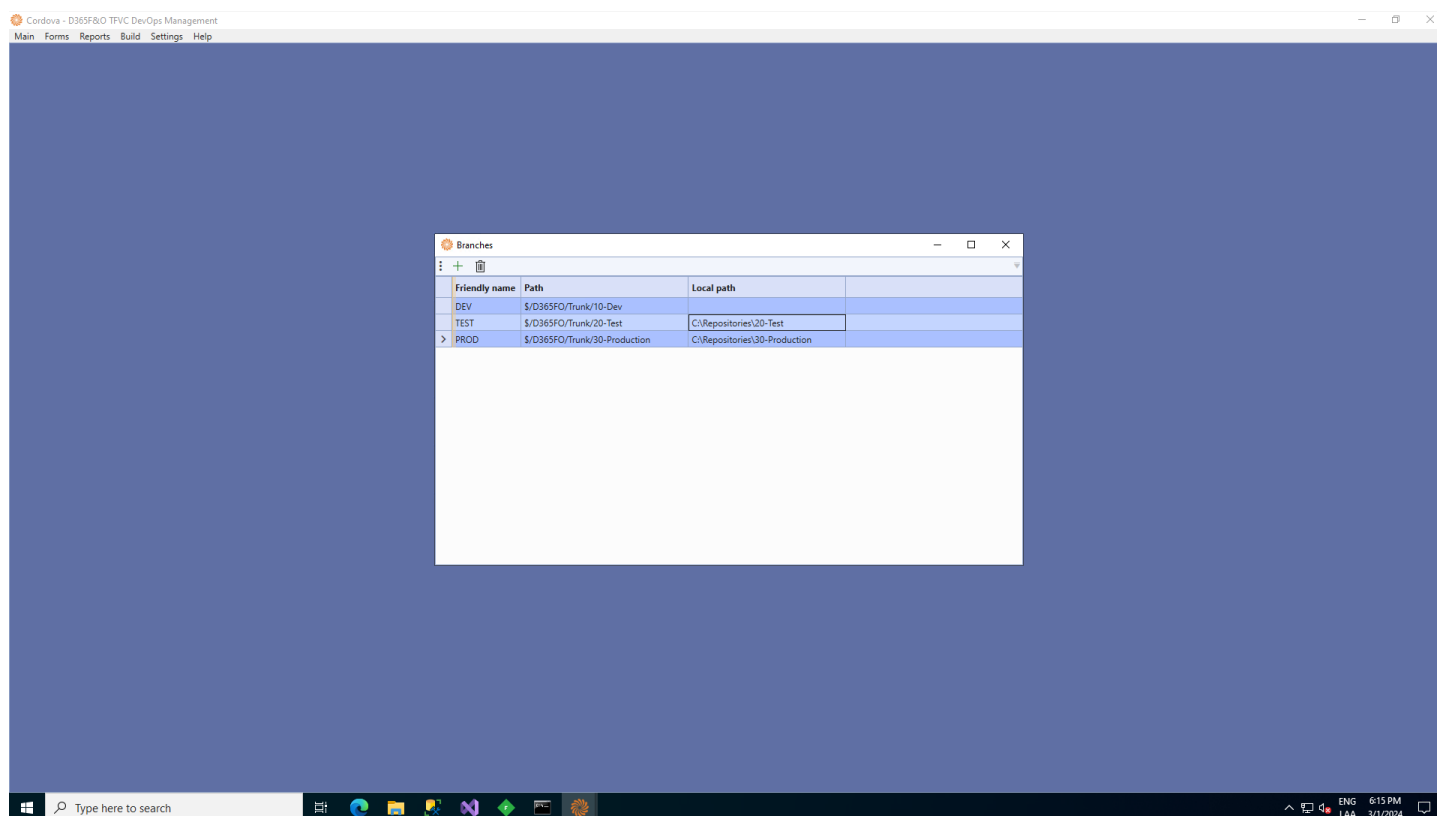
Toolbar buttons:



Add a branch.



Remove a branch.



Grid columns:

Friendly name: A short description to identify the branch. Will show up in reports instead of the repository path.





Path: The complete path of the branch in the Azure DevOps code repository.

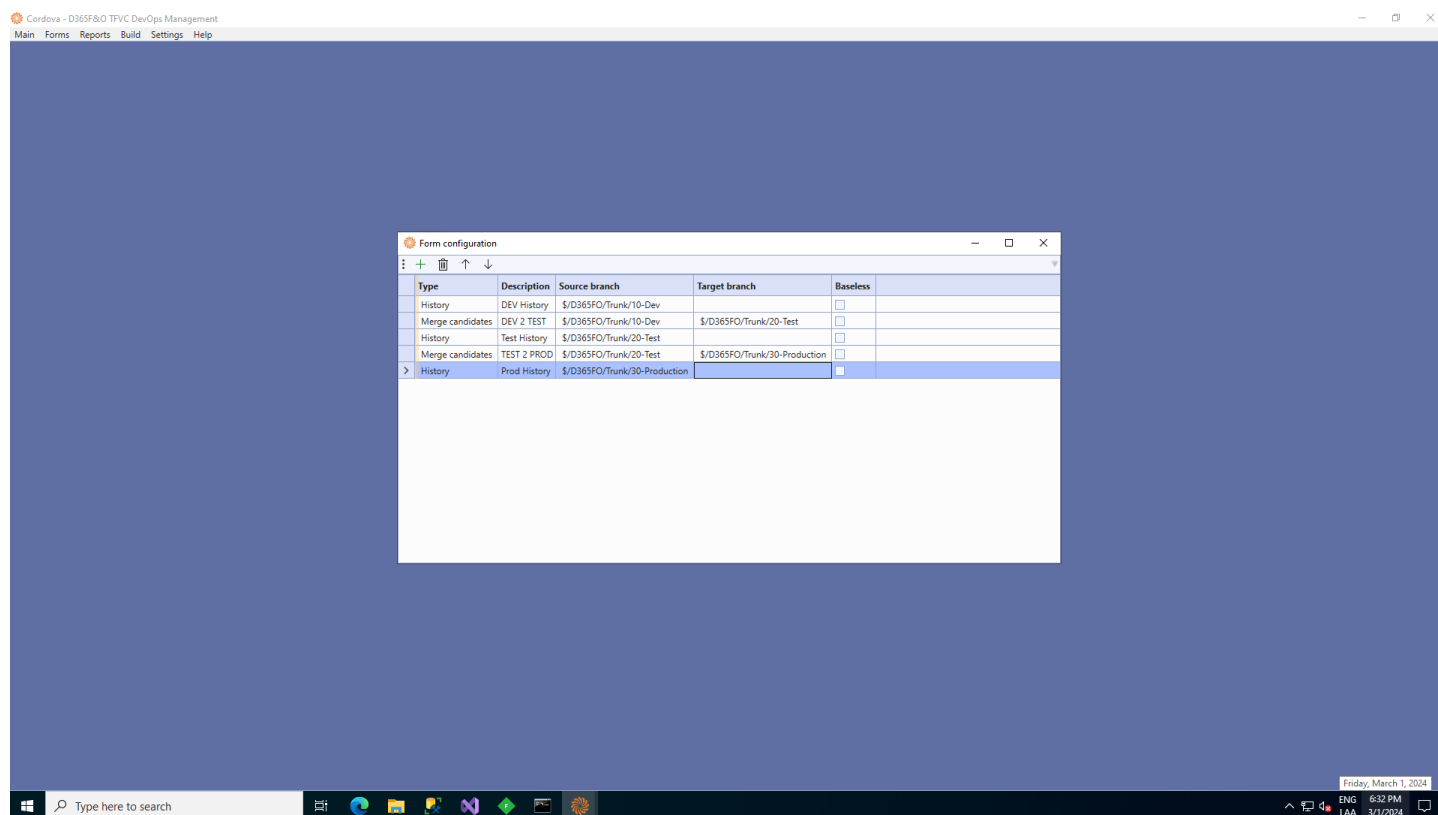
Local path: (Optional) The mapping to the local machine. Will only be used by the TF.exe script generation process.

Form Configuration

The form configuration dialog will allow you to specify the merge or history operations that you execute frequently and want to keep handy. A history form will allow you to view the history of the changesets for a given branch and perform changes to the check in comments or change the associated Azure DevOps tasks. A merge candidates form will allow you to merge two branches.

Toolbar buttons:

-  Add a form configuration line.
-  Remove a form configuration line.
-  Move line up.
-  Move line down.



Grid controls:

Type: History or Merge candidates.


Description: A short description.

Source branch: The source branch of the merge, or the main branch for history.

Target branch: The destination branch. Only required for type **Merge candidates**.

Baseless: When you want to perform baseless merges mark this checkbox.






Once the forms have been configured they will show up in the **Forms** menu.

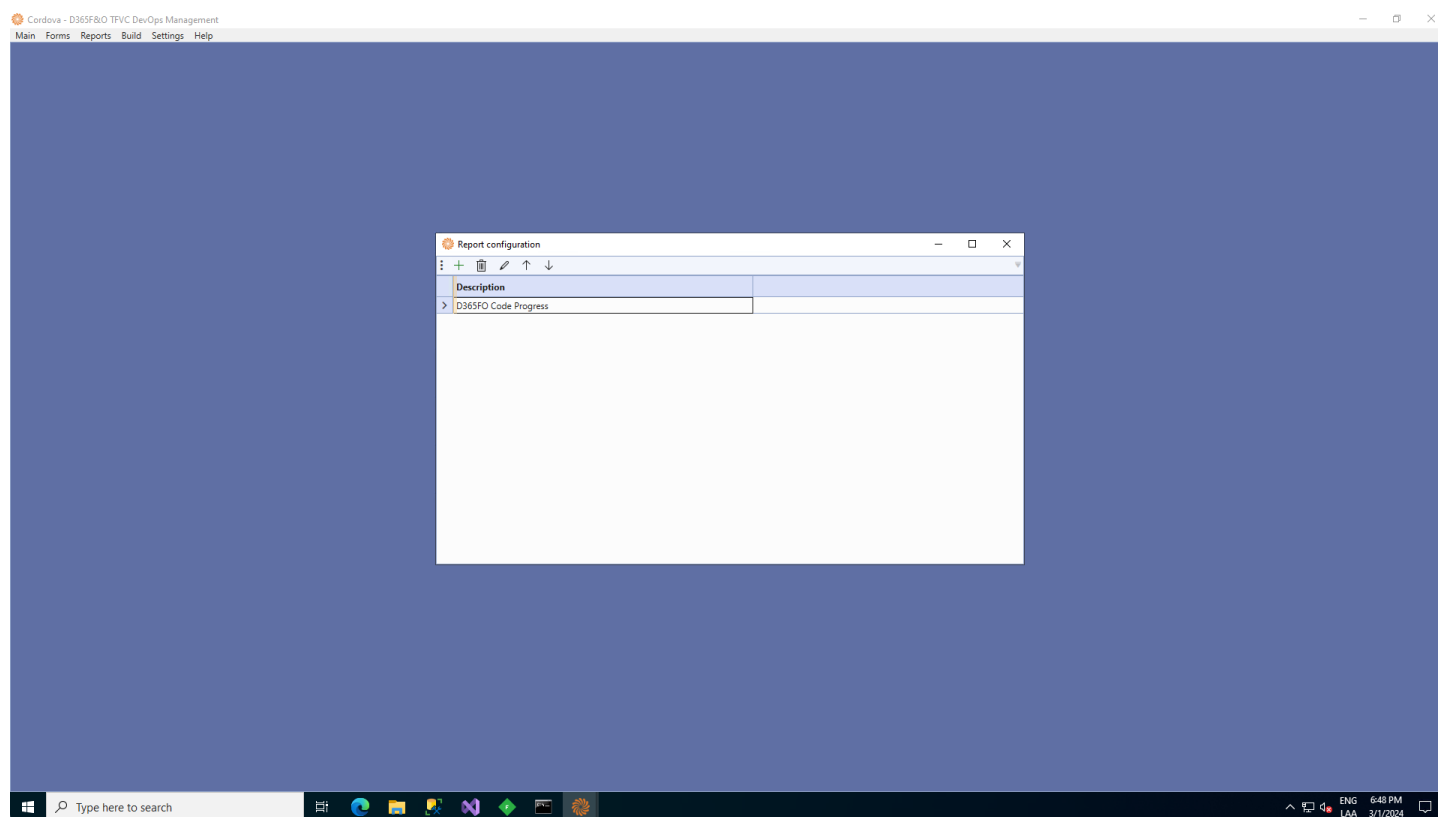


Report Configuration

The Cordova system can produce excel style reports of changeset history and merge candidates that you can distribute to your team. The system can store several reports.

Toolbar buttons:

-  Add a report configuration line.
-  Remove a report configuration line.
-  Edit selected report configuration line (go to report details).
-  Move line up.
-  Move line down.







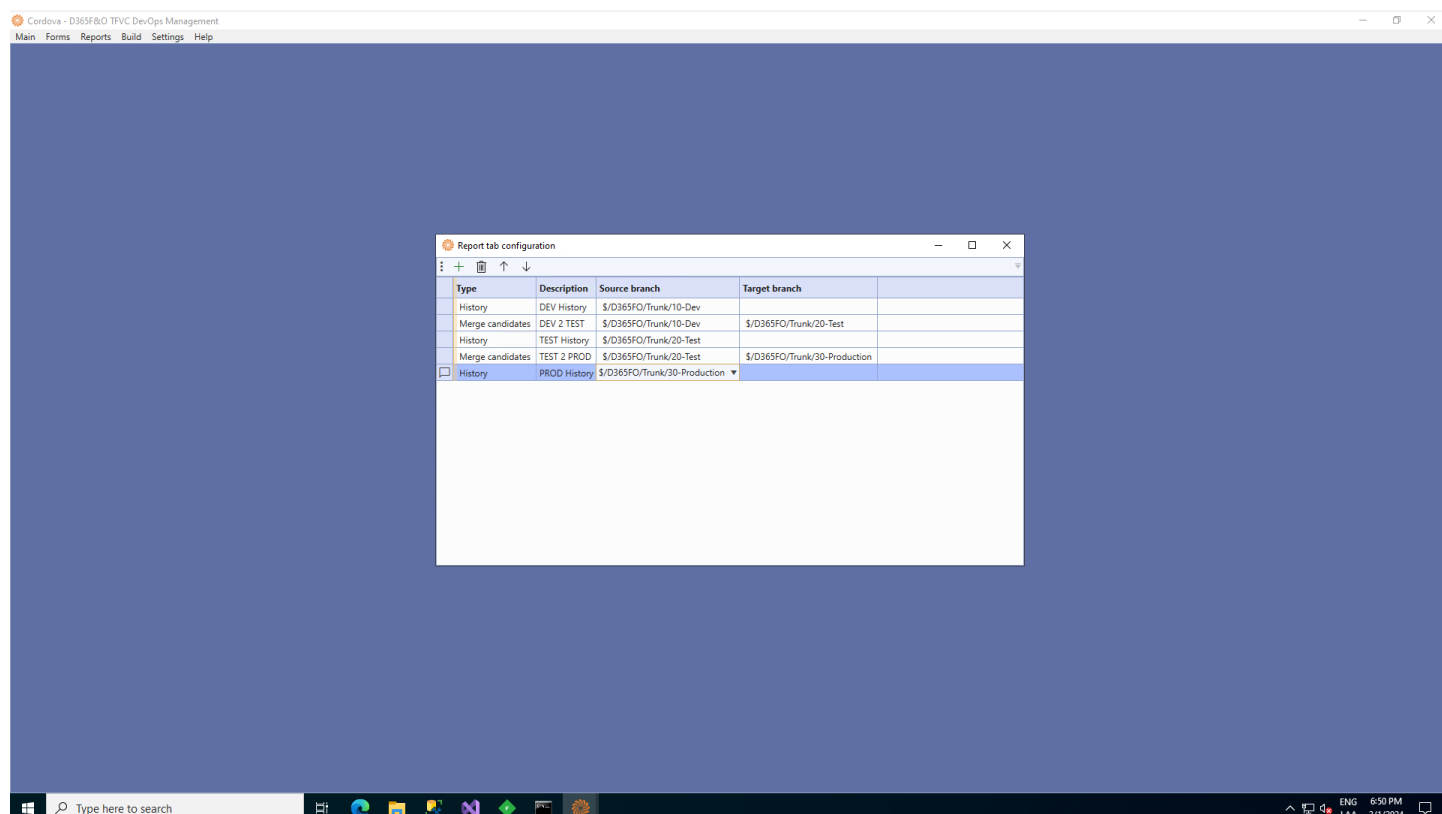
Grid controls:

Description: A short description used to identify the report.

Once you are in the report details dialog you can specify the tabs that the report will have. A tab can be a history or a merge candidates tab.

Toolbar buttons:

-  Add a report tab configuration line.
-  Remove a report tab configuration line.
-  Move line up.
-  Move line down.



Grid controls:


Type: History or Merge Candidates.

Description: A short description.

Source branch: The source branch of the merge or the branch for history.

Target branch: The destination branch. Only required for type Merge Candidates.





Once the reports have been configured, they will show up in the Reports menu.

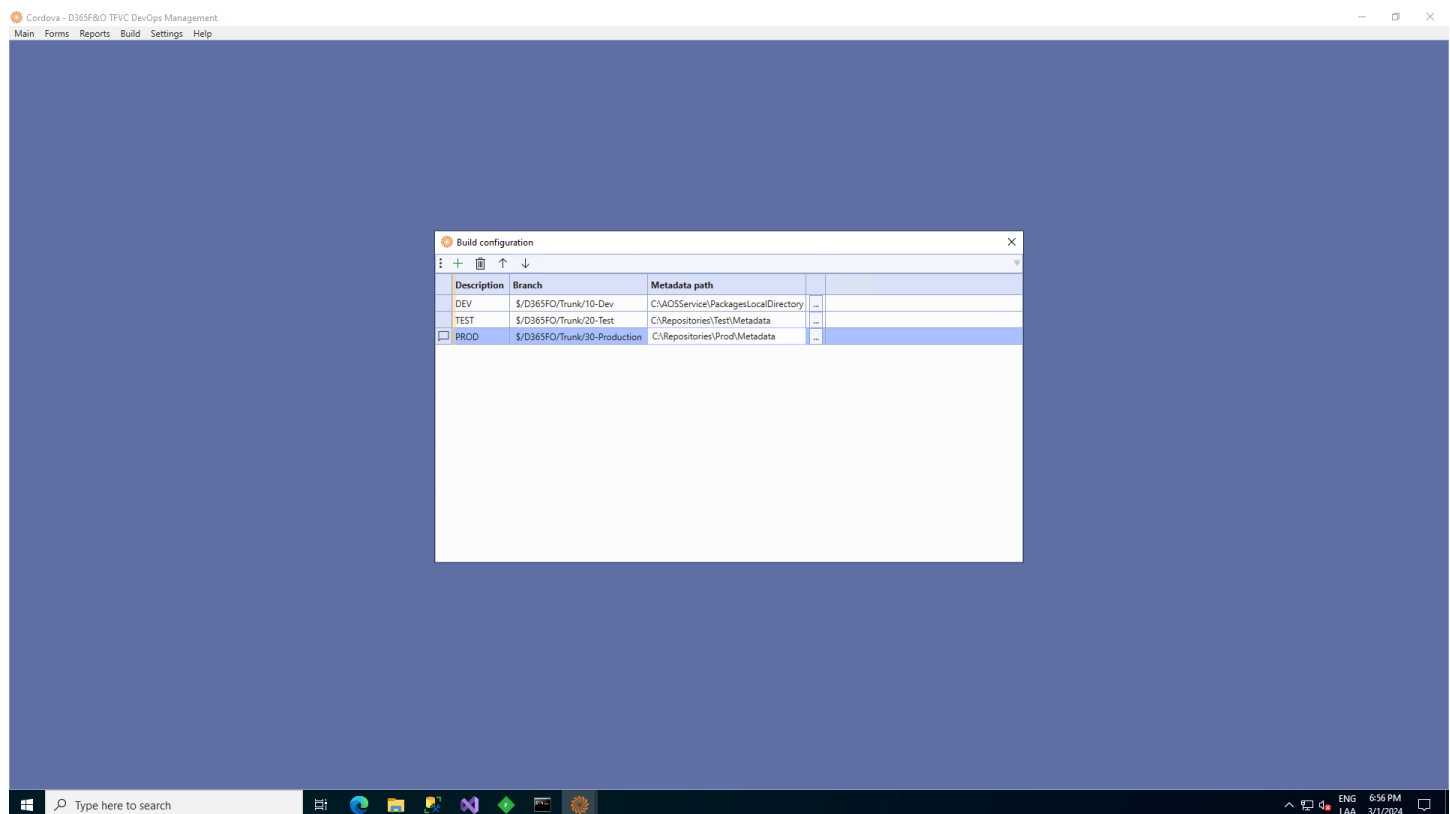


Build Configuration

After doing merge operations you can check to see if a branch is compiling correctly. You can do this for several branches using a single one-box. The build configuration allows you to specify which branches you wish to compile.

Toolbar buttons:

-  Add a build configuration line.
-  Remove a build configuration line.
-  Move line up.
-  Move line down.




Grid controls:

Description: A short description that will be visible in the top menu area.

Branch: The branch that will be compiled. Note: only metadata branches can be compiled. Project branches do not contain x++ code.

Metadata path: The local path to the metadata path.

Once the builds have been configured they will show up in the Build menu.



Troubleshooting

If your Cordova instance will not start because of a configuration error, you can start the application in maintenance mode.

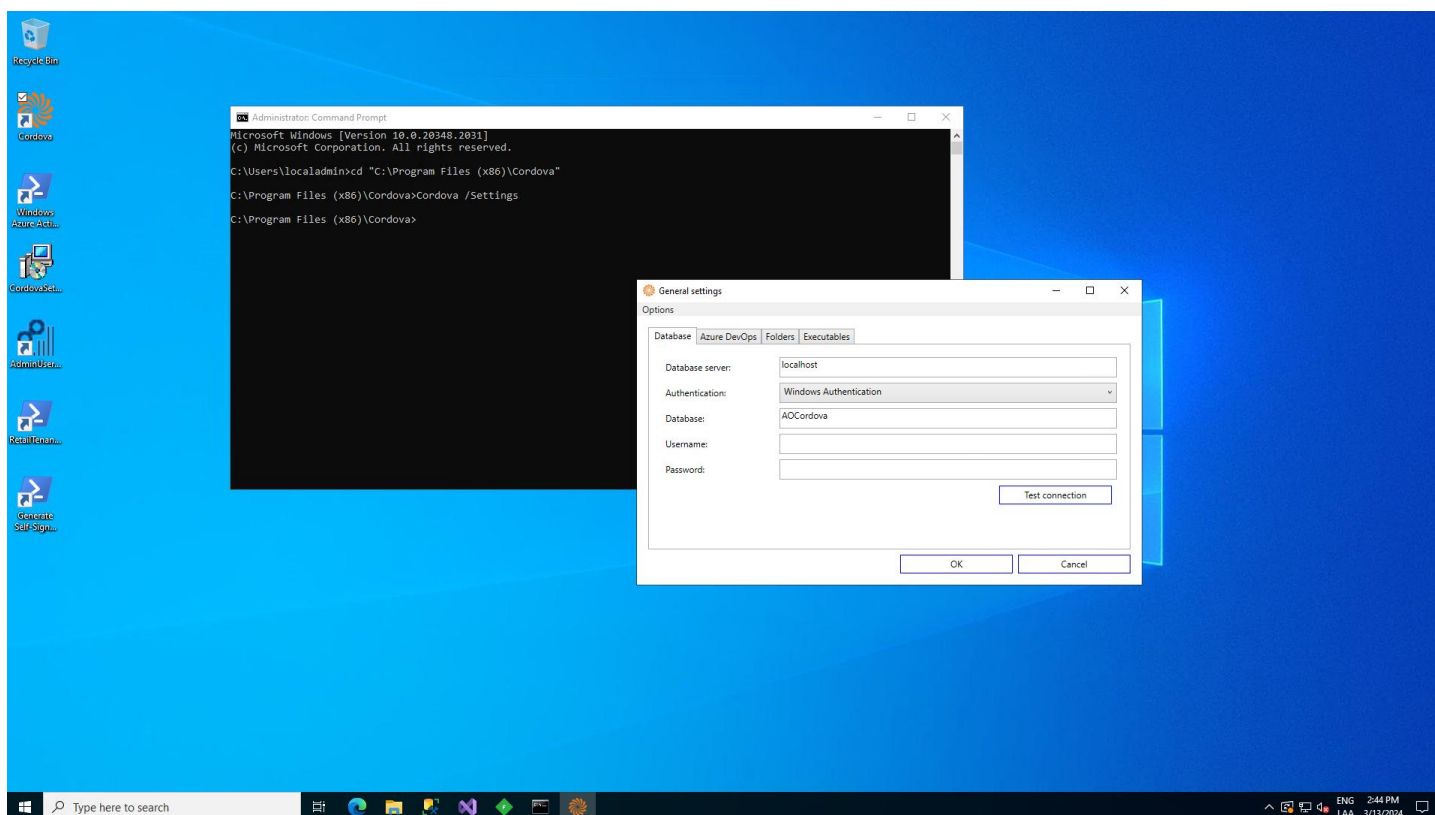
Open a command prompt with elevated privileges. Type:

cd "C:\Program Files (x86)\Cordova"

Which is generally the path to the Cordova executable, unless it was modified when installing the product. Then type:

Cordova /Settings

Cordova will then take you to the General Settings screen.










When you are finished doing the corrections you can close the dialog, all your new settings will be saved, and start Cordova.

Forms

History Forms

A history form will allow you to view the history of the changesets for a given branch and perform changes to the check in comments or change the associated Azure DevOps tasks.

Toolbar buttons:

-  Changeset properties.
-  Files in changeset.
-  Link changeset(s) to work item.
-  Rollback changesets.
-  Pending changes.
-  Copy as table.
-  Refresh

Cordova - D365F&O TFVC DevOps Management

Main Forms Reports Build Settings Help

DEV history

Work items and changesets Edit View

Changeset id	Owner	Created date time	Changeset comments	Work item id	Description	Assigned to	SME	Status	Tags
1781	john.lucas@thomsonfrs.com	1/10/2024 9:42:31 PM	4812: E-mail templates - Remove log file from Azure Storage	4812	E-mail templates	John Lucas		Closed	
1781	john.lucas@thomsonfrs.com	1/10/2024 9:28:08 PM	4810: Audit ConfigFile and NewFile - Clarify when logging certain types	4810	Audit ConfigFile and NewFile	John Lucas		Closed	
1779	pragya@thomsonfrs.com	1/9/2024 7:52:18 PM	4810: OAuth 1.2.21 install	4810	OAuth 1.2.21 install	John Mayers		Closed	
1775	john.lucas@thomsonfrs.com	1/10/2024 8:00:18 PM	4810: Create an extension on WorldFeedCommentTrackingTable - Remove the update method code	4810	Create an extension on WorldFeedCommentTrackingTable	John Lucas		Closed	
1771	john.lucas@thomsonfrs.com	1/10/2024 10:38:13 PM	4810: Log cleanup	4810	Log cleanup	John Lucas		Closed	
1769	john.lucas@thomsonfrs.com	1/10/2024 8:08:13 PM	4810: Create an extension on WorldFeedCommentTrackingTable	4810	Create an extension on WorldFeedCommentTrackingTable	John Lucas		Closed	
1761	john.lucas@thomsonfrs.com	1/10/2024 3:11:20 PM	4817: Dynamics 2019 1.2 install - Add new files	4817	Dynamics 2019 1.2 install	John Lucas		Closed	
1760	john.lucas@thomsonfrs.com	1/10/2024 3:10:48 PM	4817: Dynamics 2019 1.2 deploy - Remove 2017	4817	Dynamics 2019 1.2 deploy	John Lucas		Closed	
1759	john.lucas@thomsonfrs.com	1/10/2024 10:35:33 PM	4810: Audit ConfigFile and NewFile - Disable change tracking for log tables	4810	Audit ConfigFile and NewFile	John Lucas		Closed	
1756	john.lucas@thomsonfrs.com	1/10/2024 9:26:20 PM	4810: Audit ConfigFile and NewFile - Check in missing object	4810	Audit ConfigFile and NewFile	John Lucas		Closed	
1754	john.lucas@thomsonfrs.com	1/10/2024 9:05:47 PM	4810: Audit ConfigFile and NewFile	4810	Audit ConfigFile and NewFile	John Lucas		Closed	
1749	pragya@thomsonfrs.com	1/9/2024 5:01:28 PM	4815: Dynamics 2017 - Add new license file	4815	Dynamics 2017	John Mayers		Closed	
1748	pragya@thomsonfrs.com	1/9/2024 4:59:47 PM	4815: Dynamics 2017 - Remove old license file	4815	Dynamics 2017 Deploy	John Mayers		Closed	
1745	john.lucas@thomsonfrs.com	1/10/2024 4:40:45 PM	4814: Remove application folders	4814	Update pipeline to include CRM T2 Enhancements	John Mayers		Closed	
1732	pragya@thomsonfrs.com	1/10/2024 4:16:21 PM	4815: Add Dynamics 2017 files to the tool	4815	Dynamics 2017 Deploy	John Mayers		Closed	
1731	pragya@thomsonfrs.com	1/10/2024 4:04:08 PM	4815: Remove Dynamics 2017 files	4815	Dynamics 2017 Deploy	John Mayers		Closed	
1729	john.lucas@thomsonfrs.com	1/10/2024 4:00:37 PM	4810: Send purchase order as mail attachment - Order items in log by created date time descending	4810	Send purchase order as mail attachment	John Lucas		Closed	
1716	pragya@thomsonfrs.com	12/1/2023 7:52:32 PM	4813: OAuth 1.2.24 install New 2023	4813	OAuth 1.2.24 Deploy	John Mayers		Closed	
1714	pragya@thomsonfrs.com	12/1/2023 4:15:30 PM	4813: Initial add of T2 files	4813	CRM T2 Enhancement addition	John Mayers		Closed	
1711	john.lucas@thomsonfrs.com	1/10/2023 4:46:08 PM	3846: RM and Open PO Lines Report Changes - corrected code that broke with 10.0.36	3846	RM and Open PO Lines Report Changes	John Lucas		Closed	
1705	john.lucas@thomsonfrs.com	1/10/2023 4:13:27 PM	4803: New mail sending system - Error handling in the send mail method	4803	New mail sending system	John Lucas		Closed	
1704	john.lucas@thomsonfrs.com	1/10/2023 3:23:21 PM	4803: New mail sending system - Solution file changes	4803	New mail sending system	John Lucas		Closed	
1702	pragya@thomsonfrs.com	1/10/2023 7:28:19 PM	4811: Dynamics 2019 Deploy - Catch missing files	4811	Dynamics 2019 1.1 deploy	John Mayers		Closed	
1700	john.lucas@thomsonfrs.com	1/10/2023 5:38:52 PM	3762: Send invoice as mail attachment - Include two methods into controller, add pattern to form	3762	Send invoice as mail attachment	John Lucas		Closed	
1697	pragya@thomsonfrs.com	1/10/2023 8:04:52 PM	4811: Dynamics 2019 1.1 - Add new files	4811	Dynamics 2019 1.1 deploy	John Mayers		Closed	
1696	john.lucas@thomsonfrs.com	10/21/2023 5:28:23 PM	4811: Dynamics 2019 1.1 - Remove 2017	4811	Dynamics 2019 1.1 deploy	John Mayers		Closed	
1690	john.lucas@thomsonfrs.com	10/24/2023 11:20:57 PM	4819: Add reason code to inventory adjustment report - Add role specific to the report	4819	Add reason code to inventory adjustment report	John Lucas		Closed	
1682	john.lucas@thomsonfrs.com	10/24/2023 2:15:28 PM	4797: Vendor Collaboration - Use e-mail templates	4797	Vendor Collaboration	John Lucas		Closed	
1681	john.lucas@thomsonfrs.com	10/24/2023 1:58:32 PM	4819: Add reason code to inventory adjustment report - Include privilege and extended status	4819	Add reason code to inventory adjustment report	John Lucas		Closed	
1680	john.lucas@thomsonfrs.com	10/23/2023 4:52:02 PM	4819: Send purchase order as mail attachment - Testing code using with new version	4819	Send purchase order as mail attachment	John Lucas		Closed	
1679	john.lucas@thomsonfrs.com	10/23/2023 5:21:39 PM	3762: Send invoice as mail attachment - security privilege improvement	3762	Send invoice as mail attachment	John Lucas		Closed	
1678	john.lucas@thomsonfrs.com	10/23/2023 5:18:51 PM	4819: Send purchase order as mail attachment - Logging	4819	Send purchase order as mail attachment	John Lucas		Closed	
1677	john.lucas@thomsonfrs.com	10/19/2023 5:53:08 PM	3762: Send invoice as mail attachment - Added debug code	3762	Send invoice as mail attachment	John Lucas		Closed	
1676	john.lucas@thomsonfrs.com	10/19/2023 5:53:48 PM	3762: Send invoice as mail attachment - remove debug code	3762	Send invoice as mail attachment	John Lucas		Closed	
1668	pragya@thomsonfrs.com	10/10/2023 1:10:51 PM	4810: Dynamics Analytics Scanner - Add new	4810	Dynamics Analytics deployment	John Mayers		New	
1667	pragya@thomsonfrs.com	10/10/2023 1:14:37 PM	4810: Dynamics Analytics Scanner - Deploy	4810	Dynamics Analytics deployment	John Mayers		New	
1661	john.lucas@thomsonfrs.com	10/9/2023 9:02:37 PM	4819: Add reason code to inventory adjustment report	4819	Add reason code to inventory adjustment report	John Lucas		Closed	
1661	john.lucas@thomsonfrs.com	10/9/2023 5:38:18 PM	3762: Send invoice as mail attachment - Allow buttons on action form to send multiple mails	3762	Send invoice as mail attachment	John Lucas		Closed	
1661	john.lucas@thomsonfrs.com	10/4/2023 1:42:18 PM	3762: Send invoice as mail attachment - Taking code outside the loop as a possible fix	3762	Send invoice as mail attachment	John Lucas		Closed	

DEV history (S/HFC-D365FO/Trunk10-Dev)

Grid columns:

Changeset Id: The id of the changeset.

Owner: username of the person that created the changeset.

Created date time: changeset creation date/time.

Changeset comments: changeset comments.

Work item id: the associated work item id.

Description: the work item description.

Assigned to: person responsible for the changeset.

SME: subject matter expert.










Status: status.

Tags: tags associated with the work item.

Merge Candidate Forms

A merge candidates form will allow you to merge two branches.

Toolbar buttons:

-  Changeset properties.
-  Files in changeset.
-  Link changeset(s) to work item.
-  Copy as table.
-  Preview merge script.
-  Batch merge/check in.
-  Remove changeset(s) from list.
-  Force merge.
-  Refresh.

Cordova - D365F&O TFVC DevOps Management

DEV to TEST merge candidates

Changeset id	Owner	Created date time	Changeset comments	Work item id	Description	Assigned to	SME	Status	Tags
1719	julio.lucendo@thomsonfrontrun.com	1/12/2024 9:42:45 PM	4608 - Remove application data folders	4608	Update pipelines to include DM T2 Enhancements	Jamie Meyers		Closed	
1801	jprayer@thomsonfrontrun.com	4/10/2023 3:48:27 PM	4801 - Dynamics 365 F&O Update - Remove old version	4801	Dynamics 365 F&O update	Jamie Meyers		Closed	
1808	julio.lucendo@thomsonfrontrun.com	4/4/2023 2:14:21 PM	4787 - Vendor Collaboration - rollback to latest file	4787	Vendor Collaboration	Julio Lucendo		Closed	
1803	julio.lucendo@thomsonfrontrun.com	4/4/2023 1:19:39 PM	5843P5 - rollback 1.0.07 - rollback labels	5823	Region/Coverage/Settings/02 Entity Issues	Julio Lucendo		Closed	
1802	julio.lucendo@thomsonfrontrun.com	4/4/2023 1:15:26 PM	4787 - Vendor Collaboration - latest file check in	4787	Vendor Collaboration	Julio Lucendo		Closed	
1801	julio.lucendo@thomsonfrontrun.com	4/4/2023 1:12:19 PM	5843P5 - rollback 1.0.07	5823	Region/Coverage/Settings/02 Entity Issues	Julio Lucendo		Closed	
1402	parter.jacobs@thomsonfrontrun.com	10/11/2022 4:46:30 PM	3636 - Dynamics upgrade	3636	Dynamics 2017 upgrade			None	
1429	parter.jacobs@thomsonfrontrun.com	10/10/2022 9:02:16 PM	3636 - Delete from Dev branch again	3636	Dynamics 2017 upgrade			None	
1427	parter.jacobs@thomsonfrontrun.com	10/10/2022 9:01:41 PM	3636 - V1 Dynamics	3636	Dynamics 2017 upgrade			None	
1426	parter.jacobs@thomsonfrontrun.com	10/10/2022 9:01:14 PM	3636 - Remove Dynamics objects - redux	3636	Dynamics 2017 upgrade			None	
1402	jprayer@thomsonfrontrun.com	10/6/2022 1:13:29 PM	3636 - Remove all Dynamics libraries	3636	Dynamics 2017 upgrade			None	
1357	julio.lucendo@thomsonfrontrun.com	4/12/2022 5:57:17 PM	3623 - Region/Coverage/Settings/02 Entity Issues	3623	Region/Coverage/Settings/02 Entity Issues	Julio Lucendo		Closed	
1336	julio.lucendo@thomsonfrontrun.com	1/8/2022 10:48:21 PM	3622 - Create fields on insert transfer entities	3622	Create fields on insert transfer entities	Julio Lucendo		Closed	
1304	julio.lucendo@thomsonfrontrun.com	10/22/2021 7:28:17 PM	3612 - Pending and active item prices V2 entity issues	3612	Pending and active item prices V2 entity issues	Julio Lucendo		Closed	
1251	julio.lucendo@thomsonfrontrun.com	9/13/2021 8:50:44 PM	3613 Item/Item/Customer Master Data Validation - Changed group key length	3613	Item/Item/Customer Master Data Validation	Julio Lucendo		Closed	
1250	julio.lucendo@thomsonfrontrun.com	9/13/2021 8:50:32 PM	3613 Item/Item/Customer Master Data Validation - Entity name correction	3613	Item/Item/Customer Master Data Validation	Julio Lucendo		Closed	
1249	julio.lucendo@thomsonfrontrun.com	9/13/2021 8:50:16 PM	3613 Item/Item/Customer Master Data Validation - Query preview	3613	Item/Item/Customer Master Data Validation	Julio Lucendo		Closed	
1247	julio.lucendo@thomsonfrontrun.com	9/13/2021 9:12:05 PM	3613 Item/Item/Customer Master Data Validation - Added query preview screen partial	3613	Item/Item/Customer Master Data Validation	Julio Lucendo		Closed	
1245	jprayer@thomsonfrontrun.com	9/10/2021 6:38:17 PM	3613 Item/Item/Customer Master Data Validation - query grid changes	3613	Item/Item/Customer Master Data Validation	Julio Lucendo		Closed	
1241	julio.lucendo@thomsonfrontrun.com	9/10/2021 6:35:49 PM	3613 Item/Item/Customer Master Data Validation - final	3613	Item/Item/Customer Master Data Validation	Julio Lucendo		Closed	
1238	julio.lucendo@thomsonfrontrun.com	1/26/2021 10:19:42 PM	3613 Item/Item/Customer Master Data Validation - Partial B	3613	Item/Item/Customer Master Data Validation	Julio Lucendo		Closed	
1217	julio.lucendo@thomsonfrontrun.com	1/13/2021 12:16:11 PM	3613 Item/Item/Customer Master Data Validation	3613	Item/Item/Customer Master Data Validation	Julio Lucendo		Closed	
1174	jprayer@thomsonfrontrun.com	4/15/2021 9:57:50 PM	3172 Excedra error handling - New version	3172	Excedra error handling	Jamie Meyers		Deploy to TEST	
1151	jprayer@thomsonfrontrun.com	4/15/2021 11:19:06 PM	3171 Promotions Import optimization - Phase 1	3171	Excedra promotions Import optimization	maxim.peregudov		Closed	
880	alex.morales@thomsonfrontrun.com	9/13/2020 7:49:50 PM	rem 88032 to work order status	0					
880	gabriel.dominguez@thomsonfrontrun.com	1/07/2020 2:29:20 AM	484 - Removal of MRO folder from Dev 1/06/20	0					
808	andrea.pfaff@thomsonfrontrun.com	11/21/2019 10:21:02 PM	JPP 11/21/19 Normal Entity Check for Michael Respiers and SAMM@thomsonfrontrun.com	0					
812	andrea.pfaff@thomsonfrontrun.com	11/25/2019 11:10:58 PM	JPP 11/25/19 Object check for aggregate rem, SAMM@thomsonfrontrun.com	0					
810	andrea.pfaff@thomsonfrontrun.com	11/25/2019 10:56:05 PM	JPP 11/25/19 Object change/print checker for previous InvenItemPurchase entity	0					
803	andrea.pfaff@thomsonfrontrun.com	11/22/2019 9:38:16 PM	JPP 11/22/19 Custom B1 entities for David de HVC and Michael internally	0					

DEV to TEST merge candidates (S:\HFC-D365FO\Trunk\10-Dev to S:\HFC-D365FO\Trunk\20-Test)

Grid columns:

Changeset Id: The id of the changeset.

Owner: username of the person that created the changeset.

Created date time: changeset creation date/time.

Changeset comments: changeset comments.

Work item id: the associated work item id.

Description: the work item description.

Assigned to: person responsible for the changeset.

SME: subject matter expert.

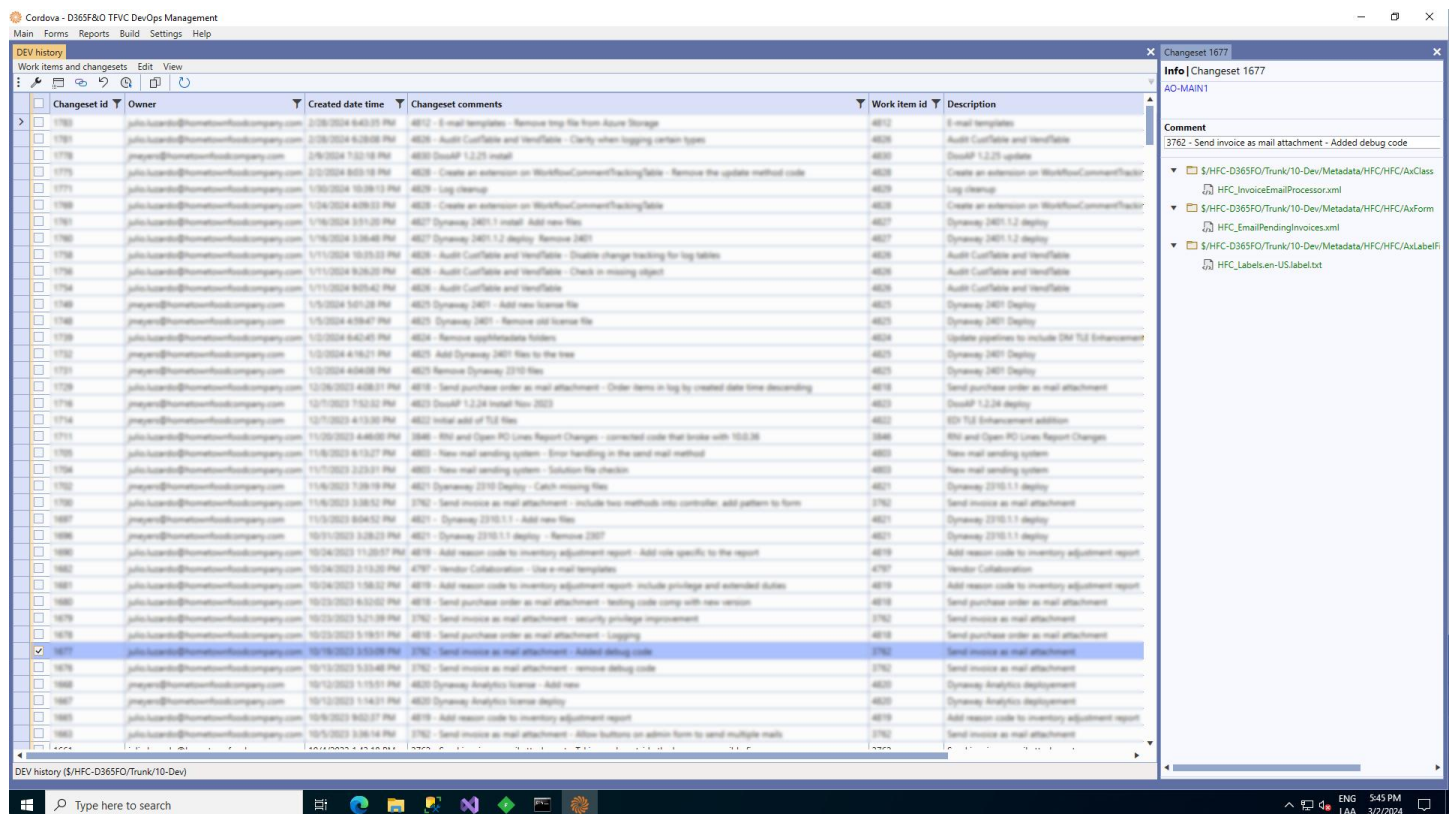
Status: status.

Tags: tags associated with the work item.

Changeset properties

Displays a right pane with the files that are contained in the changeset.

The **changeset properties** command can be invoked in history and merge candidate forms by clicking this icon:


The screenshot displays the Cordova TFVC DevOps Management interface. The main window shows a list of changesets with columns for Changeset id, Owner, Created date time, Changeset comments, Work item id, and Description. The changeset list is filtered by 'DEV history' and 'Work items and changesets'. The selected changeset, 1677, is highlighted in blue. To the right, a pane titled 'Changeset 1677' provides detailed information about the changeset, including its name '3762 - Send invoice as mail attachment - Added debug code' and a list of files that were added or modified. The files list includes paths like '\$/HFC-D365FO/Trunk/10-Dev/Metadata/HFC/HFC/AvClass' and '\$/HFC-D365FO/Trunk/10-Dev/Metadata/HFC/HFC/AvForm'.

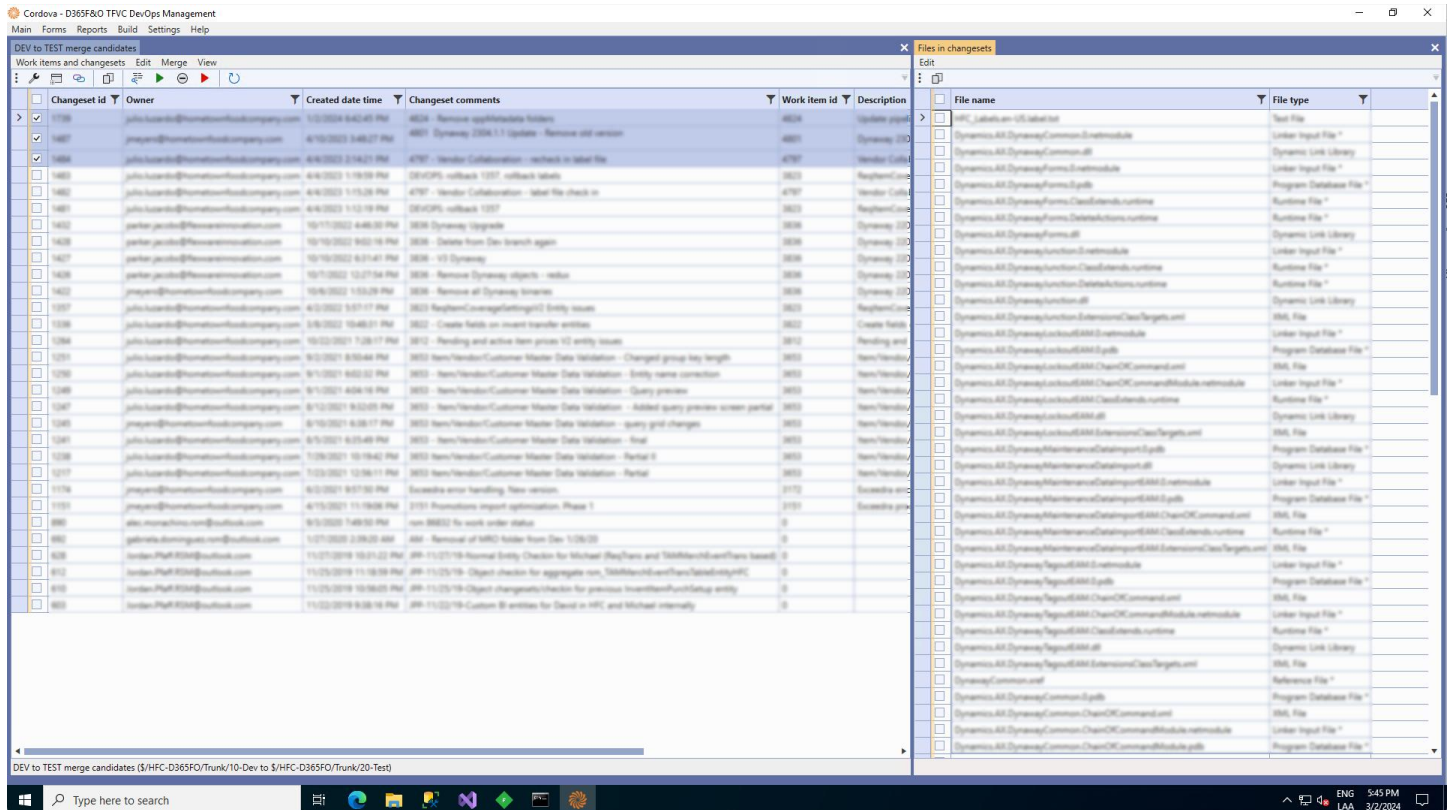
Changeset id	Owner	Created date time	Changeset comments	Work item id	Description
1782	julia.luciani@hormetionfoodcompany.com	2/28/2024 8:42:25 PM	4812 - E-mail templates - Remove log file from Azure Storage	4812	E-mail templates
1781	julia.luciani@hormetionfoodcompany.com	2/28/2024 8:28:08 PM	4826 - Audit ConfTable and VendTable - Clarify when logging certain types	4826	Audit ConfTable and VendTable
1778	prajeyan@hormetionfoodcompany.com	2/9/2024 7:52:18 PM	4830 DocusIP 1.2.25 install	4830	DocusIP 1.2.25 update
1775	julia.luciani@hormetionfoodcompany.com	2/2/2024 9:55:18 PM	4828 - Create an extension on WorkflowCommentTrackingTable - Remove the update method code	4828	Create an extension on WorkflowCommentTrackingTable
1771	julia.luciani@hormetionfoodcompany.com	1/30/2024 10:38:13 PM	4829 - Log cleanup	4829	Log cleanup
1769	julia.luciani@hormetionfoodcompany.com	1/24/2024 4:08:33 PM	4828 - Create an extension on WorkflowCommentTrackingTable	4828	Create an extension on WorkflowCommentTrackingTable
1761	julia.luciani@hormetionfoodcompany.com	1/16/2024 3:51:20 PM	4827 Dynasway 2401.1 install - Add new files	4827	Dynasway 2401.1.2 deploy
1760	julia.luciani@hormetionfoodcompany.com	1/16/2024 3:51:48 PM	4827 Dynasway 2401.1.2 deploy - Remove 2401	4827	Dynasway 2401.1.2 deploy
1758	julia.luciani@hormetionfoodcompany.com	1/11/2024 10:25:33 PM	4828 - Audit ConfTable and VendTable - Disable change tracking for log tables	4828	Audit ConfTable and VendTable
1756	julia.luciani@hormetionfoodcompany.com	1/11/2024 9:28:20 PM	4828 - Audit ConfTable and VendTable - Check in missing object	4828	Audit ConfTable and VendTable
1754	julia.luciani@hormetionfoodcompany.com	1/11/2024 9:05:42 PM	4828 - Audit ConfTable and VendTable	4828	Audit ConfTable and VendTable
1749	prajeyan@hormetionfoodcompany.com	1/5/2024 5:01:28 PM	4825 Dynasway 2401 - Add new license file	4825	Dynasway 2401 Deploy
1748	prajeyan@hormetionfoodcompany.com	1/5/2024 4:59:47 PM	4825 Dynasway 2401 - Remove old license file	4825	Dynasway 2401 Deploy
1739	julia.luciani@hormetionfoodcompany.com	1/3/2024 8:42:45 PM	4824 - Remove updatetables folders	4824	Update pipelines to include SBA TSL Enhancement
1732	prajeyan@hormetionfoodcompany.com	1/3/2024 4:16:21 PM	4825 Add Dynasway 2401 files to the tree	4825	Dynasway 2401 Deploy
1731	prajeyan@hormetionfoodcompany.com	1/3/2024 4:06:08 PM	4825 Remove Dynasway 2310 files	4825	Dynasway 2401 Deploy
1729	julia.luciani@hormetionfoodcompany.com	12/26/2023 4:08:37 PM	4818 - Send purchase order as mail attachment - Order items in log by created date time descending	4818	Send purchase order as mail attachment
1719	prajeyan@hormetionfoodcompany.com	12/17/2023 7:52:33 PM	4823 DocusIP 1.2.24 install flow 2023	4823	DocusIP 1.2.24 deploy
1714	prajeyan@hormetionfoodcompany.com	12/17/2023 4:13:30 PM	4822 Initial add of TSL files	4822	SD TSL Enhancement addition
1711	julia.luciani@hormetionfoodcompany.com	11/29/2023 4:48:09 PM	3848 - RSI and Open PO Lines Report Changes - corrected code that broke with 10.0.36	3848	RSI and Open PO Lines Report Changes
1705	julia.luciani@hormetionfoodcompany.com	11/9/2023 8:13:27 PM	4822 - New mail sending system - Error handling in the send mail method	4822	New mail sending system
1704	julia.luciani@hormetionfoodcompany.com	11/7/2023 2:23:31 PM	4822 - New mail sending system - Solution file checkin	4822	New mail sending system
1702	julia.luciani@hormetionfoodcompany.com	11/6/2023 7:39:19 PM	4821 Dynasway 2310 Deploy - Catch missing files	4821	Dynasway 2310.1.1 deploy
1700	julia.luciani@hormetionfoodcompany.com	11/6/2023 3:58:52 PM	3762 - Send invoice as mail attachment - include two methods into controller - add pattern to form	3762	Send invoice as mail attachment
1697	prajeyan@hormetionfoodcompany.com	11/5/2023 8:04:52 PM	4821 - Dynasway 2310.1.1 - Add new files	4821	Dynasway 2310.1.1 deploy
1696	prajeyan@hormetionfoodcompany.com	10/31/2023 3:28:23 PM	4821 - Dynasway 2310.1.1 deploy - Remove 2307	4821	Dynasway 2310.1.1 deploy
1690	julia.luciani@hormetionfoodcompany.com	10/24/2023 11:20:57 PM	4819 - Add reason code to inventory adjustment report - Add role specific to the report	4819	Add reason code to inventory adjustment report
1682	julia.luciani@hormetionfoodcompany.com	10/24/2023 2:13:20 PM	4797 - Vendor Collaboration - Use e-mail templates	4797	Vendor Collaboration
1681	julia.luciani@hormetionfoodcompany.com	10/24/2023 1:58:32 PM	4819 - Add reason code to inventory adjustment report - include privilege and extended duties	4819	Add reason code to inventory adjustment report
1680	julia.luciani@hormetionfoodcompany.com	10/23/2023 6:52:02 PM	4818 - Send purchase order as mail attachment - testing code comp with new version	4818	Send purchase order as mail attachment
1679	julia.luciani@hormetionfoodcompany.com	10/23/2023 5:21:39 PM	3762 - Send invoice as mail attachment - security privilege improvement	3762	Send invoice as mail attachment
1678	julia.luciani@hormetionfoodcompany.com	10/23/2023 5:19:51 PM	4818 - Send purchase order as mail attachment - Logging	4818	Send purchase order as mail attachment
1677	julia.luciani@hormetionfoodcompany.com	10/19/2023 3:53:08 PM	3762 - Send invoice as mail attachment - Added debug code	3762	Send invoice as mail attachment
1676	julia.luciani@hormetionfoodcompany.com	10/13/2023 5:53:48 PM	3762 - Send invoice as mail attachment - remove debug code	3762	Send invoice as mail attachment
1668	prajeyan@hormetionfoodcompany.com	10/13/2023 1:15:51 PM	4820 Dynasway Analytics license - Add new	4820	Dynasway Analytics deployment
1667	prajeyan@hormetionfoodcompany.com	10/13/2023 1:14:31 PM	4820 Dynasway Analytics license deploy	4820	Dynasway Analytics deployment
1665	julia.luciani@hormetionfoodcompany.com	10/9/2023 9:02:37 PM	4819 - Add reason code to inventory adjustment report	4819	Add reason code to inventory adjustment report
1663	julia.luciani@hormetionfoodcompany.com	10/5/2023 3:26:14 PM	3762 - Send invoice as mail attachment - Allow buttons on admin form to send multiple mails	3762	Send invoice as mail attachment

Files in changeset

Displays a simplified list of all the files in the changeset or changesets that have been selected by marking the checkbox on the left.

The **files in changeset** command can be invoked in history and merge candidate forms by clicking this icon:





Toolbar buttons:

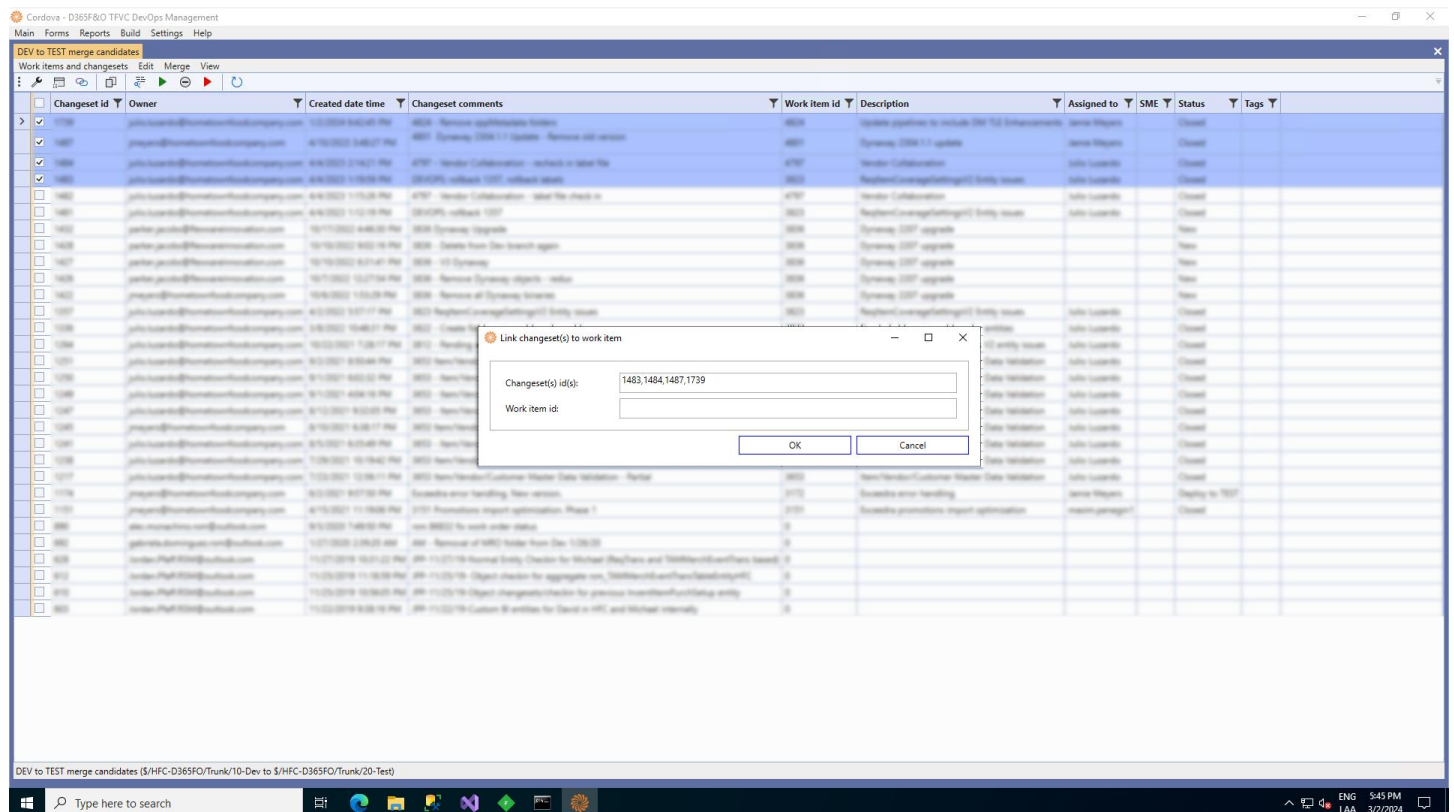


Copy as table.

Link changeset(s) to work item

Links a changeset or changesets to an existing work item.

The **link changeset(s) to work item** command can be invoked in history and merge candidate forms by clicking this icon:

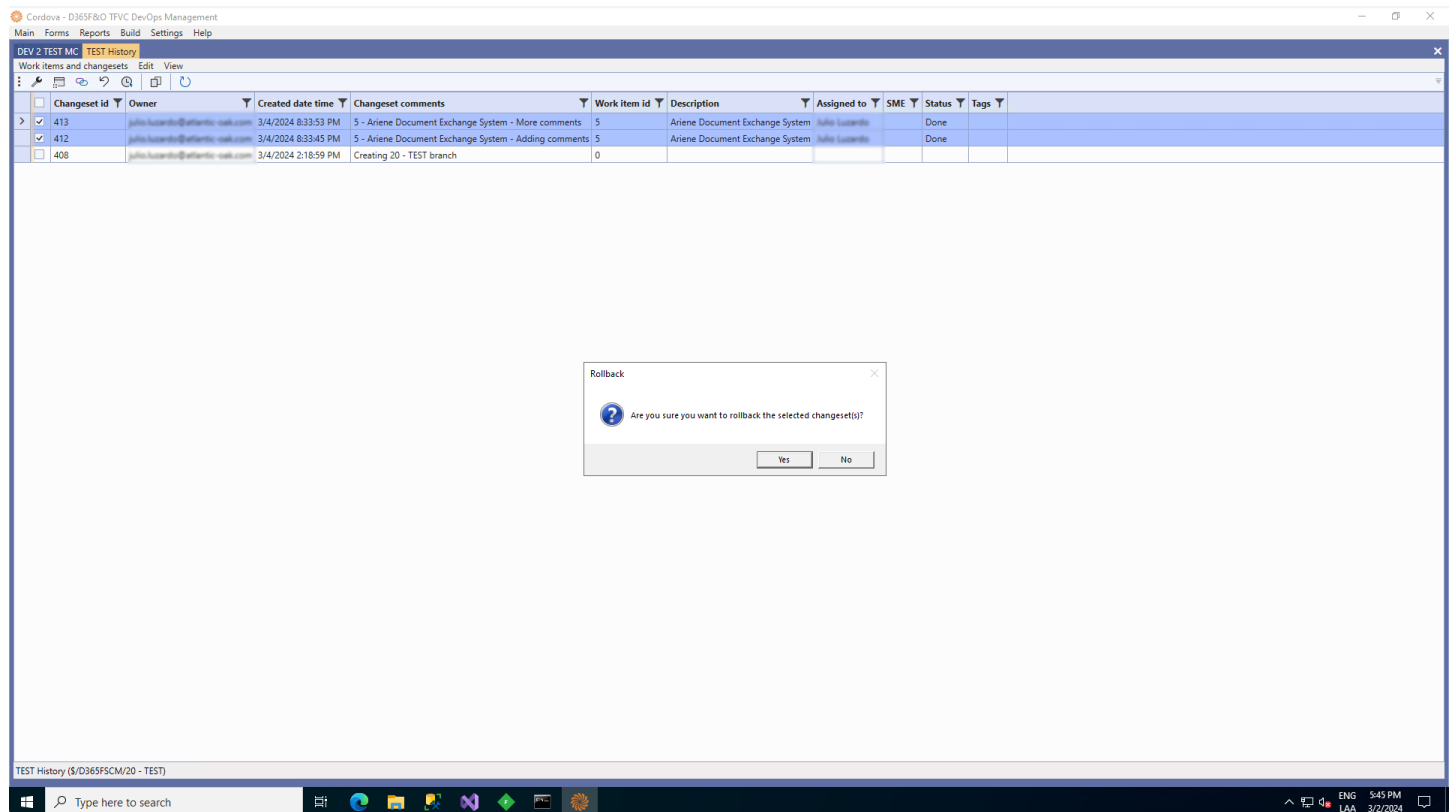



The screenshot displays the Cordova TFVC Management System interface. The main window shows a table of changesets with columns: Changeset id, Owner, Created date time, Changeset comments, Work item id, Description, Assigned to, SME, Status, and Tags. A modal dialog titled "Link changeset(s) to work item" is open, showing a text input for "Changeset(s) id(s):" with the value "1483,1484,1487,1739" and an empty text input for "Work item id:". The dialog has "OK" and "Cancel" buttons.

Rollback changesets

Rolls back changesets that have been selected by marking the checkbox on the left.

The **rollback changesets** command can be invoked in history forms by clicking this icon:

The screenshot shows the 'TEST History' window in the Cordova TFVC Management System. The table lists three changesets:

Changeset id	Owner	Created date time	Changeset comments	Work item id	Description	Assigned to	SME	Status	Tags
413	julia.lucanin@atlantic-oak.com	3/4/2024 8:33:53 PM	5 - Ariene Document Exchange System - More comments	5	Ariene Document Exchange System	julia.lucanin		Done	
412	julia.lucanin@atlantic-oak.com	3/4/2024 8:33:45 PM	5 - Ariene Document Exchange System - Adding comments	5	Ariene Document Exchange System	julia.lucanin		Done	
408	julia.lucanin@atlantic-oak.com	3/4/2024 2:18:59 PM	Creating 20 - TEST branch	0					

A 'Rollback' dialog box is displayed in the center, asking: 'Are you sure you want to rollback the selected changeset(s)?'. It has 'Yes' and 'No' buttons.

Once you initiate a rollback operation, the system will prompt you to confirm the rollback of the selected changesets.

Cordova TFVC Management System

Once the rollbacks have been finished the system will show you the merge log of the operation.

Cordova - D365F&O TFVC DevOps Management

Main Forms Reports Build Settings Help

DEV 2 TEST MC TEST History Merge log

Edit Merge

	Log id	Batch id	Created date time	Source branch	Source Changeset id	Target branch	Target Changeset id	Comments	Work item id	Work item description	Merge type	Merged	Checked in
<input type="checkbox"/>	3	2	3/4/2024 8:35:32 PM	TEST	413	TEST	414	ROLLBACK CS413 - 5 - Ariene Document Exchange System - More comments	5	Ariene Document Exchange System	Rollback	<input checked="" type="checkbox"/>	<input checked="" type="checkbox"/>
<input type="checkbox"/>	4	2	3/4/2024 8:35:34 PM	TEST	412	TEST	415	ROLLBACK CS412 - 5 - Ariene Document Exchange System - Adding comments	5	Ariene Document Exchange System	Rollback	<input checked="" type="checkbox"/>	<input checked="" type="checkbox"/>

Type here to search

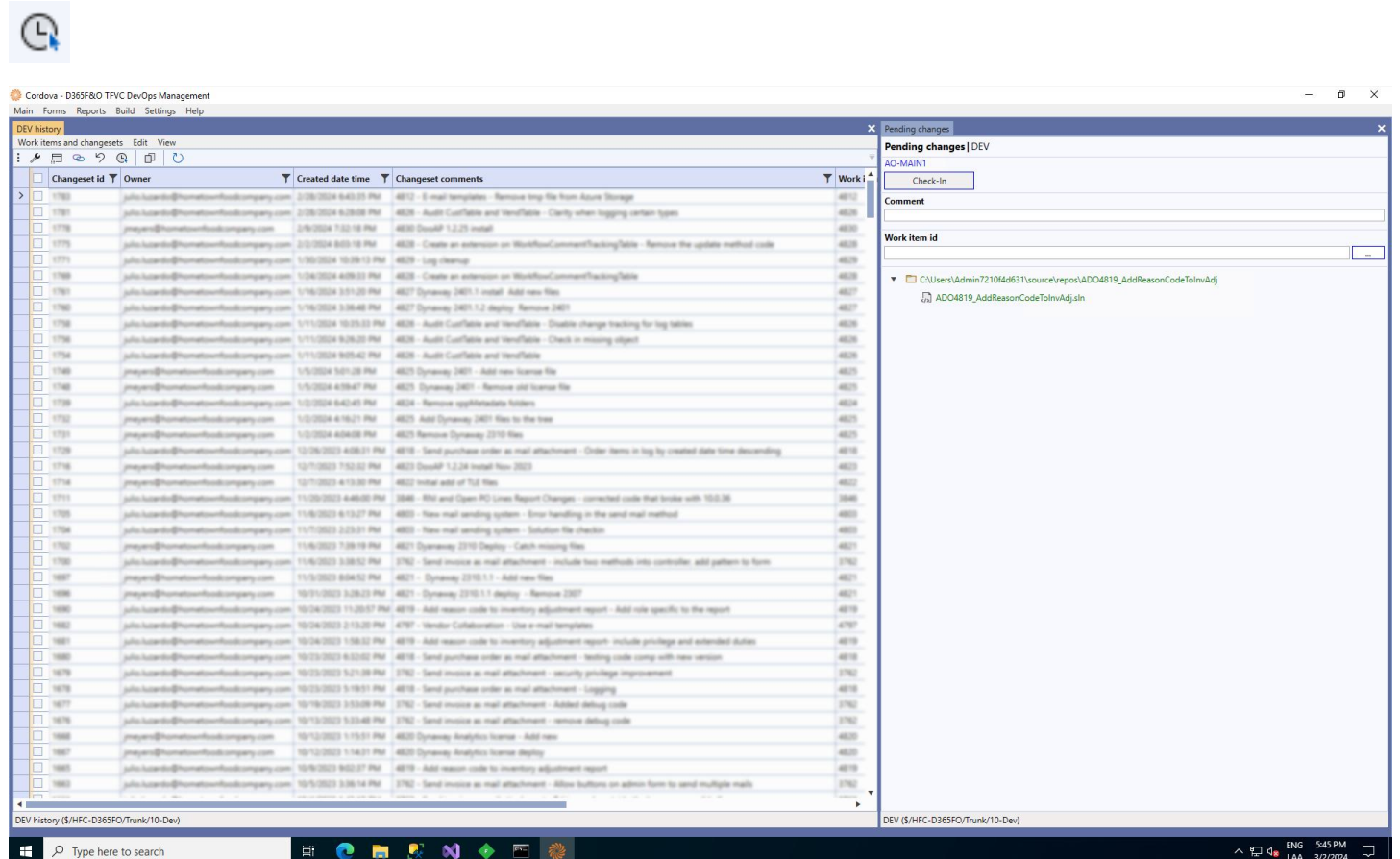
ENG 5:45 PM
LAA 3/2/2024

The system will automatically check in the comments for the rollback. A "ROLLBACK" text in capital letters followed by CS and the changeset number that was rolled back plus the original description of the changeset.

Pending changes

Displays a right pane with a hierarchical list of all the pending changes in the workspace.

The **pending changes** command can be invoked in history forms by clicking this icon:



The screenshot displays the Cordova TFVC Management System interface. On the left, a table lists pending changes with columns for 'Changeset id', 'Owner', 'Created date time', 'Changeset comments', and 'Work item id'. The table contains numerous entries, each representing a specific change made to the system. On the right, a pane titled 'Pending changes | DEV' shows a hierarchical list of changes. The selected change is 'ADO4819_AddReasonCodeToInAdj', which is a file change. The pane also includes a 'Check-In' button and a 'Comment' field. The bottom of the interface shows the Windows taskbar with various application icons and the system clock.

Copy as table

Copies an HTML table representation of the changesets that have been selected by marking the checkbox on the left. Useful for communicating code promotions to your team as the HTML table can be pasted into e-mails.

The **copy as table** command can be invoked in several types of forms forms by clicking this icon:



Test deployment - Message (HTML)

File

Message

Insert

Options

Format Text

Review

Help

Acrobat

Tell me what you want to do

Cut

Copy

Paste

Clipboard

Format Painter

Basic Text

B

/

U

A^{*}

A⁻

Text Color

Background Color

Align Left

Align Center

Align Right

Justify

Address Book

Check Names

Attach File

Include

Request Signatures

Attach Instant File Link

Assign Policy

Follow Up

High Importance

Low Importance

Tags

Dictate

Viva Insights

View Templates

My Templates

Send

From: julio@bootes.co

To: someone@somecompany.com

Cc:

Subject: Test deployment

Hi,

These changesets have been promoted to UAT and will soon be deployed:

Log id	Batch id	Created date time	Source branch	Source changeset id	Target branch	Target changeset id	Comments	Work item id	Work item description	Merge type
6025	22	10/04/23 14:16:23	DEV	1661	TEST	1662	3762 - Send invoice as mail attachment - Taking code outside the loop as a possible fix	3762	Send invoice as mail attachment	Merge
7025	23	10/05/23 15:37:21	DEV	1663	TEST	1664	3762 - Send invoice as mail attachment - Allow buttons on admin form to send multiple mails	3762	Send invoice as mail attachment	Merge
8025	24	10/10/23 21:56:27	DEV	1665	TEST	1666	4819 - Add reason code to inventory adjustment report	4819	Add reason code to inventory adjustment report	Merge

Best Regards,

Julio Luzardo

10085 Hazelhurst Drive Suite B26424
Houston, Texas 77043
O: +1 (470) 582-0912 Ext. 456
M: +1 (470) 552-0002
<http://www.bootes.io>

Preview merge script

Allows you to preview a TF.exe merge and check in script that you can copy or save. Useful if you want to run the script using TF.exe.

The **preview merge script** command can be invoked in merge candidate forms by clicking this icon:

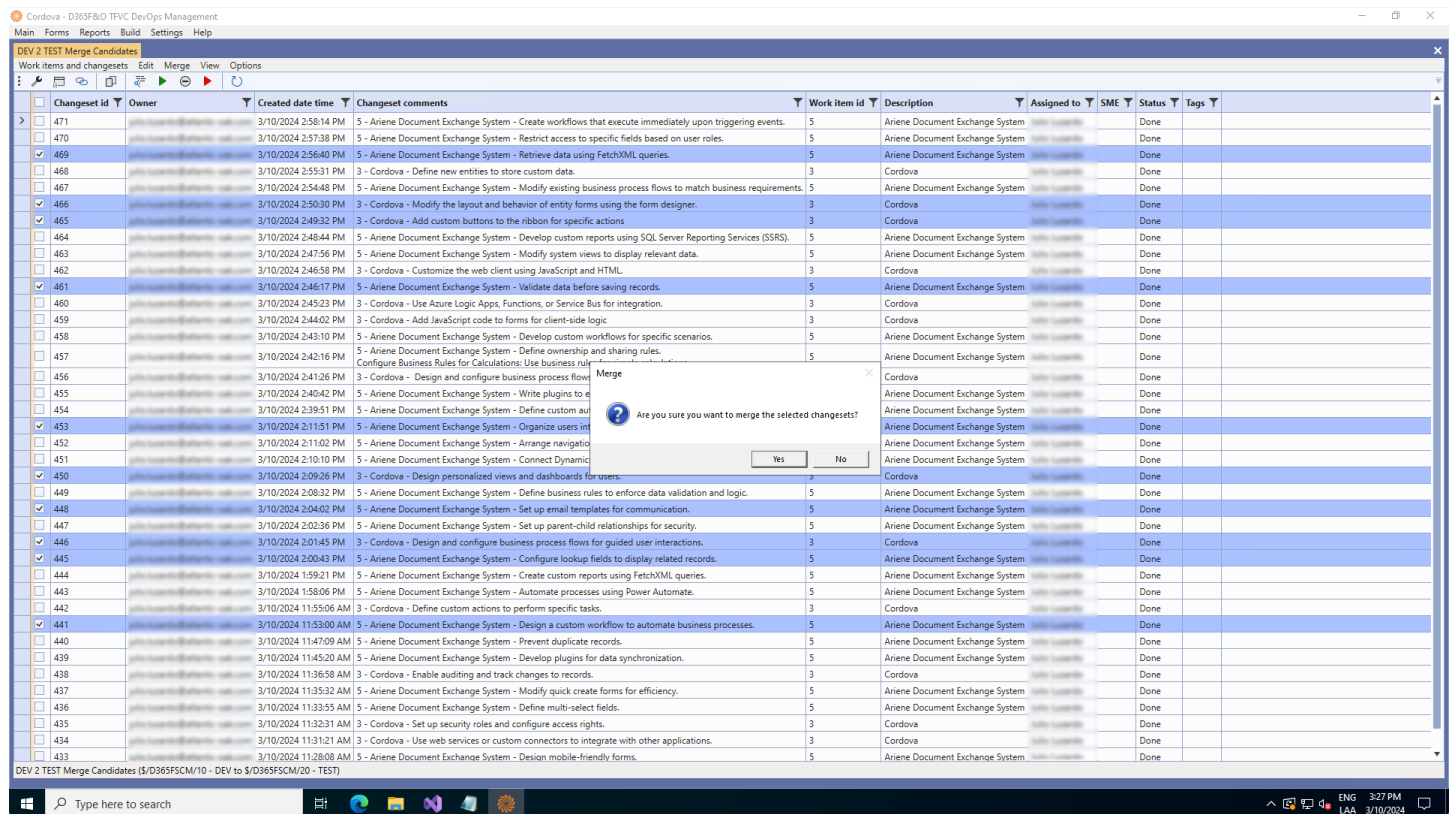


The status bar at the bottom shows 'DEV to TEST merge candidates (\$\HFC-D365FO\Trunk\10-Dev to \$\HFC-D365FO\Trunk\20-Test)' and a Windows taskbar with the date '3/2/2024' and time '5:45 PM'.

Merge

Allows you to quickly merge and check in a changeset or several changesets at once.

The **merge** command can be invoked in merge candidate forms by clicking this icon:

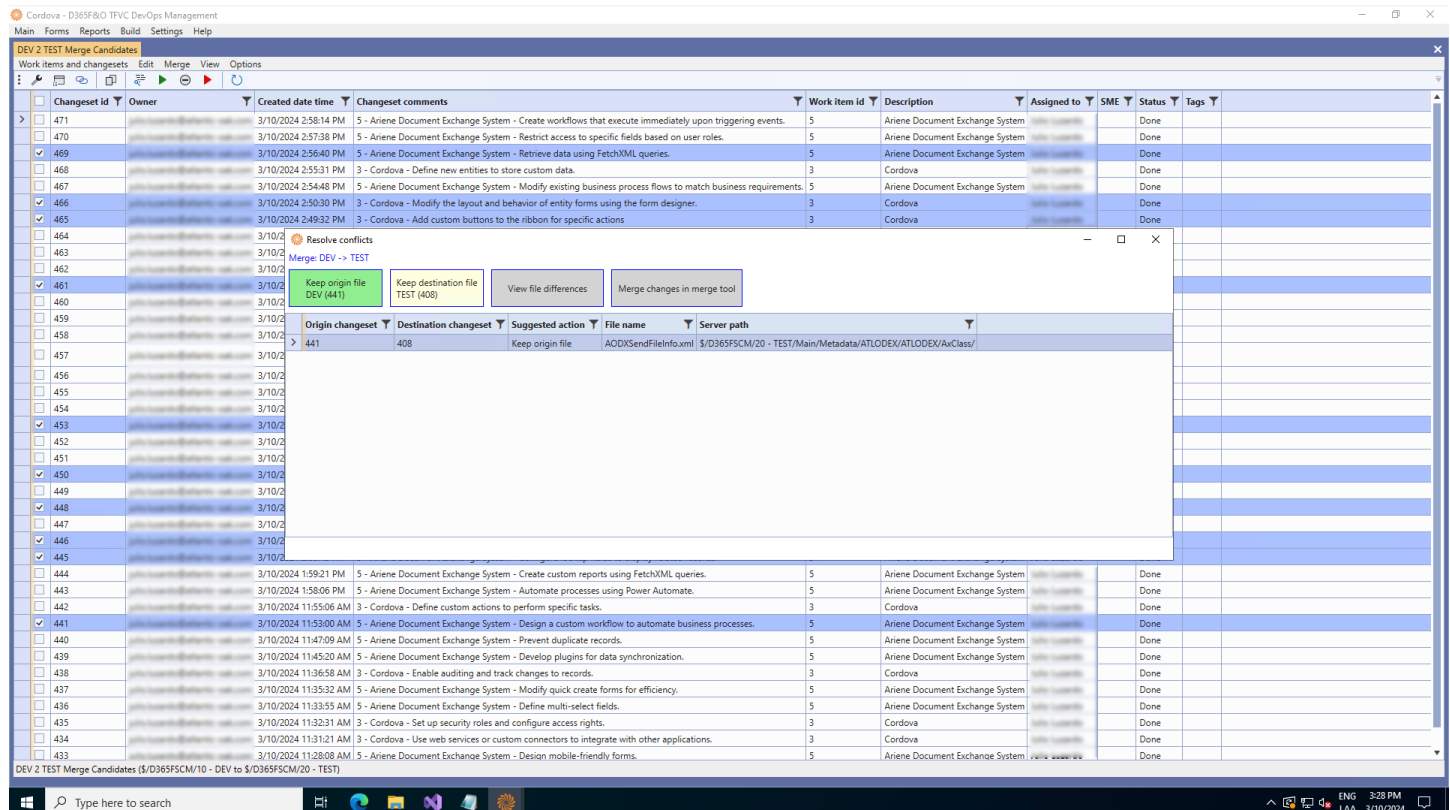
The screenshot displays the 'DEV 2 TEST Merge Candidates' window in the Cordova TFVC DevOps Management system. The window contains a table with columns: Changeset id, Owner, Created date time, Changeset comments, Work item id, Description, Assigned to, SME, Status, and Tags. Several changesets are selected, indicated by blue checkmarks in the first column. A 'Merge' dialog box is overlaid on the table, asking 'Are you sure you want to merge the selected changesets?' with 'Yes' and 'No' buttons.

Changeset id	Owner	Created date time	Changeset comments	Work item id	Description	Assigned to	SME	Status	Tags
471		3/10/2024 2:58:14 PM	5 - Ariene Document Exchange System - Create workflows that execute immediately upon triggering events.	5	Ariene Document Exchange System			Done	
470		3/10/2024 2:57:38 PM	5 - Ariene Document Exchange System - Restrict access to specific fields based on user roles.	5	Ariene Document Exchange System			Done	
469		3/10/2024 2:56:40 PM	5 - Ariene Document Exchange System - Retrieve data using FetchXML queries.	5	Ariene Document Exchange System			Done	
468		3/10/2024 2:55:31 PM	3 - Cordova - Define new entities to store custom data.	3	Cordova			Done	
467		3/10/2024 2:54:48 PM	5 - Ariene Document Exchange System - Modify existing business process flows to match business requirements.	5	Ariene Document Exchange System			Done	
466		3/10/2024 2:50:30 PM	3 - Cordova - Modify the layout and behavior of entity forms using the form designer.	3	Cordova			Done	
465		3/10/2024 2:49:32 PM	3 - Cordova - Add custom buttons to the ribbon for specific actions.	3	Cordova			Done	
464		3/10/2024 2:48:44 PM	5 - Ariene Document Exchange System - Develop custom reports using SQL Server Reporting Services (SSRS).	5	Ariene Document Exchange System			Done	
463		3/10/2024 2:47:56 PM	5 - Ariene Document Exchange System - Modify system views to display relevant data.	5	Ariene Document Exchange System			Done	
462		3/10/2024 2:46:58 PM	3 - Cordova - Customize the web client using JavaScript and HTML.	3	Cordova			Done	
461		3/10/2024 2:46:17 PM	5 - Ariene Document Exchange System - Validate data before saving records.	5	Ariene Document Exchange System			Done	
460		3/10/2024 2:45:23 PM	3 - Cordova - Use Azure Logic Apps, Functions, or Service Bus for integration.	3	Cordova			Done	
459		3/10/2024 2:44:02 PM	3 - Cordova - Add JavaScript code to forms for client-side logic.	3	Cordova			Done	
458		3/10/2024 2:43:10 PM	5 - Ariene Document Exchange System - Develop custom workflows for specific scenarios.	5	Ariene Document Exchange System			Done	
457		3/10/2024 2:42:16 PM	5 - Ariene Document Exchange System - Define ownership and sharing rules.	5	Ariene Document Exchange System			Done	
456		3/10/2024 2:41:26 PM	3 - Cordova - Design and configure business process flow.	3	Cordova			Done	
455		3/10/2024 2:40:42 PM	5 - Ariene Document Exchange System - Write plugins to e	5	Ariene Document Exchange System			Done	
454		3/10/2024 2:39:51 PM	5 - Ariene Document Exchange System - Define custom au	5	Ariene Document Exchange System			Done	
453		3/10/2024 2:11:51 PM	5 - Ariene Document Exchange System - Organize users in	5	Ariene Document Exchange System			Done	
452		3/10/2024 2:11:02 PM	5 - Ariene Document Exchange System - Arrange navigatio	5	Ariene Document Exchange System			Done	
451		3/10/2024 2:10:10 PM	5 - Ariene Document Exchange System - Connect Dynamic	5	Ariene Document Exchange System			Done	
450		3/10/2024 2:09:26 PM	3 - Cordova - Design personalized views and dashboards for users.	3	Cordova			Done	
449		3/10/2024 2:08:32 PM	5 - Ariene Document Exchange System - Define business rules to enforce data validation and logic.	5	Ariene Document Exchange System			Done	
448		3/10/2024 2:04:02 PM	5 - Ariene Document Exchange System - Set up email templates for communication.	5	Ariene Document Exchange System			Done	
447		3/10/2024 2:02:36 PM	5 - Ariene Document Exchange System - Set up parent-child relationships for security.	5	Ariene Document Exchange System			Done	
446		3/10/2024 2:01:45 PM	3 - Cordova - Design and configure business process flows for guided user interactions.	3	Cordova			Done	
445		3/10/2024 2:00:43 PM	5 - Ariene Document Exchange System - Configure lookup fields to display related records.	5	Ariene Document Exchange System			Done	
444		3/10/2024 1:59:21 PM	5 - Ariene Document Exchange System - Create custom reports using FetchXML queries.	5	Ariene Document Exchange System			Done	
443		3/10/2024 1:58:06 PM	5 - Ariene Document Exchange System - Automate processes using Power Automate.	5	Ariene Document Exchange System			Done	
442		3/10/2024 1:55:06 AM	3 - Cordova - Define custom actions to perform specific tasks.	3	Cordova			Done	
441		3/10/2024 11:53:00 AM	5 - Ariene Document Exchange System - Design a custom workflow to automate business processes.	5	Ariene Document Exchange System			Done	
440		3/10/2024 11:47:09 AM	5 - Ariene Document Exchange System - Prevent duplicate records.	5	Ariene Document Exchange System			Done	
439		3/10/2024 11:45:20 AM	5 - Ariene Document Exchange System - Develop plugins for data synchronization.	5	Ariene Document Exchange System			Done	
438		3/10/2024 11:36:58 AM	3 - Cordova - Enable auditing and track changes to records.	3	Cordova			Done	
437		3/10/2024 11:35:32 AM	5 - Ariene Document Exchange System - Modify quick create forms for efficiency.	5	Ariene Document Exchange System			Done	
436		3/10/2024 11:33:55 AM	5 - Ariene Document Exchange System - Define multi-select fields.	5	Ariene Document Exchange System			Done	
435		3/10/2024 11:32:31 AM	3 - Cordova - Set up security roles and configure access rights.	3	Cordova			Done	
434		3/10/2024 11:31:21 AM	3 - Cordova - Use web services or custom connectors to integrate with other applications.	3	Cordova			Done	
433		3/10/2024 11:28:08 AM	5 - Ariene Document Exchange System - Design mobile-friendly forms.	5	Ariene Document Exchange System			Done	

The system will prompt you: **“Are you sure you want to merge the selected changesets?”**.

Cordova TFVC Management System

If the system detects a conflict during the merge, you will be presented with this screen.



The screenshot displays the Cordova TFVC Management System interface. A conflict resolution dialog is open, titled "Resolve conflicts" and "Merge DEV -> TEST". The dialog shows a table with columns: "Origin changeset", "Destination changeset", "Suggested action", "File name", and "Server path". The table lists changesets 441 and 408, with the suggested action being "Keep origin file". The file name is "ADDXSendFileInfo.xml" and the server path is "\$/D365FSCM/20 - TEST/Main/Metadata/ATLODEX/AvClass/".

Origin changeset	Destination changeset	Suggested action	File name	Server path
441	408	Keep origin file	ADDXSendFileInfo.xml	\$/D365FSCM/20 - TEST/Main/Metadata/ATLODEX/AvClass/

It will suggest which file to keep and mark the corresponding button in green. You can also click on the **View the differences** button or use a merge tool to do a three-way merge (Merge changes in merge tool).



Cordova TFVC Management System

Once the operation has completed successfully you will be presented with a merge log screen.

Cordova - D365F&O TFVC DevOps Management

Main Forms Reports Build Settings Help

DEV 2 TEST Merge Candidates Merge log

Edit Merge

Log id	Batch id	Created date time	Source branch	Source Changeset id	Target branch	Target Changeset id	Comments	Work item id	Work item description	Merge type	Merged	Checked in
1004	7	3/10/2024 3:29:34 PM	DEV	441		472	5 - Ariene Document Exchange System - Design a custom workflow to automate business processes.	5	Ariene Document Exchange System	Merge	<input checked="" type="checkbox"/>	<input checked="" type="checkbox"/>
1005	7	3/10/2024 3:29:37 PM	DEV	445		473	5 - Ariene Document Exchange System - Configure lookup fields to display related records.	5	Ariene Document Exchange System	Merge	<input checked="" type="checkbox"/>	<input checked="" type="checkbox"/>
1006	7	3/10/2024 3:29:40 PM	DEV	446		474	3 - Cordova - Design and configure business process flows for guided user interactions.	3	Cordova	Merge	<input checked="" type="checkbox"/>	<input checked="" type="checkbox"/>
1007	7	3/10/2024 3:29:44 PM	DEV	448		475	5 - Ariene Document Exchange System - Set up email templates for communication.	5	Ariene Document Exchange System	Merge	<input checked="" type="checkbox"/>	<input checked="" type="checkbox"/>
1008	7	3/10/2024 3:29:46 PM	DEV	450		476	3 - Cordova - Design personalized views and dashboards for users.	3	Cordova	Merge	<input checked="" type="checkbox"/>	<input checked="" type="checkbox"/>
1009	7	3/10/2024 3:29:49 PM	DEV	453		477	5 - Ariene Document Exchange System - Organize users into business units and teams.	5	Ariene Document Exchange System	Merge	<input checked="" type="checkbox"/>	<input checked="" type="checkbox"/>
1010	7	3/10/2024 3:29:53 PM	DEV	461		478	5 - Ariene Document Exchange System - Validate data before saving records.	5	Ariene Document Exchange System	Merge	<input checked="" type="checkbox"/>	<input checked="" type="checkbox"/>
1011	7	3/10/2024 3:29:55 PM	DEV	465		479	3 - Cordova - Add custom buttons to the ribbon for specific actions.	3	Cordova	Merge	<input checked="" type="checkbox"/>	<input checked="" type="checkbox"/>
1012	7	3/10/2024 3:29:58 PM	DEV	466		480	3 - Cordova - Modify the layout and behavior of entity forms using the form designer.	3	Cordova	Merge	<input checked="" type="checkbox"/>	<input checked="" type="checkbox"/>
1013	7	3/10/2024 3:30:01 PM	DEV	469		481	5 - Ariene Document Exchange System - Retrieve data using FetchXML queries.	5	Ariene Document Exchange System	Merge	<input checked="" type="checkbox"/>	<input checked="" type="checkbox"/>

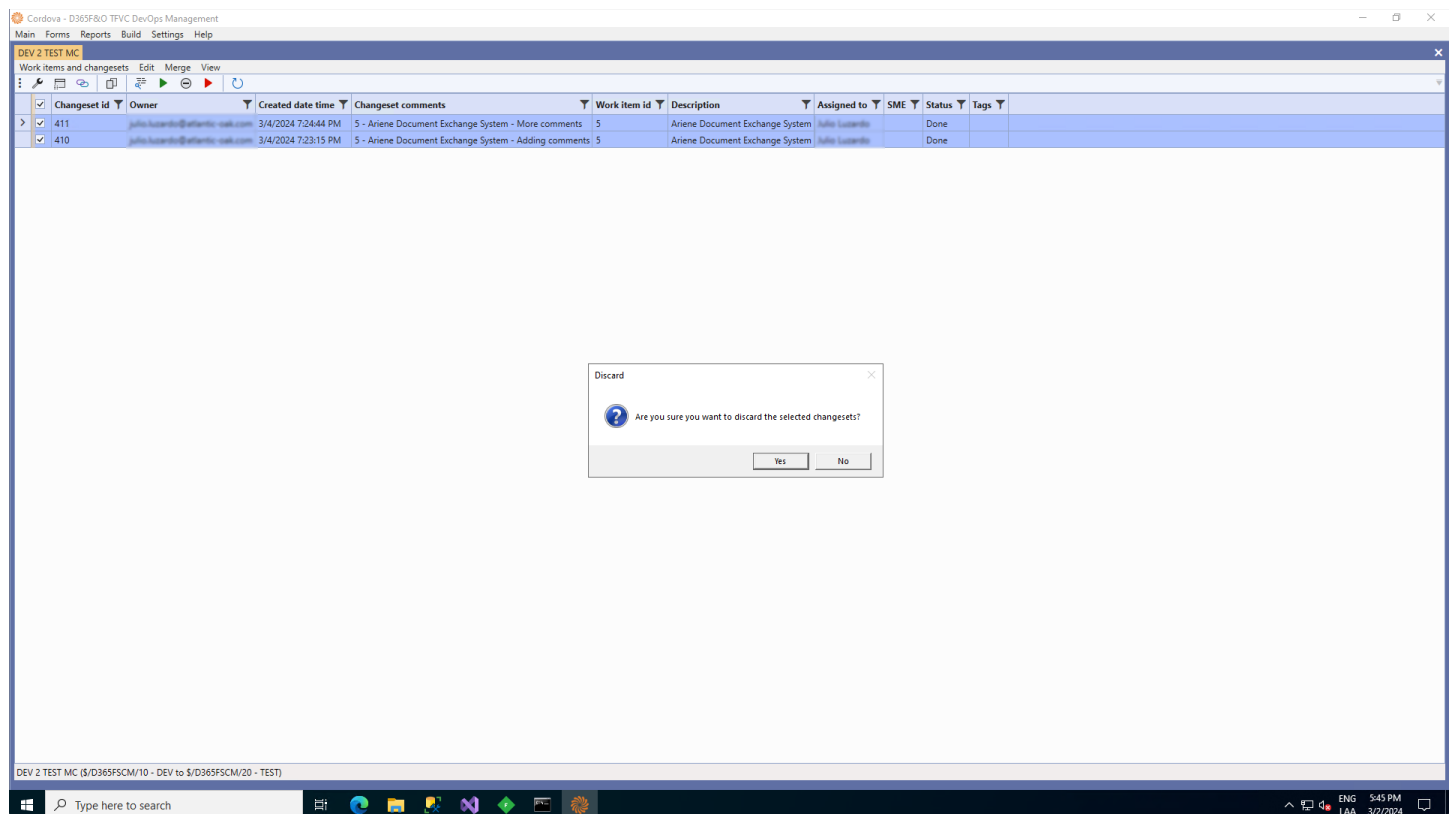
Type here to search

ENG 3:30 PM
LAA 3/10/2024

Remove changeset(s) from list

Removes the marked changesets from the merge candidates list.

The **remove changeset(s) from list** command can be invoked in merge candidate forms by clicking this icon:

The screenshot shows the 'DEV 2 TEST MC' window in the Cordova TFVC Management System. The table displays the following data:

Changeset id	Owner	Created date time	Changeset comments	Work item id	Description	Assigned to	SME	Status	Tags
411	julio.lucendo@atlantic-oak.com	3/4/2024 7:24:44 PM	5 - Ariene Document Exchange System - More comments	5	Ariene Document Exchange System	julio.lucendo		Done	
410	julio.lucendo@atlantic-oak.com	3/4/2024 7:23:15 PM	5 - Ariene Document Exchange System - Adding comments	5	Ariene Document Exchange System	julio.lucendo		Done	

A 'Discard' dialog box is displayed in the center of the screen, asking: 'Are you sure you want to discard the selected changesets?'. The dialog has 'Yes' and 'No' buttons.

The system will prompt you: **“Are you sure you want to discard the selected changesets?”**.



Cordova TFVC Management System

Once the operation has completed successfully you will be presented with a merge log screen.

Cordova - D365F&O TFVC DevOps Management

Main Forms Reports Build Settings Help

DEV 2 TEST MC Merge log

Edit Merge

	Log id	Batch id	Created date time	Source branch	Source Changeset id	Target branch	Target Changeset id	Comments	Work item id	Work item description	Merge type	Merged	Checked in
>	5	3	3/4/2024 9:24:33 PM	DEV	410	TEST	416	DISCARDED CS410 - 5 - Ariene Document Exchange System - Adding comments	5	Ariene Document Exchange System	Discard	<input checked="" type="checkbox"/>	<input checked="" type="checkbox"/>
	6	3	3/4/2024 9:24:35 PM	DEV	411	TEST	417	DISCARDED CS411 - 5 - Ariene Document Exchange System - More comments	5	Ariene Document Exchange System	Discard	<input checked="" type="checkbox"/>	<input checked="" type="checkbox"/>

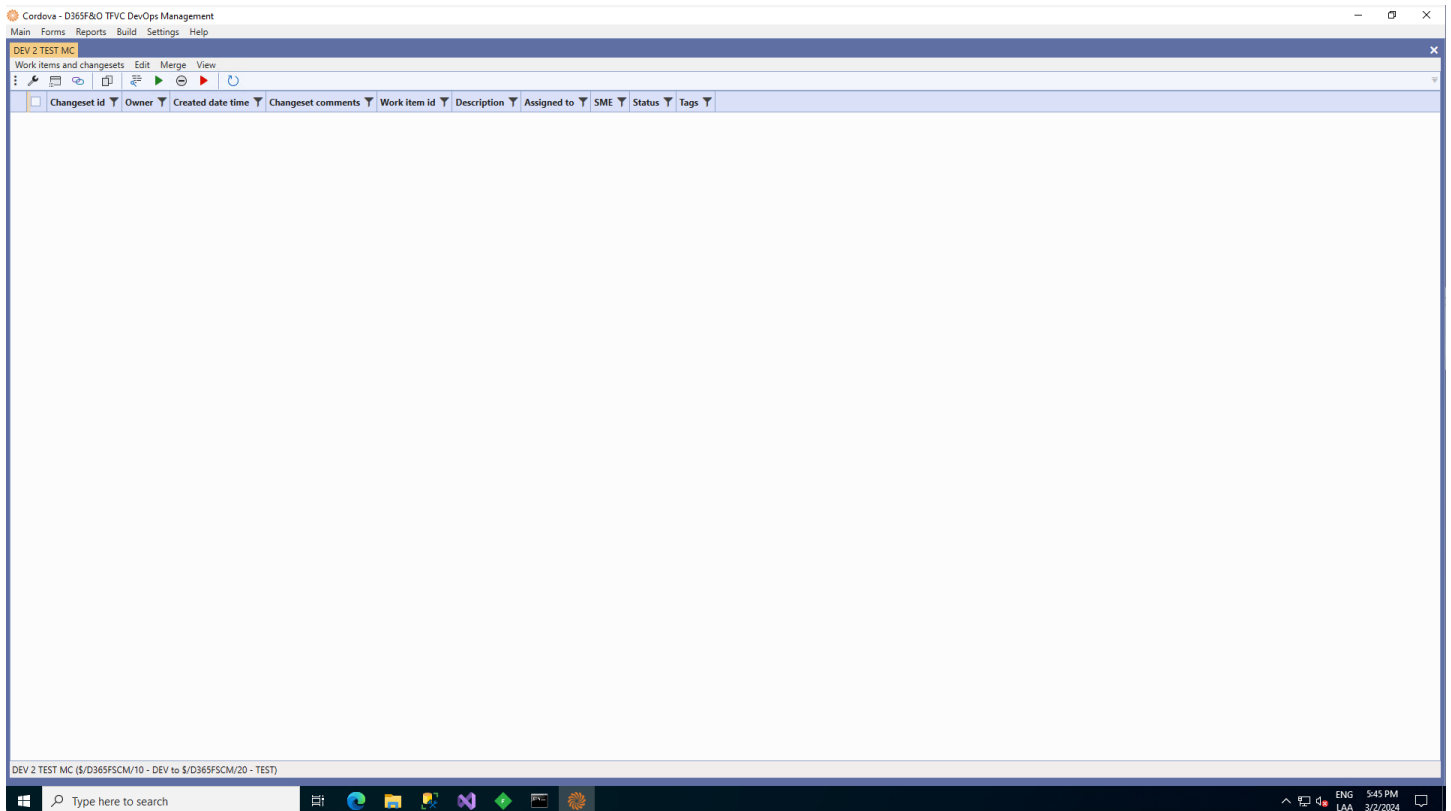
Type here to search

ENG 5:45 PM
LAA 3/2/2024



Cordova TFVC Management System

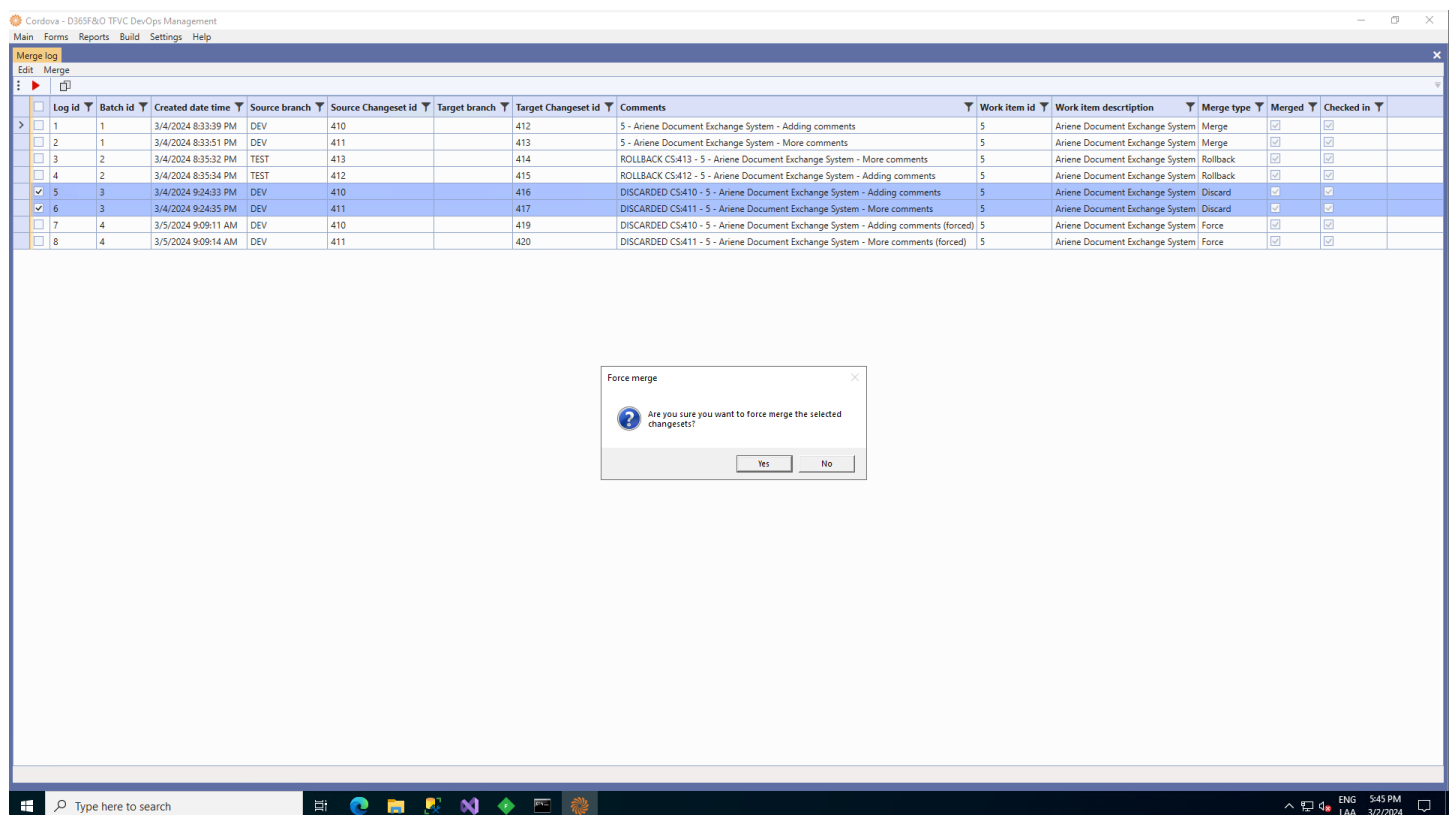
You can check the merge candidates screen and verify that your changesets are no longer in the list.



Force merge

Force merges the changesets that are marked. A force merge can be used to promote changesets that have been discarded. Force merge is available from the merge log and is also available from any merge candidates form.

The **force merge** command can be invoked in merge candidate forms and the merge log by clicking this icon:

The screenshot shows the 'Merge log' window in the Cordova TFVC DevOps Management system. The window displays a table of merge operations with columns for Log id, Batch id, Created date time, Source branch, Source Changeset id, Target branch, Target Changeset id, Comments, Work item id, Work item description, Merge type, Merged, and Checked in. The table contains 8 rows of data, with the last three rows (Log id 5, 6, and 7) highlighted in blue. A 'Force merge' dialog box is open in the center of the window, asking 'Are you sure you want to force merge the selected changesets?' with 'Yes' and 'No' buttons.

Log id	Batch id	Created date time	Source branch	Source Changeset id	Target branch	Target Changeset id	Comments	Work item id	Work item description	Merge type	Merged	Checked in
1	1	3/4/2024 8:33:39 PM	DEV	410		412	5 - Ariene Document Exchange System - Adding comments	5	Ariene Document Exchange System	Merge	<input checked="" type="checkbox"/>	<input checked="" type="checkbox"/>
2	1	3/4/2024 8:33:51 PM	DEV	411		413	5 - Ariene Document Exchange System - More comments	5	Ariene Document Exchange System	Merge	<input checked="" type="checkbox"/>	<input checked="" type="checkbox"/>
3	2	3/4/2024 8:35:32 PM	TEST	413		414	ROLLBACK CS413 - 5 - Ariene Document Exchange System - More comments	5	Ariene Document Exchange System	Rollback	<input checked="" type="checkbox"/>	<input checked="" type="checkbox"/>
4	2	3/4/2024 8:35:34 PM	TEST	412		415	ROLLBACK CS412 - 5 - Ariene Document Exchange System - Adding comments	5	Ariene Document Exchange System	Rollback	<input checked="" type="checkbox"/>	<input checked="" type="checkbox"/>
5	3	3/4/2024 9:24:33 PM	DEV	410		416	DISCARDED CS410 - 5 - Ariene Document Exchange System - Adding comments	5	Ariene Document Exchange System	Discard	<input checked="" type="checkbox"/>	<input checked="" type="checkbox"/>
6	3	3/4/2024 9:24:35 PM	DEV	411		417	DISCARDED CS411 - 5 - Ariene Document Exchange System - More comments	5	Ariene Document Exchange System	Discard	<input checked="" type="checkbox"/>	<input checked="" type="checkbox"/>
7	4	3/5/2024 9:09:11 AM	DEV	410		419	DISCARDED CS410 - 5 - Ariene Document Exchange System - Adding comments (forced)	5	Ariene Document Exchange System	Force	<input checked="" type="checkbox"/>	<input checked="" type="checkbox"/>
8	4	3/5/2024 9:09:14 AM	DEV	411		420	DISCARDED CS411 - 5 - Ariene Document Exchange System - More comments (forced)	5	Ariene Document Exchange System	Force	<input checked="" type="checkbox"/>	<input checked="" type="checkbox"/>

The system will prompt you to confirm that you want to force merge the marked changesets.



Cordova TFVC Management System

Cordova - D365F&O TFVC DevOps Management

Main Forms Reports Build Settings Help

Merge log Merge log

Edit Merge

	Log id	Batch id	Created date time	Source branch	Source Changeset id	Target branch	Target Changeset id	Comments	Work item id	Work item description	Merge type	Merged	Checked in
>	7	4	3/5/2024 9:09:11 AM	DEV	410		419	DISCARDED CS410 - 5 - Ariene Document Exchange System - Adding comments (forced)	5	Ariene Document Exchange System	Force	<input checked="" type="checkbox"/>	<input checked="" type="checkbox"/>
	8	4	3/5/2024 9:09:14 AM	DEV	411		420	DISCARDED CS411 - 5 - Ariene Document Exchange System - More comments (forced)	5	Ariene Document Exchange System	Force	<input checked="" type="checkbox"/>	<input checked="" type="checkbox"/>

Type here to search

ENG 3:45 PM
LAA 3/2/2024

After the force merge is complete the system will bring up a merge log window with the resulting operation.



Cordova TFVC Management System

Cordova - D365F&O TFVC Dev-Ops Management

Main Forms Reports Build Settings Help

TEST History

Work items and changesets Edit View

Changeset id	Owner	Created date time	Changeset comments	Work item id	Description	Assigned to	SME	Status	Tags
420		3/5/2024 9:09:14 AM	DISCARDED CS:411 - 5 - Ariene Document Exchange System - More comments (forced)	5	Ariene Document Exchange System			Done	
419		3/5/2024 9:09:11 AM	DISCARDED CS:410 - 5 - Ariene Document Exchange System - Adding comments (forced)	5	Ariene Document Exchange System			Done	
417		3/4/2024 9:24:34 PM	DISCARDED CS:411 - 5 - Ariene Document Exchange System - More comments	5	Ariene Document Exchange System			Done	
416		3/4/2024 9:24:32 PM	DISCARDED CS:410 - 5 - Ariene Document Exchange System - Adding comments	5	Ariene Document Exchange System			Done	
415		3/4/2024 8:35:34 PM	ROLLBACK CS:412 - 5 - Ariene Document Exchange System - Adding comments	5	Ariene Document Exchange System			Done	
414		3/4/2024 8:35:31 PM	ROLLBACK CS:413 - 5 - Ariene Document Exchange System - More comments	5	Ariene Document Exchange System			Done	
413		3/4/2024 8:33:53 PM	5 - Ariene Document Exchange System - More comments	5	Ariene Document Exchange System			Done	
412		3/4/2024 8:33:45 PM	5 - Ariene Document Exchange System - Adding comments	5	Ariene Document Exchange System			Done	
408		3/4/2024 2:18:59 PM	Creating 20 - TEST branch	0					

TEST History (\$/D365FSCM/20 - TEST)

Type here to search

ENG 3:45 PM
LAA 3/2/2024

If you decide to promote changesets after they have been discarded, this is the way to do so.

Reports

Cordova can produce excel reports that contain a snapshot of the history and merge candidates of the repositories in your system. Team members that do not have access to Visual Studio or Cordova, can use them to determine the promotions that have taken place or should take place.

History Tabs

A history tab will show the complete history for a repository.

Cordova - D365F&O TFVC DevOps Management

Main Forms Reports Build Settings Help

MainReport2024-03-04T15:39:10.xlsx

A	B	C	D	E	F	G	H	I	J	K	L	M	N	O	P	Q	R	S
1	2	3	4	5	6	7	8	9	10	11	12	13	14	15	16	17	18	19
Changest User	Date	Changest comment	Status	Tags	Assigned TSME #1	Work Item	Work Item Description											
1783	2/26/2024	4812 - 5 mail templates - Remove temp file from Azure Storage	Closed		Julia Lucarini	4812	5-mail templates											
1781	2/26/2024	4826 - Audit CustTable and VendTable - Clarify when logging certain types	Closed		Julia Lucarini	4826	Audit CustTable and VendTable											
1778	2/26/2024	4830 - Dynamics 365 F&O 1.2.25 install	Closed		James Meyers	4830	Dynamics 365 F&O 1.2.25 update											
1775	2/26/2024	4828 - Create an extension on WorkflowCommentTrackingTable - Remove the update method code	Closed		Julia Lucarini	4828	Create an extension on WorkflowCommentTrackingTable											
1771	2/26/2024	4829 - log cleanup	Closed		Julia Lucarini	4829	log cleanup											
1769	2/26/2024	4828 - Create an extension on WorkflowCommentTrackingTable	Closed		Julia Lucarini	4828	Create an extension on WorkflowCommentTrackingTable											
1761	2/26/2024	4827 - Dynamics 365 F&O 1.2.25 install - Add new files	Closed		James Meyers	4827	Dynamics 365 F&O 1.2.25 deploy											
1760	2/26/2024	4827 - Dynamics 365 F&O 1.2.25 deploy - Remove 2401	Closed		James Meyers	4827	Dynamics 365 F&O 1.2.25 deploy											
1758	2/26/2024	4826 - Audit CustTable and VendTable - Double change tracking for log tables	Closed		Julia Lucarini	4826	Audit CustTable and VendTable											
1756	2/26/2024	4826 - Audit CustTable and VendTable - Check in missing object	Closed		Julia Lucarini	4826	Audit CustTable and VendTable											
1754	2/26/2024	4826 - Audit CustTable and VendTable	Closed		Julia Lucarini	4826	Audit CustTable and VendTable											
1749	2/26/2024	4825 - Dynamics 365 F&O - Add new license file	Closed		James Meyers	4825	Dynamics 365 F&O Deploy											
1748	2/26/2024	4825 - Dynamics 365 F&O - Remove old license file	Closed		James Meyers	4825	Dynamics 365 F&O Deploy											
1739	2/26/2024	4824 - Remove appMetadata folders	Closed		James Meyers	4824	Update pipelines to include DM TUI Enhancements											
1732	2/26/2024	4825 - Add Dynamics 365 F&O files to the tree	Closed		James Meyers	4825	Dynamics 365 F&O Deploy											
1731	2/26/2024	4825 - Remove Dynamics 365 F&O files	Closed		James Meyers	4825	Dynamics 365 F&O Deploy											
1729	2/26/2024	4818 - Send purchase order as mail attachment - Order items in log by created date time descending	Closed		Julia Lucarini	4818	Send purchase order as mail attachment											
1716	2/26/2024	4823 - Dynamics 365 F&O 1.2.24 install New 2023	Closed		James Meyers	4823	Dynamics 365 F&O 1.2.24 Deploy											
1714	2/26/2024	4822 - Initial add of TUI files	Closed		James Meyers	4822	DM TUI Enhancements addition											
1711	2/26/2024	3846 - Rtl and Open PQ Lines Report Changes - corrected code that broke with 10.0.36	Closed		Julia Lucarini	3846	Rtl and Open PQ Lines Report Changes											
1705	2/26/2024	4803 - New mail sending system - Error handling in the send mail method	Closed		Julia Lucarini	4803	New mail sending system											
1704	2/26/2024	4803 - New mail sending system - Solution file checkin	Closed		Julia Lucarini	4803	New mail sending system											
1702	2/26/2024	4821 - Dynamics 365 F&O Deploy - Catch missing files	Closed		James Meyers	4821	Dynamics 365 F&O 1.1 deploy											
1700	2/26/2024	3762 - Send invoice as mail attachment - Include two methods into controller, add pattern to form	Closed		Julia Lucarini	3762	Send invoice as mail attachment											
1697	2/26/2024	4821 - Dynamics 365 F&O 1.1 - Add new files	Closed		James Meyers	4821	Dynamics 365 F&O 1.1 deploy											
1696	2/26/2024	4821 - Dynamics 365 F&O 1.1 deploy - Remove 2307	Closed		James Meyers	4821	Dynamics 365 F&O 1.1 deploy											
1690	2/26/2024	4819 - Add reason code to inventory adjustment report - Add role specific to the report	Closed		Julia Lucarini	4819	Add reason code to inventory adjustment report											
1682	2/26/2024	4797 - Vendor Collaboration - Use e-mail templates	Closed		Julia Lucarini	4797	Vendor Collaboration											
1681	2/26/2024	4819 - Add reason code to inventory adjustment report - include privilege and extended duties	Closed		Julia Lucarini	4819	Add reason code to inventory adjustment report											
1680	2/26/2024	4818 - Send purchase order as mail attachment - testing code comp with new version	Closed		Julia Lucarini	4818	Send purchase order as mail attachment											
1679	2/26/2024	3762 - Send invoice as mail attachment - security privilege improvement	Closed		Julia Lucarini	3762	Send invoice as mail attachment											
1678	2/26/2024	4818 - Send purchase order as mail attachment - logging	Closed		Julia Lucarini	4818	Send purchase order as mail attachment											
1677	2/26/2024	3762 - Send invoice as mail attachment - Added debug code	Closed		Julia Lucarini	3762	Send invoice as mail attachment											
1676	2/26/2024	3762 - Send invoice as mail attachment - remove debug code	Closed		Julia Lucarini	3762	Send invoice as mail attachment											
1668	2/26/2024	4820 - Dynamics 365 F&O Analytics license deploy	New		James Meyers	4820	Dynamics 365 F&O Analytics deployment											
1667	2/26/2024	4819 - Add reason code to inventory adjustment report	Closed		Julia Lucarini	4819	Add reason code to inventory adjustment report											
1665	2/26/2024	3762 - Send invoice as mail attachment - Allow buttons on admin form to send multiple mails	Closed		Julia Lucarini	3762	Send invoice as mail attachment											
1663	2/26/2024	3762 - Send invoice as mail attachment - Taking code outside the loop as a possible fix	Closed		Julia Lucarini	3762	Send invoice as mail attachment											
1661	2/26/2024		Closed		Julia Lucarini	3762	Send invoice as mail attachment											

DEV history | DEV to TEST Merge Candidates | TEST history | TEST to PROD Merge Candidates | PROD history

READY

Type here to search

ENG LAA 5:45 PM 3/2/2024

Merge Candidates Tabs

A merge candidates tab will show which changesets can be promoted from the origin repository to the target repository.

Cordova - D365F&O TFVC DevOps Management

Main Forms Reports Build Settings Help

Mainreport2024-03-04T15:39:10.xlsx

A1

	A	B	C	D	E	F	G	H	I	J	K	L	M	N	O
	Changeset User	Date	Changeset comment	Status	Tags	Assigned To	SME #1	Work Item	Work Item Description						
1	1799 julia.lucardo@homesteadfoodcompany.com	5/2/2024	4824 - Remove app/infodata folders	Closed		Jamie Meyers		4824	update pipelines to include DM T&E Enhancements						
2			4805 Dynaway 2304.3.1 Update - Remove old version												
3	1487 jmeyers@homesteadfoodcompany.com	4/10/2023	Vendor Collaboration - recheck in label file	Closed		Jamie Meyers		4805	Dynaway 2304.3.1 update						
4	1488 julia.lucardo@homesteadfoodcompany.com	4/4/2023	DEVOPS - rollback 1357, rollback labels	Closed		Julia Lucardo		4797	Vendor Collaboration						
5	1489 julia.lucardo@homesteadfoodcompany.com	4/4/2023	DEVOPS - rollback 1357, rollback labels	Closed		Julia Lucardo		3623	RegimenCoverageSettings V2 Entity Issues						
6	1489 julia.lucardo@homesteadfoodcompany.com	4/4/2023	DEVOPS - rollback 1357, rollback labels	Closed		Julia Lucardo		4797	Vendor Collaboration						
7	1489 julia.lucardo@homesteadfoodcompany.com	4/4/2023	DEVOPS - rollback 1357, rollback labels	Closed		Julia Lucardo		3623	RegimenCoverageSettings V2 Entity Issues						
8	1489 julia.lucardo@homesteadfoodcompany.com	4/4/2023	DEVOPS - rollback 1357, rollback labels	Closed		Julia Lucardo		3623	RegimenCoverageSettings V2 Entity Issues						
9	1489 julia.lucardo@homesteadfoodcompany.com	4/4/2023	DEVOPS - rollback 1357, rollback labels	Closed		Julia Lucardo		3623	RegimenCoverageSettings V2 Entity Issues						
10	1427 parker.jacob@freespaceinnovation.com	10/17/2022	3636 Dynaway Upgrade	New				3636	Dynaway 2307 upgrade						
11	1428 parker.jacob@freespaceinnovation.com	10/10/2022	3636 - Delete from Dev branch again	New				3636	Dynaway 2307 upgrade						
12	1427 parker.jacob@freespaceinnovation.com	10/10/2022	3636 - V2 Dynaway	New				3636	Dynaway 2307 upgrade						
13	1428 parker.jacob@freespaceinnovation.com	10/17/2022	3636 - Remove Dynaway objects - redux	New				3636	Dynaway 2307 upgrade						
14	1427 jmeyers@homesteadfoodcompany.com	10/10/2022	3636 - Remove all Dynaway branches	New				3636	Dynaway 2307 upgrade						
15	1357 julia.lucardo@homesteadfoodcompany.com	4/2/2022	3623 RegimenCoverageSettings V2 Entity Issues	Closed		Julia Lucardo		3623	RegimenCoverageSettings V2 Entity Issues						
16	1356 julia.lucardo@homesteadfoodcompany.com	3/6/2022	3622 - Create fields on invent transfer entities	Closed		Julia Lucardo		3622	Create fields on invent transfer entities						
17	1364 julia.lucardo@homesteadfoodcompany.com	10/12/2021	3612 - Pending and active item prices V2 entity issues	Closed		Julia Lucardo		3612	Pending and active item prices V2 entity issues						
18	1351 julia.lucardo@homesteadfoodcompany.com	9/2/2021	3613 Item/Vendor/Customer Master Data Validation - Changed group key length	Closed		Julia Lucardo		3613	Item/Vendor/Customer Master Data Validation						
19	1350 julia.lucardo@homesteadfoodcompany.com	8/1/2021	3613 Item/Vendor/Customer Master Data Validation - Entity name correction	Closed		Julia Lucardo		3613	Item/Vendor/Customer Master Data Validation						
20	1349 julia.lucardo@homesteadfoodcompany.com	8/1/2021	3613 Item/Vendor/Customer Master Data Validation - Query promise	Closed		Julia Lucardo		3613	Item/Vendor/Customer Master Data Validation						
21	1347 julia.lucardo@homesteadfoodcompany.com	8/1/2021	3613 Item/Vendor/Customer Master Data Validation - Added query promise screen partial	Closed		Julia Lucardo		3613	Item/Vendor/Customer Master Data Validation						
22	1345 jmeyers@homesteadfoodcompany.com	8/1/2021	3613 Item/Vendor/Customer Master Data Validation - query grid changes	Closed		Julia Lucardo		3613	Item/Vendor/Customer Master Data Validation						
23	1341 julia.lucardo@homesteadfoodcompany.com	8/1/2021	3613 Item/Vendor/Customer Master Data Validation - final	Closed		Julia Lucardo		3613	Item/Vendor/Customer Master Data Validation						
24	1338 julia.lucardo@homesteadfoodcompany.com	5/26/2021	3613 Item/Vendor/Customer Master Data Validation - Partial I	Closed		Julia Lucardo		3613	Item/Vendor/Customer Master Data Validation						
25	1317 julia.lucardo@homesteadfoodcompany.com	5/13/2021	3613 Item/Vendor/Customer Master Data Validation - Partial	Closed		Julia Lucardo		3613	Item/Vendor/Customer Master Data Validation						
26	1174 jmeyers@homesteadfoodcompany.com	4/2/2021	Excessive error handling, New version.	Deploy to TEST		Jamie Meyers		3172	Excessive error handling						
27	1151 jmeyers@homesteadfoodcompany.com	4/15/2021	3151 Promotions import optimization, Phase I	Closed		mason.perrin@		3151	Excessive promotions import optimization						
28	880 alex.machanoz.com@outlook.com	9/3/2020	non 88832 to work order status												
29	882 galenola.dominguez.com@outlook.com	1/27/2020	AM - Removal of MRD folder from Dev 1/26/20												
30	628 Jordan.Pfla@303d@outlook.com	11/27/2019	JPP 11/27/19 Normal Entity Check for Michael (RegTrans and T&MItemEventTrans based)												
31	612 Jordan.Pfla@303d@outlook.com	11/25/2019	JPP 11/25/19 Object check for aggregate run, T&MItemEventTransTableEntityMPC												
32	610 Jordan.Pfla@303d@outlook.com	11/25/2019	JPP 11/25/19 Object check for previous InvoicItemPurchase entity												
33	609 Jordan.Pfla@303d@outlook.com	11/22/2019	JPP 11/22/19 Custom BI entities for David in MPC and Michael internally												

READY

DEV history DEV to TEST Merge Candidates TEST history TEST to PROD Merge Candidates PROD history

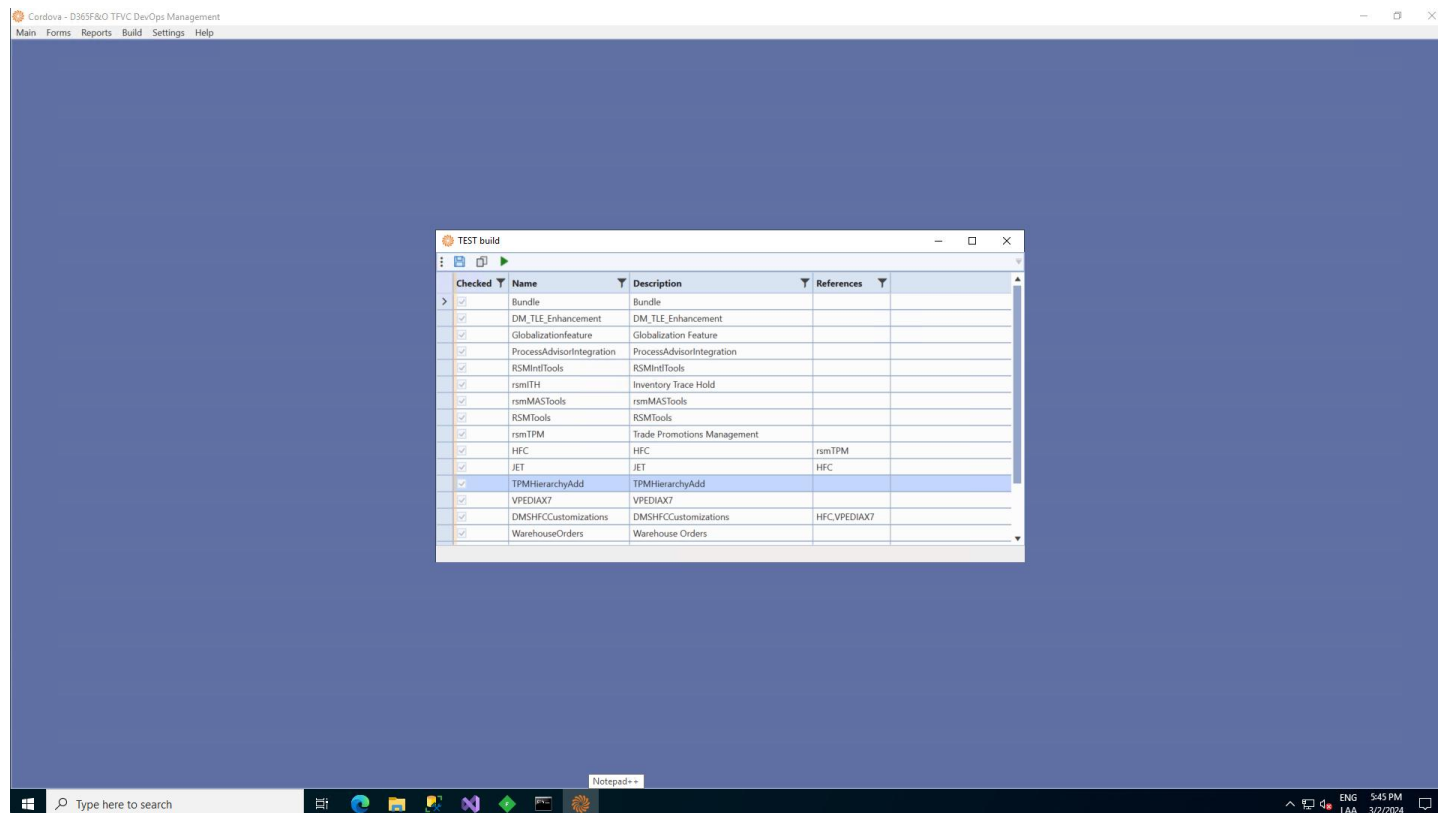
x64-x86 Cross Tools Command Prompt for VS 2019

Type here to search

ENG 5:45 PM 3/2/2024

Build

The build screens allow you to do a compilation of several repositories without having to remap settings in team explorer and without the need for several one box environments.



Toolbar buttons:



Save build script to file.



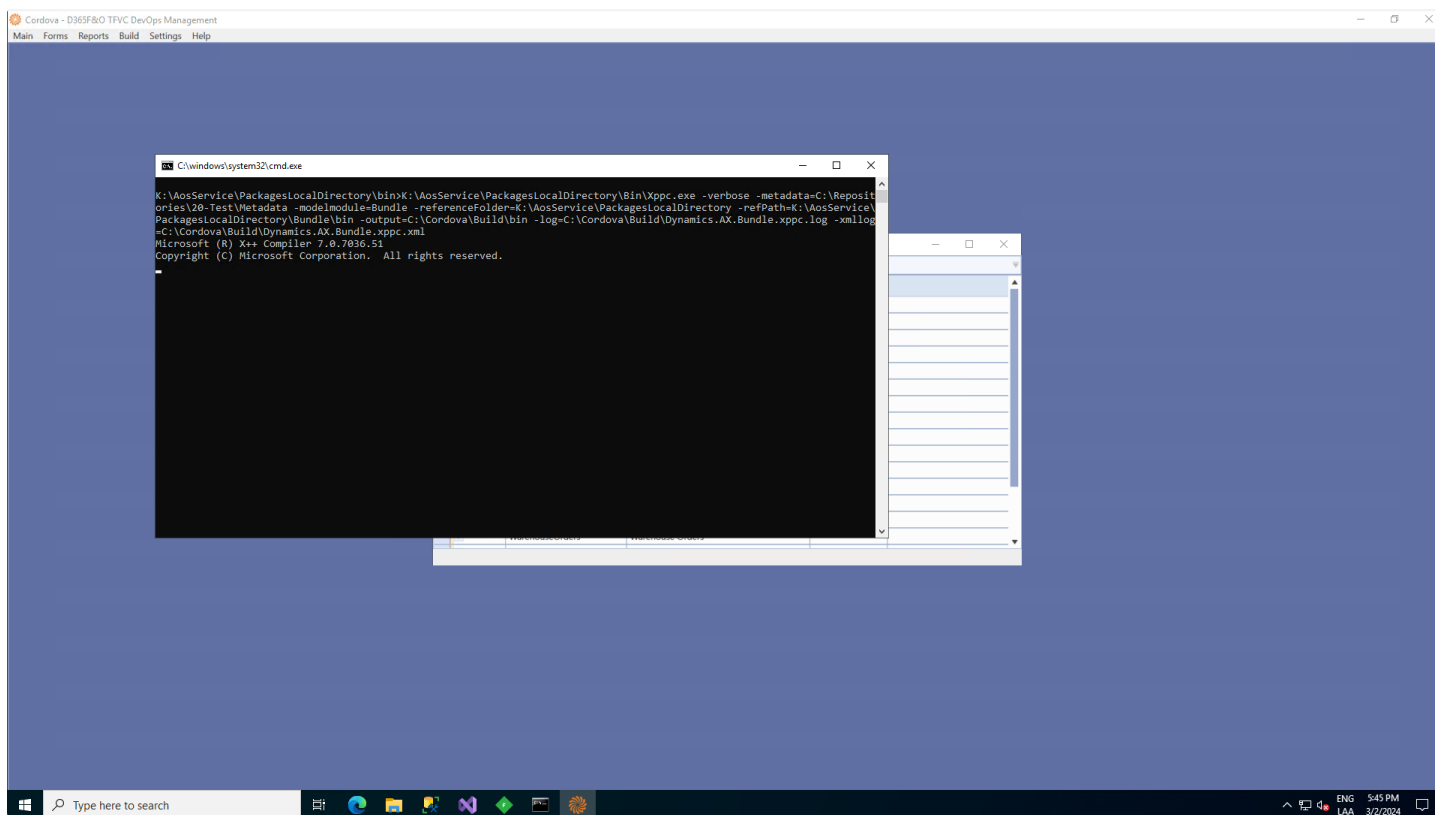
Copy build script to the clipboard.



Batch merge/check in.

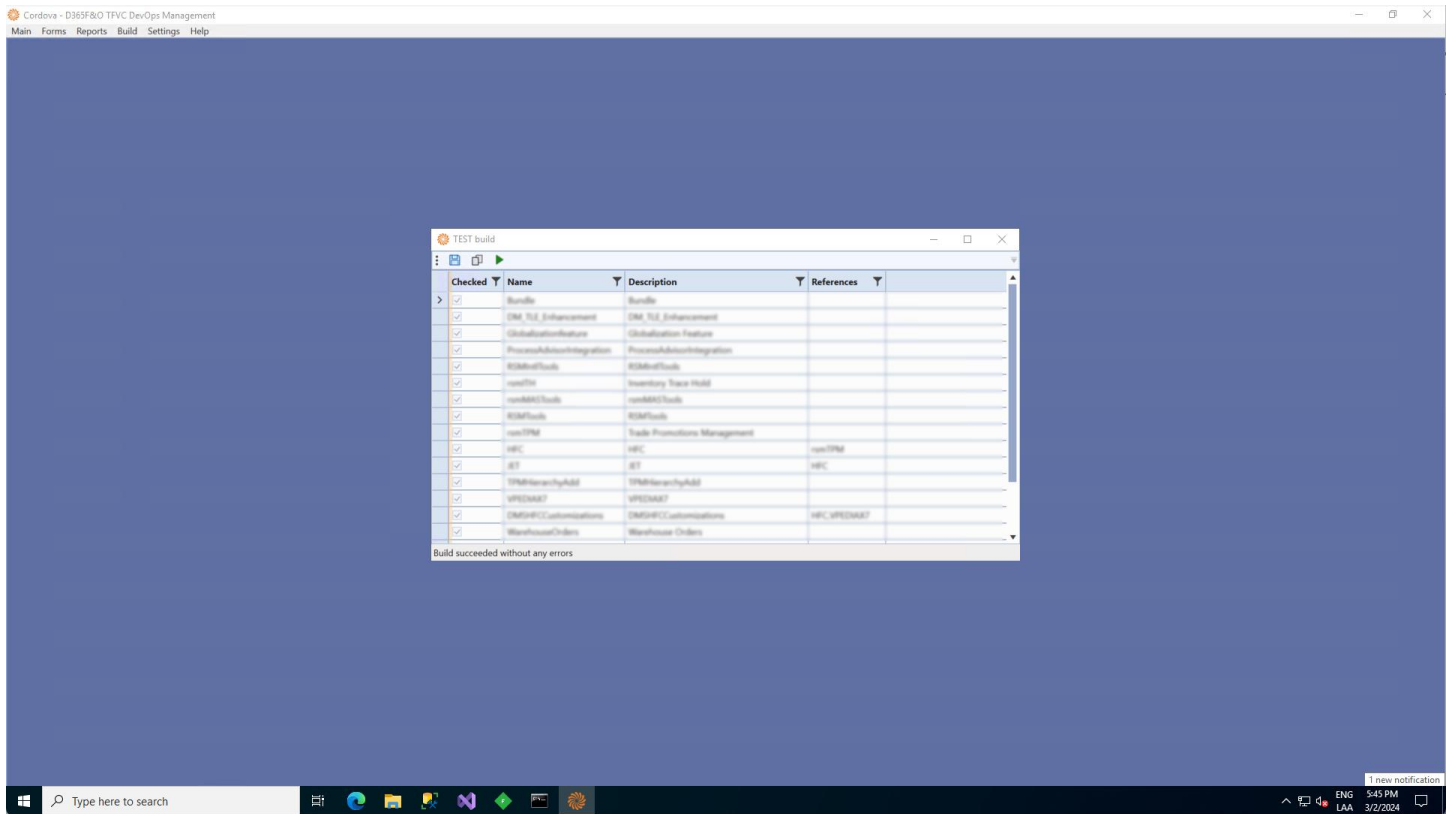
Cordova TFVC Management System

Once you begin a build, Cordova will automatically calculate the customized models and will start compiling them.



Cordova TFVC Management System

Once the build is finished, it will display the list of errors or a build successful notification.



The screenshot shows the Cordova TFVC Management System interface. The main window displays a blue background with a central white box containing a table of build results. The table has columns for 'Checked', 'Name', 'Description', and 'References'. Below the table, a message states 'Build succeeded without any errors'. The Windows taskbar is visible at the bottom, showing the time as 9:45 PM on 3/2/2024.

Checked	Name	Description	References
<input checked="" type="checkbox"/>	Bundle	Bundle	
<input checked="" type="checkbox"/>	CRM TUI Enhancement	CRM TUI Enhancement	
<input checked="" type="checkbox"/>	GlobalizationFeature	Globalization Feature	
<input checked="" type="checkbox"/>	ProcessAdminIntegration	ProcessAdminIntegration	
<input checked="" type="checkbox"/>	ESMToolTools	ESMToolTools	
<input checked="" type="checkbox"/>	Inventory	Inventory Trace Hold	
<input checked="" type="checkbox"/>	InventoryTools	InventoryTools	
<input checked="" type="checkbox"/>	ESMTools	ESMTools	
<input checked="" type="checkbox"/>	Inventory	Trade Promotions Management	
<input checked="" type="checkbox"/>	IBC	IBC	Inventory
<input checked="" type="checkbox"/>	IST	IST	IBC
<input checked="" type="checkbox"/>	CRMInventoryHub	CRMInventoryHub	
<input checked="" type="checkbox"/>	WFEData	WFEData	
<input checked="" type="checkbox"/>	CRMDataCustomizations	CRMDataCustomizations	IBC, WFEData
<input checked="" type="checkbox"/>	WarehouseOrders	Warehouse Orders	

Build succeeded without any errors

Merge log

The merge log keeps a record of all operations in Cordova.

Cordova - Fast and Easy D365F&O TFVC DevOps

MainFormsReportsBuildSettingsHelp

Merge log




EditMergeView

Log id	Batch id	Created date time	Source branch	Source Changeset id	Target branch	Target Changeset id	Comments	Work item id	Work item description	Merge type	Merged	Checked in	Conflicts
1003	5	4/15/2024 5:42:41 PM	TEST	525	PROD	526	11 - New Demo Project - Another simple change	11	New Demo Project	Merge	<input checked="" type="checkbox"/>	<input checked="" type="checkbox"/>	<input type="checkbox"/>
1002	4	4/15/2024 5:42:25 PM	DEV	524	TEST	525	11 - New Demo Project - Another simple change	11	New Demo Project	Merge	<input checked="" type="checkbox"/>	<input checked="" type="checkbox"/>	<input type="checkbox"/>
4	3	4/12/2024 11:26:55 PM	TEST	521	PROD	523	11 - New Demo Project - A simple change	11	New Demo Project	Merge	<input checked="" type="checkbox"/>	<input checked="" type="checkbox"/>	<input type="checkbox"/>
3	3	4/12/2024 11:26:44 PM	TEST	515	PROD	522	11 - New Demo Project - Initial Check in	11	New Demo Project	Merge	<input checked="" type="checkbox"/>	<input checked="" type="checkbox"/>	<input type="checkbox"/>
2	2	4/12/2024 11:25:59 PM	DEV	520	TEST	521	11 - New Demo Project - A simple change	11	New Demo Project	Merge	<input checked="" type="checkbox"/>	<input checked="" type="checkbox"/>	<input type="checkbox"/>
1	1	4/12/2024 8:09:08 PM	DEV	514	TEST					Merge	<input checked="" type="checkbox"/>	<input type="checkbox"/>	<input type="checkbox"/>

Type here to search

ENG 5:45 PM
LAA 3/2/2024

Toolbar buttons:

-  Force merge.
-  Copy as table.
-  Open conflicts form

Grid columns

- Log id:** A consecutive number that uniquely identifies the merge operation.
- Batch id:** All merge operations that have the same batch id, occurred during the same batch process (rollback, merge/check in, force merge).
- Created date time:** date and time of the merge operation.

Source branch: The source branch descriptor.

Source changeset id: the source changeset id.

Target branch: The target branch descriptor.

Target changeset id: The target changeset id.

Comments: The changeset comments.

Work item id: The associated work item id in Azure DevOps.

Work item description: The work item description.

Merge type: The type of merge, Rollback, Merge, Force Merge, Discard.

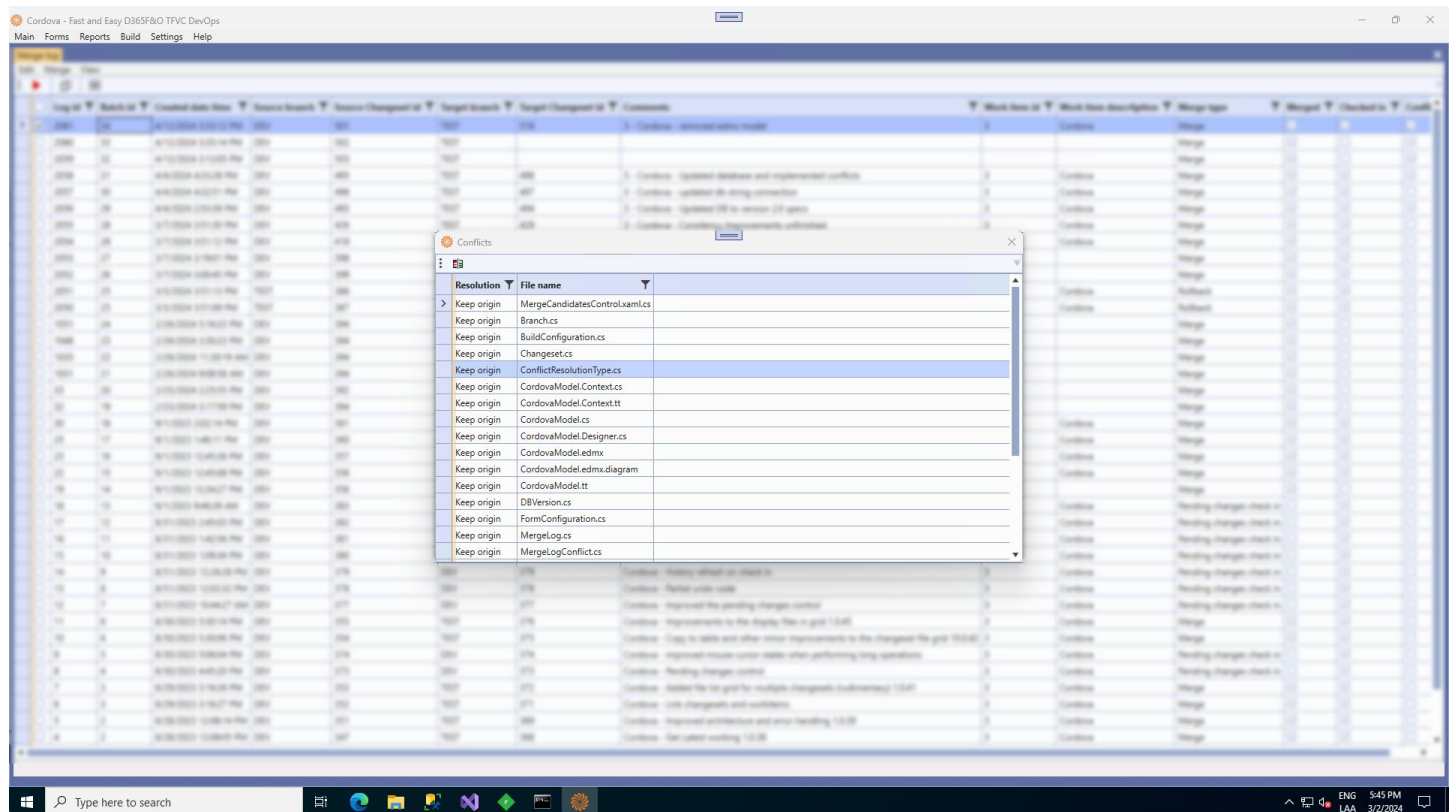
Merged: If the merge has taken place.

Checked in: If changes have been checked in.

Conflicts: If the operation had conflicts.

Conflicts

The conflicts form details all the conflicts that occurred in an operation.



Toolbar buttons:



View file differences.

Grid columns

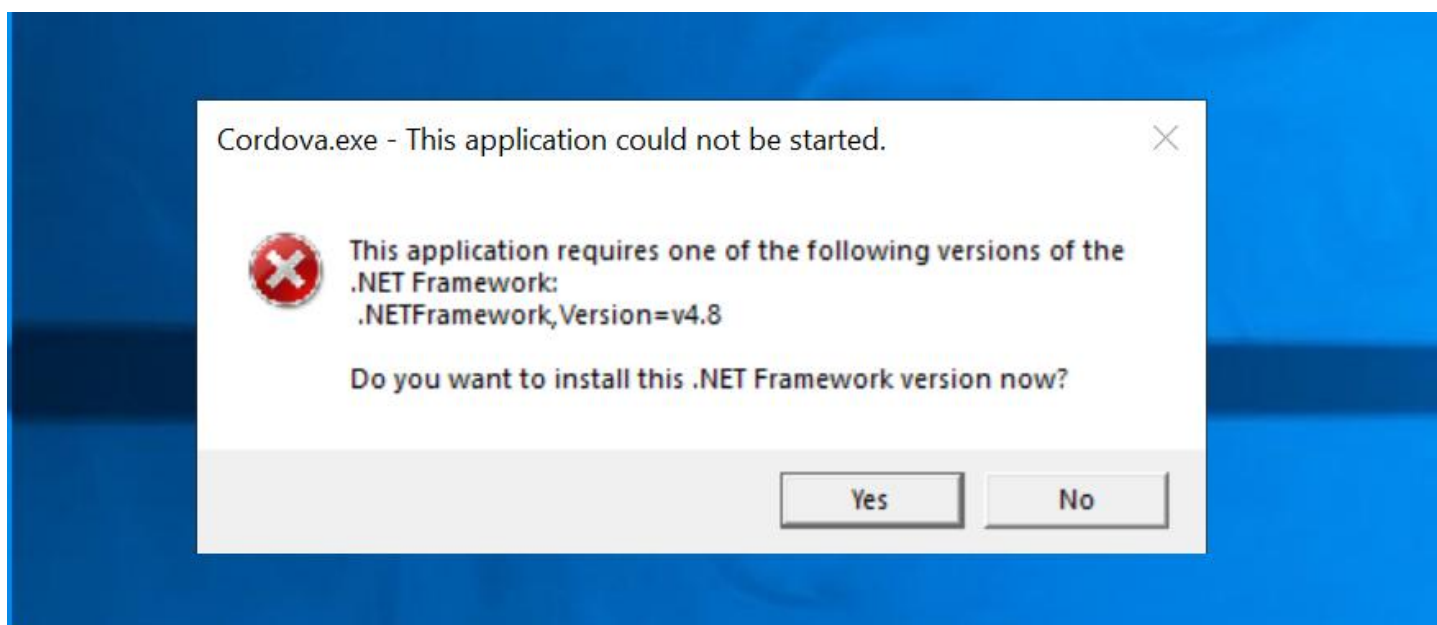
Resolution: The type of resolution that was applied to the conflict.

File name: The name of the conflicting file.

Troubleshooting

Problem: Cordova will not start because the .NET framework runtime for 4.8 is not installed

This is a common problem in older VMs. The Cordova app will not start and will display a message box.



Solution:

1. Go to windows update and click on the "check for updates" button. Make sure all updates have been applied.
2. If the above does not fix the issue, it might be a TLS problem. Run this PowerShell script:

```
New-Item 'HKLM:\SOFTWARE\WOW6432Node\Microsoft\.NETFramework\v4.0.30319' -Force | Out-Null
New-ItemProperty -path 'HKLM:\SOFTWARE\WOW6432Node\Microsoft\.NETFramework\v4.0.30319' -name
'SystemDefaultTlsVersions' -value '1' -PropertyType 'DWord' -Force | Out-Null
New-ItemProperty -path 'HKLM:\SOFTWARE\WOW6432Node\Microsoft\.NETFramework\v4.0.30319' -name
'SchUseStrongCrypto' -value '1' -PropertyType 'DWord' -Force | Out-Null
New-Item 'HKLM:\SOFTWARE\Microsoft\.NETFramework\v4.0.30319' -Force | Out-Null
New-ItemProperty -path 'HKLM:\SOFTWARE\Microsoft\.NETFramework\v4.0.30319' -name 'SystemDefaultTlsVersions' -value '1'
-PropertyType 'DWord' -Force | Out-Null
```




Cordova TFVC Management System

```
New-ItemProperty -path 'HKLM:\SOFTWARE\Microsoft\.NETFramework\v4.0.30319' -name 'SchUseStrongCrypto' -value '1' -
PropertyType 'DWord' -Force | Out-Null
New-Item 'HKLM:\SYSTEM\CurrentControlSet\Control\SecurityProviders\SCHANNEL\Protocols\TLS 1.2\Server' -Force | Out-Null
New-ItemProperty -path 'HKLM:\SYSTEM\CurrentControlSet\Control\SecurityProviders\SCHANNEL\Protocols\TLS 1.2\Server' -
name 'Enabled' -value '1' -PropertyType 'DWord' -Force | Out-Null
New-ItemProperty -path 'HKLM:\SYSTEM\CurrentControlSet\Control\SecurityProviders\SCHANNEL\Protocols\TLS 1.2\Server' -
name 'DisabledByDefault' -value 0 -PropertyType 'DWord' -Force | Out-Null
New-Item 'HKLM:\SYSTEM\CurrentControlSet\Control\SecurityProviders\SCHANNEL\Protocols\TLS 1.2\Client' -Force | Out-Null
New-ItemProperty -path 'HKLM:\SYSTEM\CurrentControlSet\Control\SecurityProviders\SCHANNEL\Protocols\TLS 1.2\Client' -
name 'Enabled' -value '1' -PropertyType 'DWord' -Force | Out-Null
New-ItemProperty -path 'HKLM:\SYSTEM\CurrentControlSet\Control\SecurityProviders\SCHANNEL\Protocols\TLS 1.2\Client' -
name 'DisabledByDefault' -value 0 -PropertyType 'DWord' -Force | Out-Null
Write-Host 'TLS 1.2 has been enabled.'
```

You can also download this PowerShell script from:

<https://atlanticoak.blob.core.windows.net/aocdsupport/.NETFramework4.8.ps1>