

# Cordova: Fast and Easy D365F&O TFVC DevOps

Administration & User's Guide Version 1.0.10

*for Microsoft Dynamics 365 for Finance and Supply Chain Management*





# Table of Contents

---

|   |           |
|---|-----------|
| Copyright Notice.....                       | 3         |
| Version History .....                       | 4         |
| Introduction .....                          | 5         |
| Trial Period .....                          | 6         |
| Support.....                                | 7         |
| Installation Instructions .....             | 8         |
| Uninstall Instructions.....                 | 13        |
| Setup .....                                 | 18        |
| License .....                               | 18        |
| General Settings.....                       | 21        |
| Branches.....                               | 27        |
| Form Configuration .....                    | 28        |
| Report Configuration .....                  | 30        |
| Build Configuration.....                    | 33        |
| Troubleshooting.....                        | 35        |
| Forms.....                                  | 36        |
| History Forms.....                          | 36        |
| Merge Candidate Forms .....                 | 38        |
| <b>Changeset properties .....</b>           | <b>40</b> |
| <b>Files in changeset .....</b>             | <b>41</b> |
| <b>Link changeset(s) to work item .....</b> | <b>42</b> |
| <b>Rollback changesets.....</b>             | <b>43</b> |



|   |    |
|---|----|
| <b>Pending changes</b> .....  | 45 |
| <b>Copy as table</b> .....  | 46 |
| <b>Preview merge script</b> .....   | 47 |
| <b>Merge</b> .....  | 48 |
| <b>Remove changeset(s) from list</b> .....  | 51 |
| <b>Force merge</b> .....  | 54 |
| Reports .....   | 57 |
| History Tabs .....  | 57 |
| Merge Candidates Tabs.....  | 58 |
| Build.....  | 59 |
| Merge log .....   | 62 |
| Conflicts.....  | 64 |
| Troubleshooting.....  | 65 |
| Problem: Cordova will not start because the .NET framework runtime for 4.8 is not installed ..... | 65 |



# Copyright Notice

---

Cordova: Fast and Easy D365F&O DevOps. Copyright © 2024, Atlantic Oak LLC.

**Atlantic Oak LLC.**

5 Concourse Parkway

Suite 3000

Atlanta, GA 30328

United States of America

Phone: +1 (470) 582-0912

E-Mail: [support@atlantic-oak.com](mailto:support@atlantic-oak.com)

Website: <https://atlantic-oak.com>

All Rights Reserved. No parts of this file may be reproduced or transmitted in any form or by any means without the written permission of the author.

All other brand and trade names are copyrights of their respective holders.





## Version History

| Version     | Software Version | Date       | Description  |
|-------------|------------------|------------|--|
| 001.000.001 | 001.000.064.000  | 04/11/2024 | First public release.  |
| 001.000.001 | 001.000.066.000  | 04/12/2024 | Fixed issues related to SQL referential integrity.   |
| 001.000.003 | 001.000.066.000  | 04/16/2024 | Updated documentation to 1.0.66 standards.   |
| 001.000.004 | 001.000.068.000  | 05/08/2024 | Microsoft work account integrated login. Microsoft AppSource integration.  |
| 001.000.005 | 001.000.071.000  | 05/14/2024 | Improved login experience.   |
| 001.000.006 | 001.000.071.000  | 05/15/2024 | Added troubleshooting section.   |
| 001.000.007 | 001.000.072.000  | 05/16/2024 | Fixed issues with the merge log.   |
| 001.000.008 | 001.000.074.000  | 05/29/2024 | Automatic 30-day trial without registration. Microsoft model auto-detection. Atlantic Oak licensing outside AppSource. |
| 001.000.009 | 001.000.075.000  | 05/30/2024 | Trial extension renewal dialog.  |
| 001.000.010 | 001.000.080.000  | 07/22/2024 | Changes to the solve conflicts dialog, undo or check in form improvements, database versioning error.                  |



## Introduction

---

The Cordova system was created to make it easy to promote Dynamics 365 for Finance and Operations source code between TFVC (Team Foundation Version Control) code branches.

Cordova will also make it easy for you to communicate those code promotions to your team.

Cordova has powerful auditing capabilities that will allow you check when and how those code promotions have been made.

Cordova will also allow you to test the compilation of the remote repositories after a code promotion to make sure that your Azure Pipelines will execute successfully.

Cordova will significantly cut the time you spend doing DevOps work for Dynamics 365 for Finance and Operations.



## Trial Period

---

You can download the latest version of the product from [https://atlantic-oak.com/Downloads/D365FO\\_Cordova\\_TFVC](https://atlantic-oak.com/Downloads/D365FO_Cordova_TFVC).

You can test trial Cordova for a period of 30 days. No registration required. You can request extensions to this trial period.

During the evaluation period, prospective clients are entitled to the same level of support as our regular customers.



# Support

---

If you require assistance, experience problems or if you have any questions or comments send us an e-mail to [support@atlantic-oak.com](mailto:support@atlantic-oak.com).

Our support services include answering questions about the existing functionality of our software, general suggestions and expedited bug fixing. Regular support requires competency in the technology and development environment being used (Dynamics 365 for Finance and Operations, Visual Studio and Azure DevOps).

# Installation Instructions

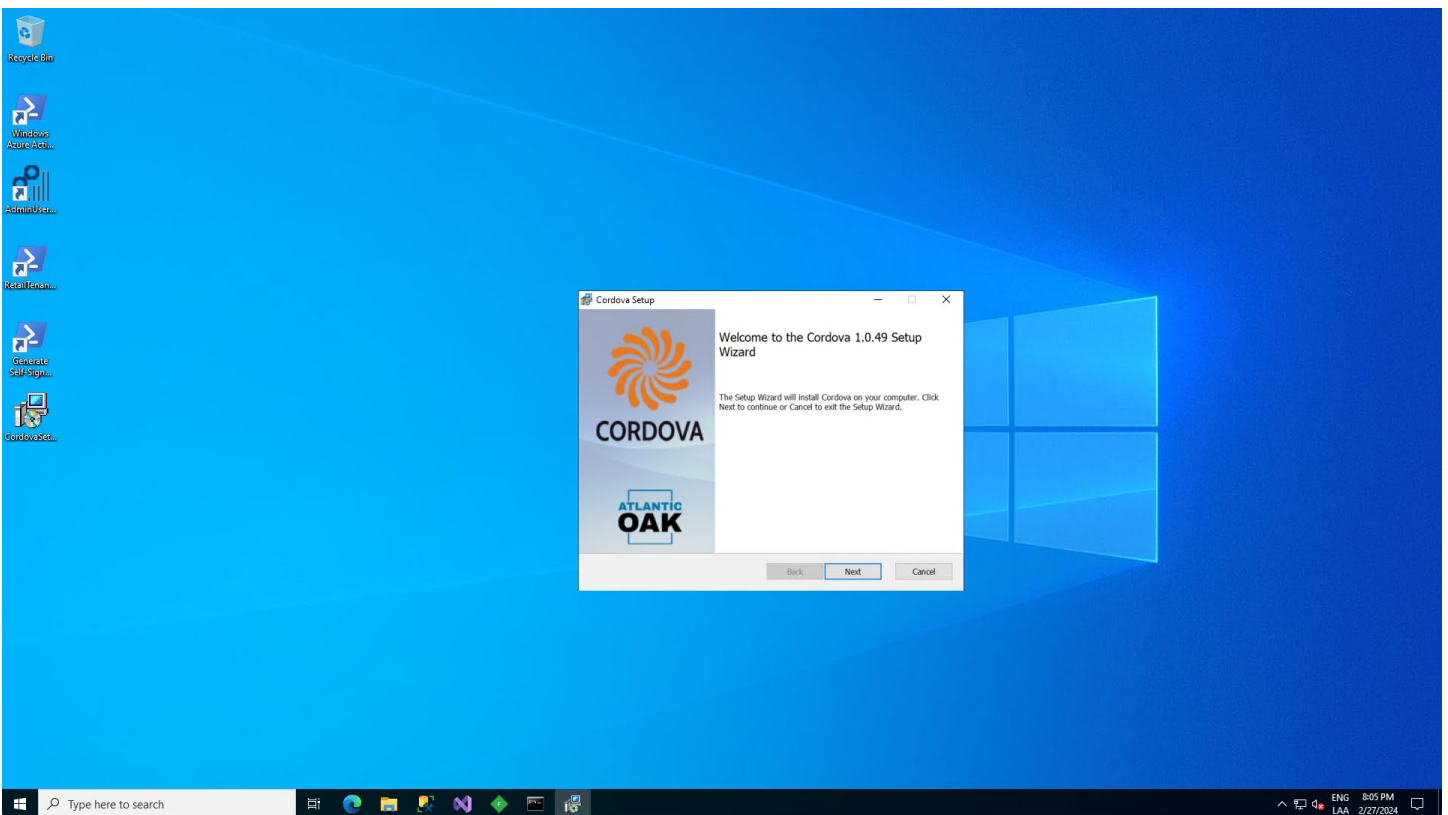
---

Cordova can be installed in any Windows system. Since Cordova requires SQL Server and access to the TFVC repositories, plus the x++ compilers, it makes sense to install Cordova on a D365F&O one box environment. The one box environment can be a local or cloud hosted environment. The install program will search for earlier versions of Cordova and will remove them if present. There is no need to uninstall them first.

Once you have downloaded the installation package from our website at:

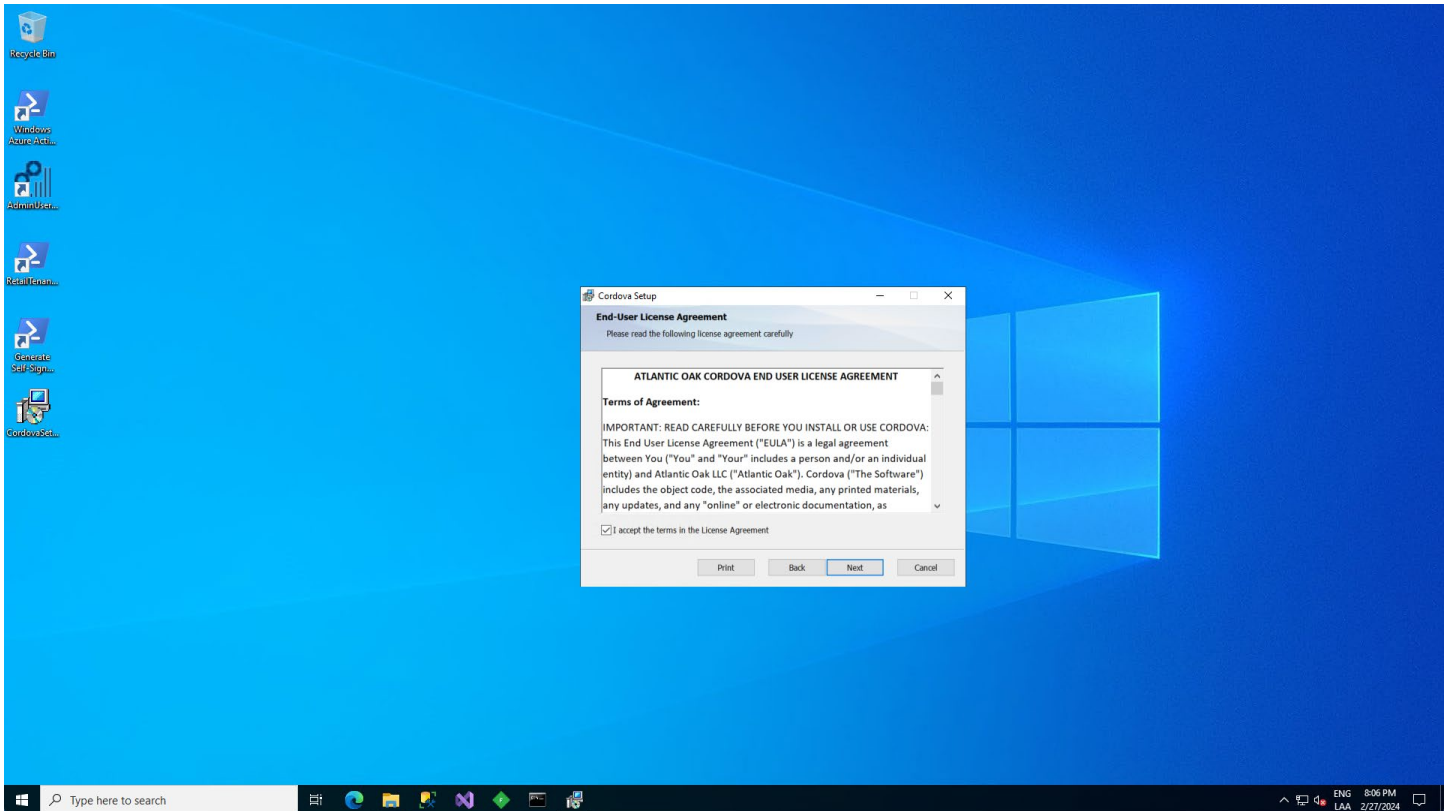
[https://atlantic-oak.com/Products/D365FO\\_Cordova\\_TFVC\\_Management\\_System](https://atlantic-oak.com/Products/D365FO_Cordova_TFVC_Management_System)

**Important: you must unblock the .zip file.** Extract and double click on the CordovaSetup\_V\_XXX.XXX.XXX.XXX.msi file contained in the zip file. It will launch the setup wizard.



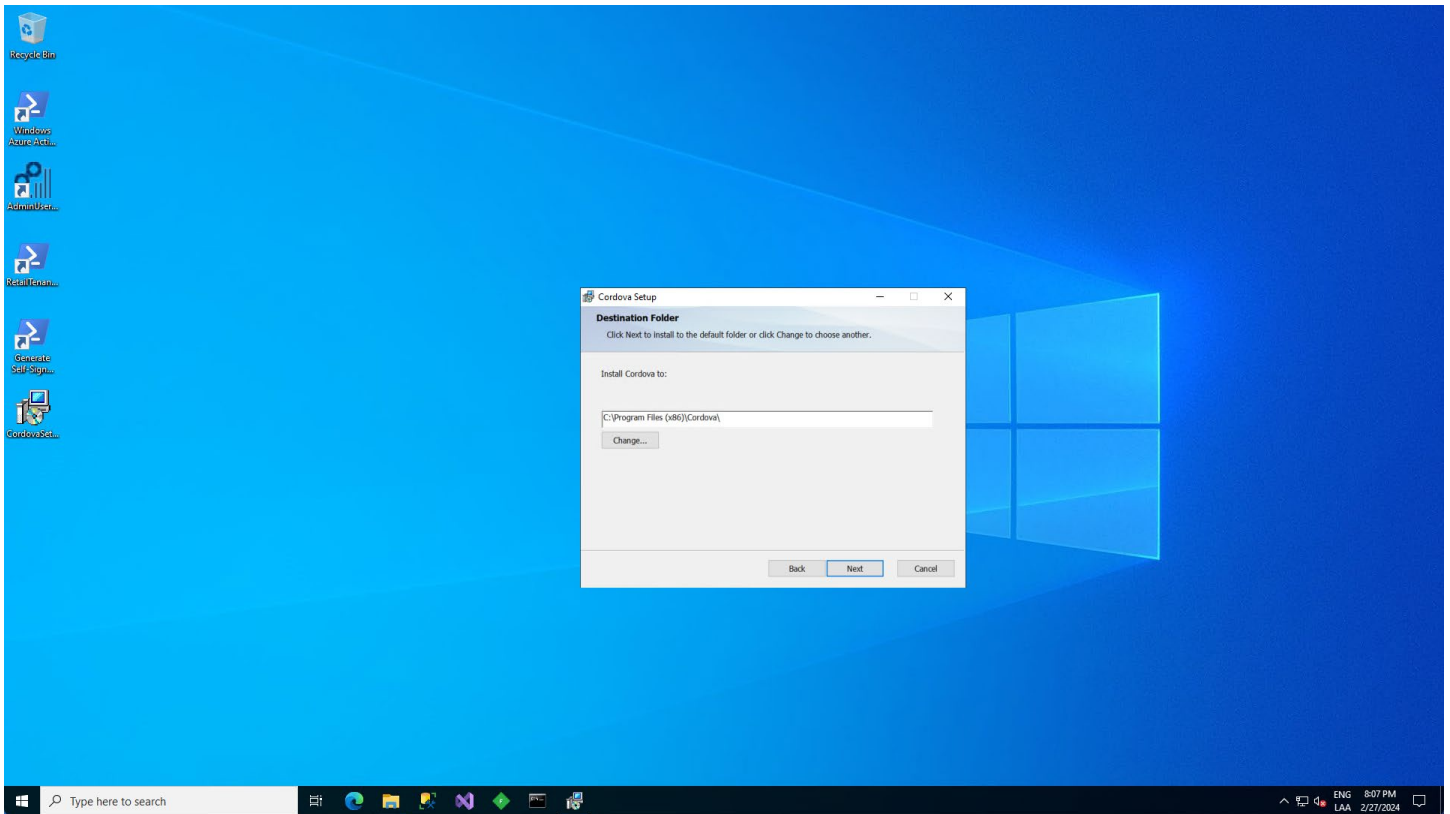
Click on the **Next** button.

Read the Atlantic Oak Cordova End User License Agreement. Once you have finished, mark the “**I accept the terms in the User Agreement**” check box.

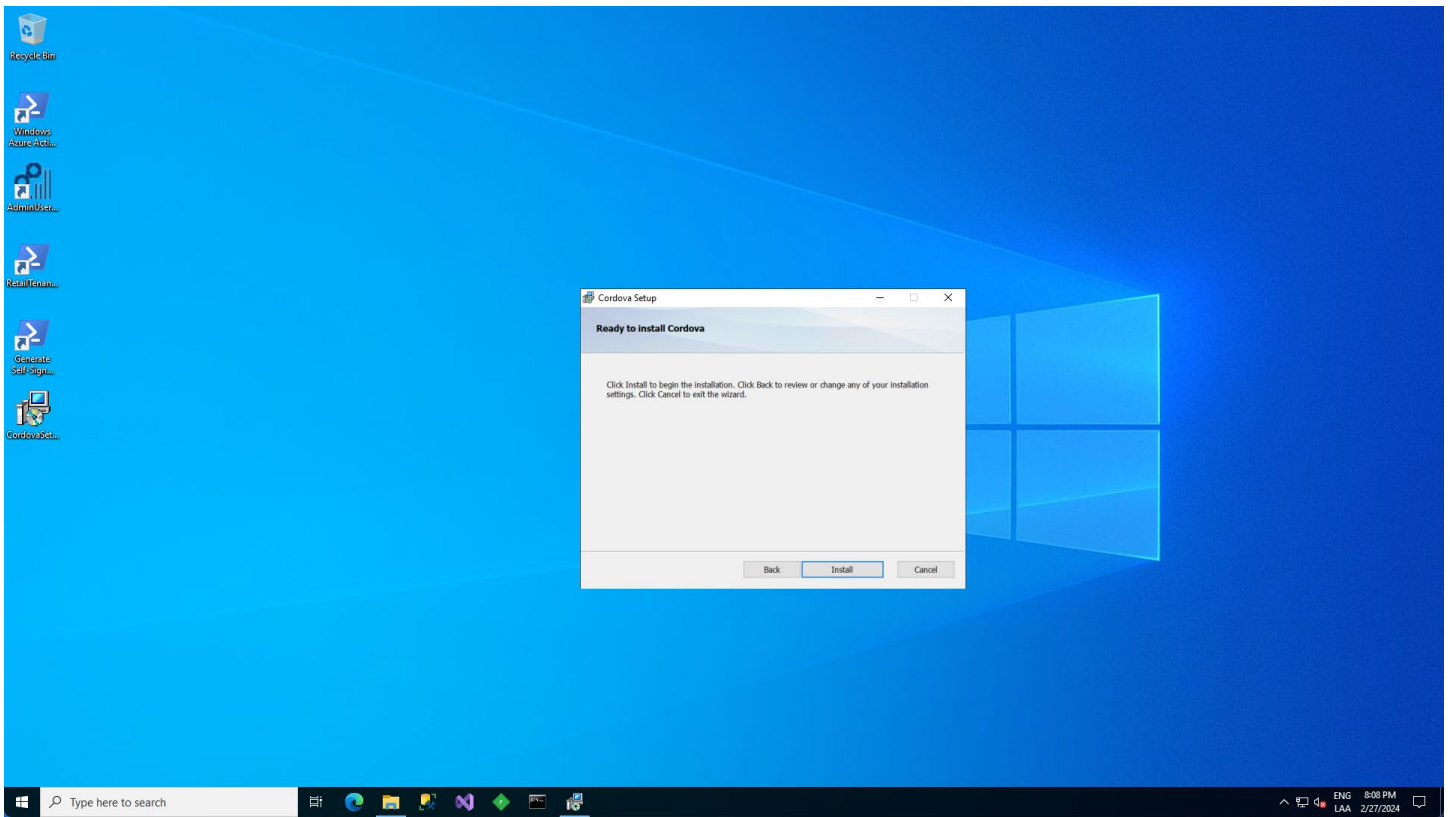


Click on the **Next** button.

Select the install directory or leave the default selection (recommended).



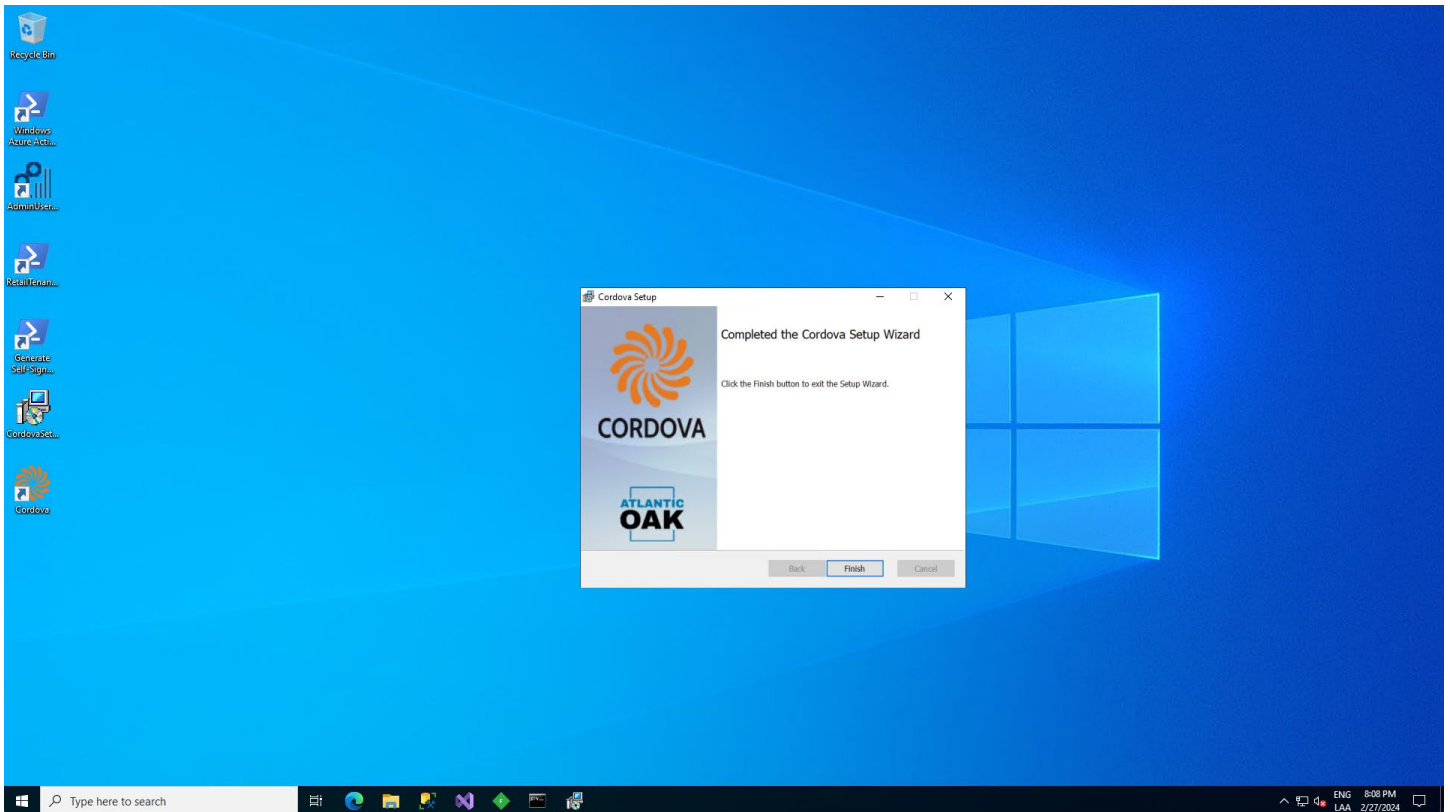
Click on the **Next** button.



Click on the **Install** button to continue.



Once the install has finished successfully you will see the completion screen.

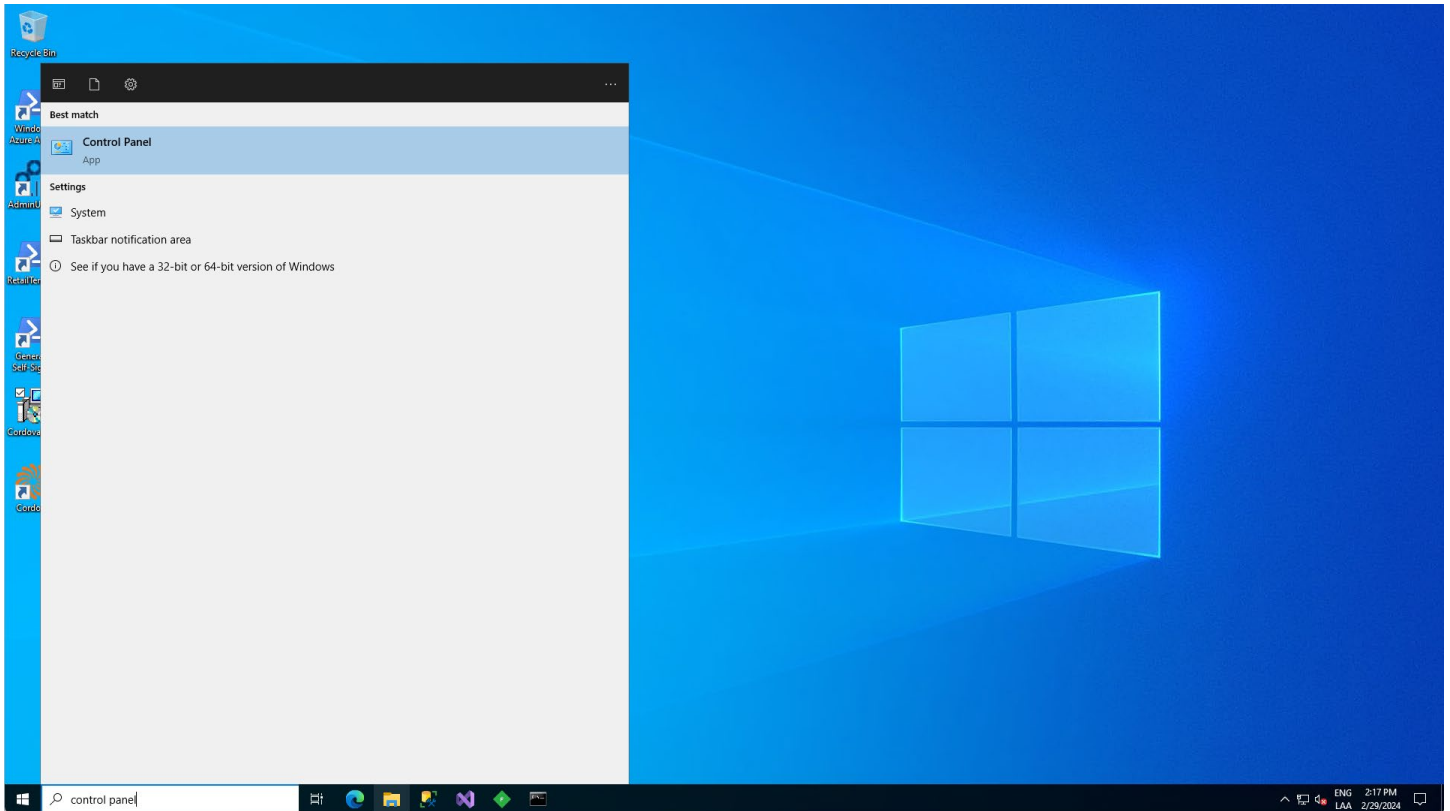


Click on the **Finish** button to exit the setup wizard.

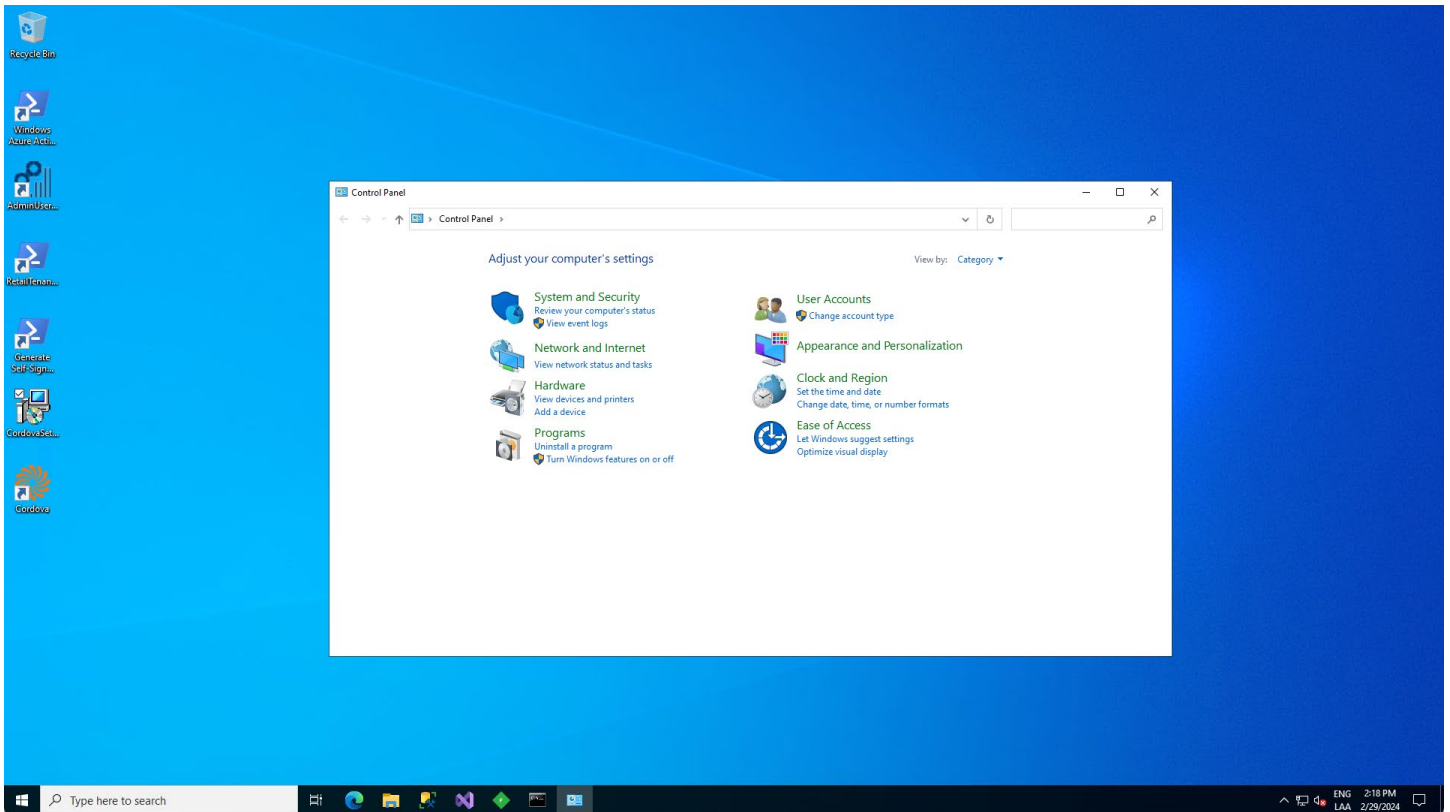
# Uninstall Instructions

---

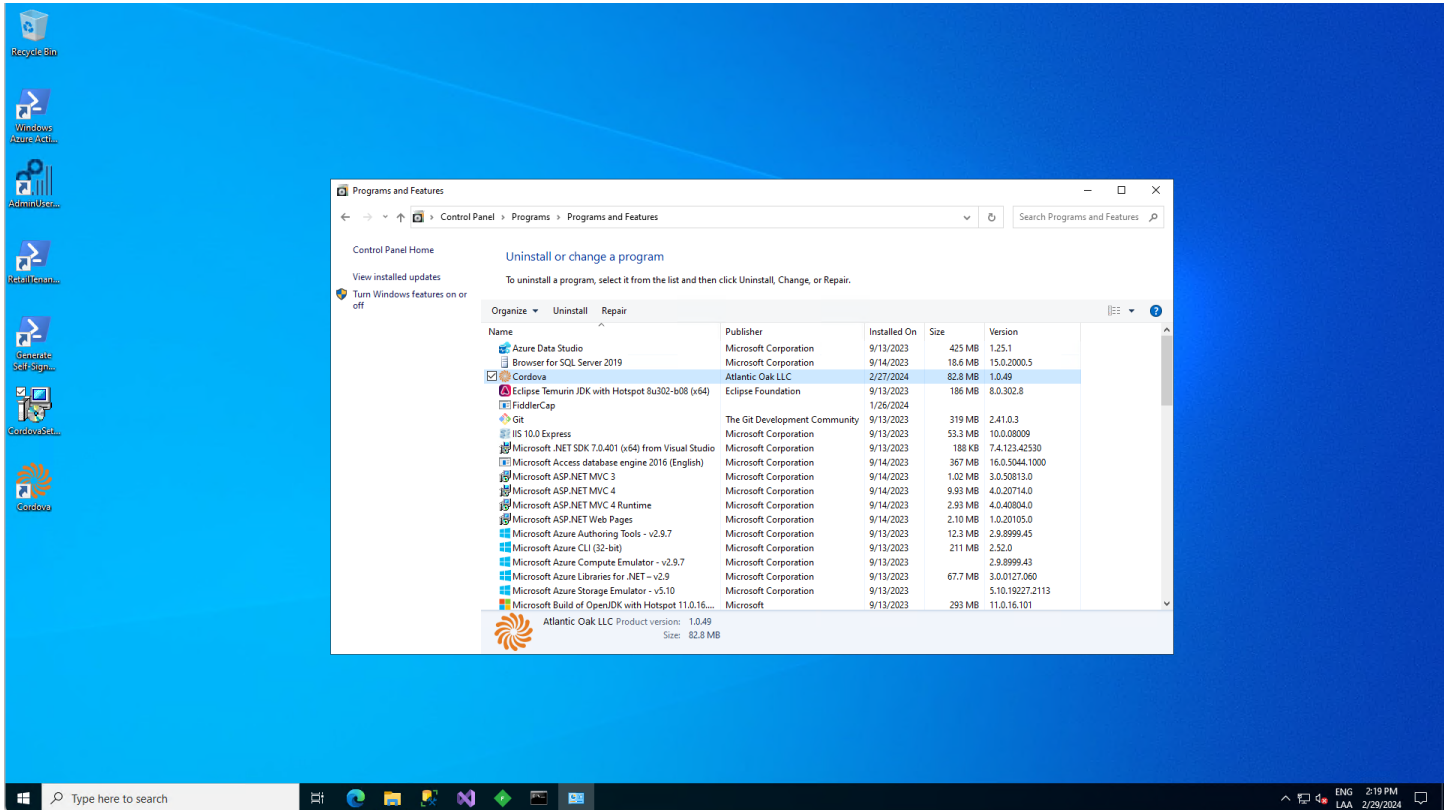
Type **“control panel”** in the Cortana search bar at the lower left-hand side of the windows environment.



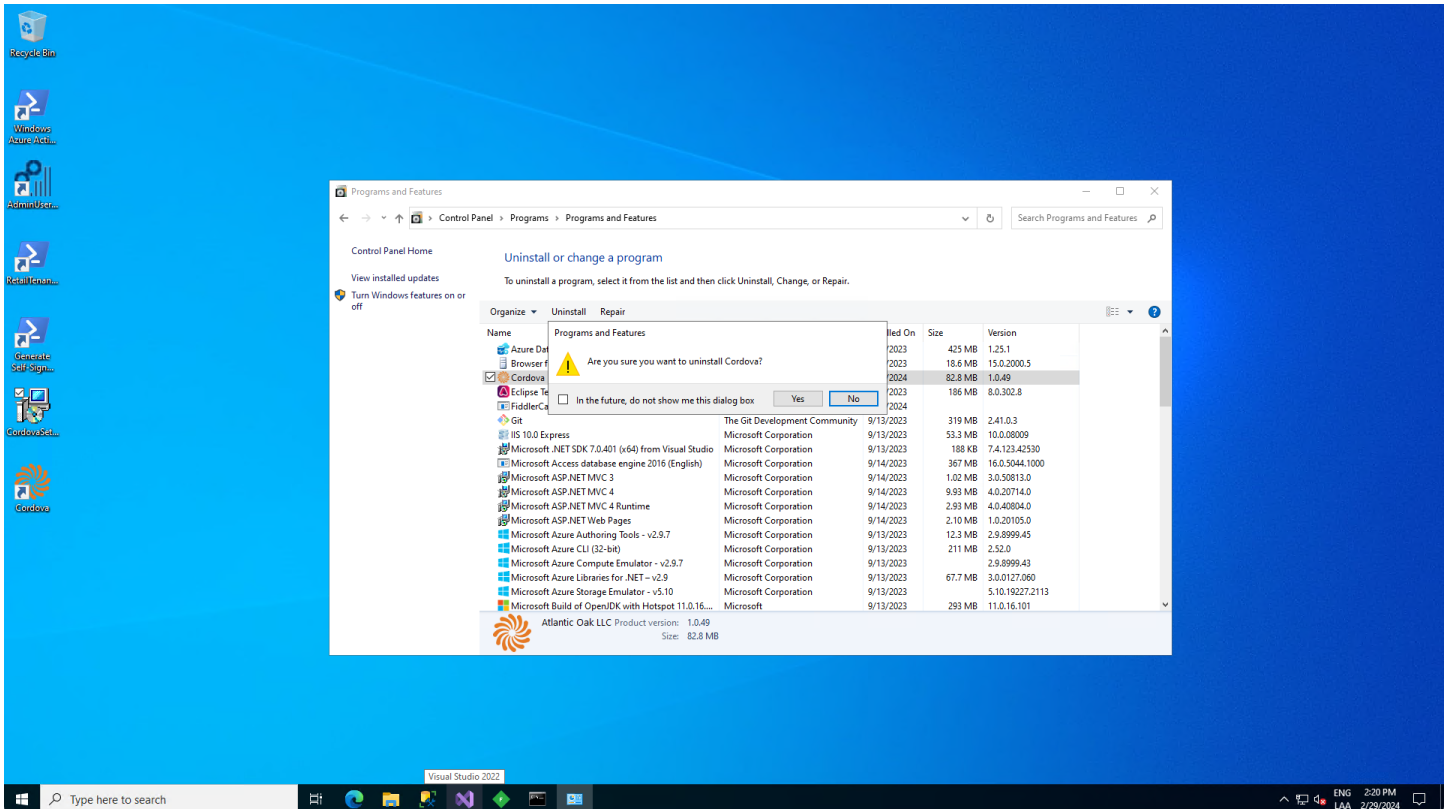
Click on **“Uninstall a program”** under **Programs**.



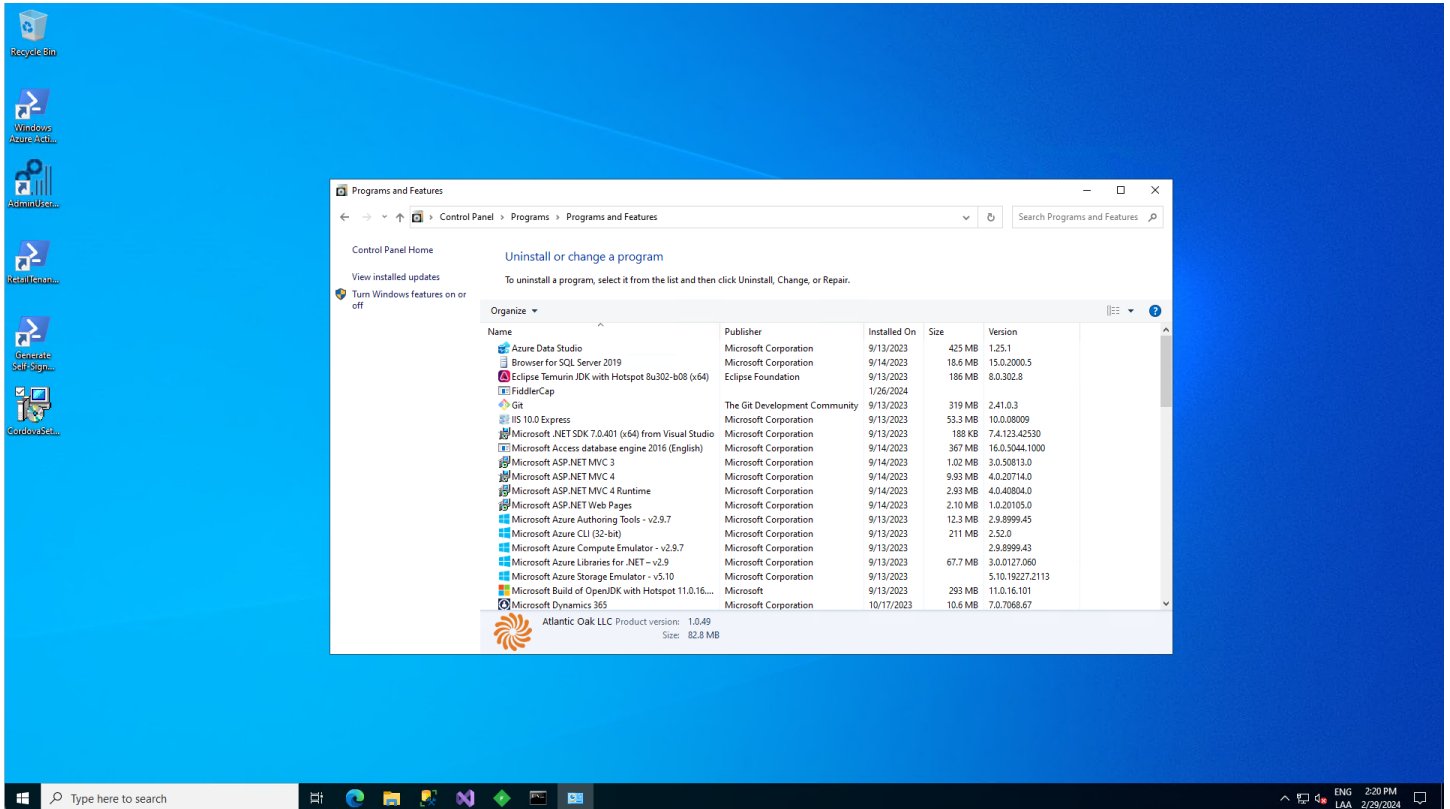
Select **Cordova** and click on the **Uninstall** button.



The system will prompt you: **“Are you sure you want to uninstall Cordova?”**, click on the **Yes** button.



After a few seconds **Cordova** will be uninstalled from your system.



# Setup

---

To begin setup, after successfully installing the product, click on the Cordova desktop icon that was created on your desktop during the install process.



After the initial 30-day trial period, the system will ask the user to login using their Microsoft Work Account. In order to log in, the user must then have a valid Cordova license.

## License

After the initial 30-day trial period, each user will require a license. You can purchase licenses in Microsoft AppSource:

<https://appsource.microsoft.com/en-us/product/web-apps/atlanticoakllc1619304421451.96150ef4-9f0e-40b3-abbd-3ef0a50ea60c?tab=Overview>

By creating a subscription in AppSource you are automatically granted a 1-month trial period. You can cancel anytime during this trial period.

After purchasing licenses, you can assign them to users in your organization by going to the Microsoft 365 Admin Center:

<https://admin.microsoft.com/Adminportal/Home#/licenses>


The screenshot displays the Microsoft 365 Admin Center interface for managing licenses. The main content area is titled 'Licenses' and includes tabs for 'Subscriptions', 'Requests', and 'Auto-claim policy'. Below the tabs, there is a brief instruction: 'Select a product to view and assign licenses. Each product below may contain licenses from multiple subscriptions. Learn more about assigning licenses'. A link is provided: 'Go to Your products to manage billing or buy more licenses.' There are also 'Export' and 'Refresh' buttons. The license list table is as follows:

| Name ↑  | Available licenses | Assigned licenses | Account type |
|---|--------------------|-------------------|--------------|
| Cordova - Fast and Easy D365F&O DevOps - Cordova C1       | 50                 | 0/50              | Organization |
| Cordova - Fast and Easy D365F&O DevOps - Cordova E0       | 18                 | 1/19              | Organization |
| Dynamics 365 Business Central Partner Sandbox             | 2                  | 3/5               | Organization |
| Dynamics 365 Business Central Premium                     | 12                 | 3/15              | Organization |
| Dynamics 365 Operations Application Partner Sandbox       | 22                 | 3/25              | Organization |
| Dynamics 365 Sales Enterprise Edition                     | 12                 | 3/15              | Organization |
| Dynamics 365 Sales, Field Service and Customer Service... | 22                 | 3/25              | Organization |
| Microsoft 365 Business Premium                            | 8                  | 7/15              | Organization |
| Microsoft Power Automate Free                             | 9997               | 3/10000           | Organization |
| Power BI Premium Per User                                 | 12                 | 3/15              | Organization |
| Project Plan 5  | 2                  | 3/5               | Organization |
| Visio Plan 2  | 2                  | 3/5               | Organization |
| Windows 365 Enterprise 8 vCPU, 32 GB, 512 GB              | 0                  | 1/1               | Organization |

Users will need assigned licenses if they are going to use Cordova beyond the 30-day trial period.



When Cordova loads for the first time, you must configure all the settings in the system.



There are five different configuration screens:

- General settings.
- Branches.
- Form configuration.
- Report configuration.
- Build configuration.

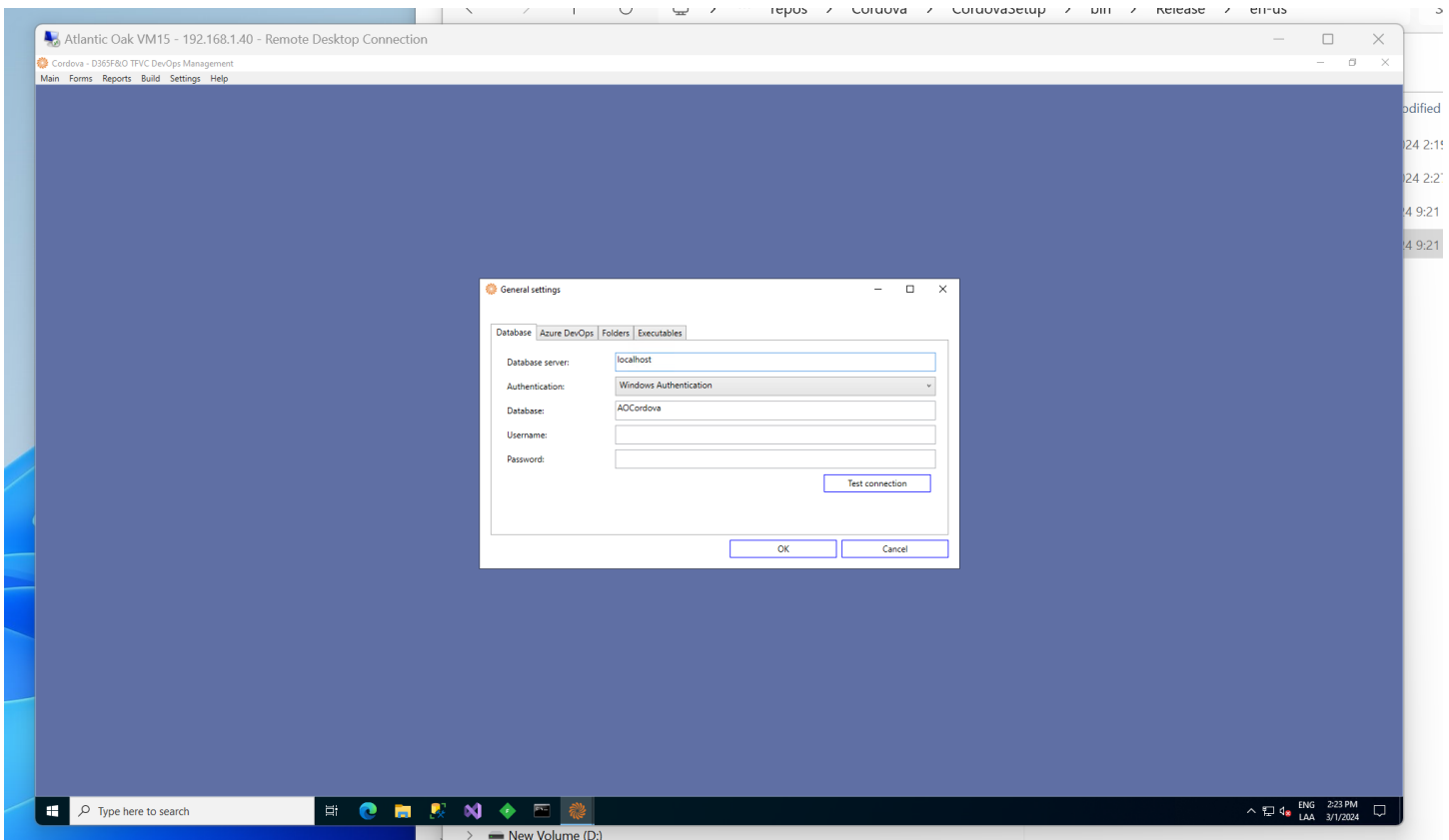
General settings should be configured first, followed by branches.

## General Settings

The General settings dialog is divided into four tabs:

- Database
- Azure DevOps
- Folders
- Executables

The Database tab is used to specify Sql Server connection information to the Cordova database that is created on system startup. **In a one box environment the settings are populated by default. They should not be changed, unless needed.**



### Tab controls:

**Database server:** The SQL database server name. Generally **localhost** for one box environments. It can also be an IP address, or **.\SQLEXPRESS** for SQL express installs for example.

**Authentication:** Windows Authentication or SQL Server Authentication.



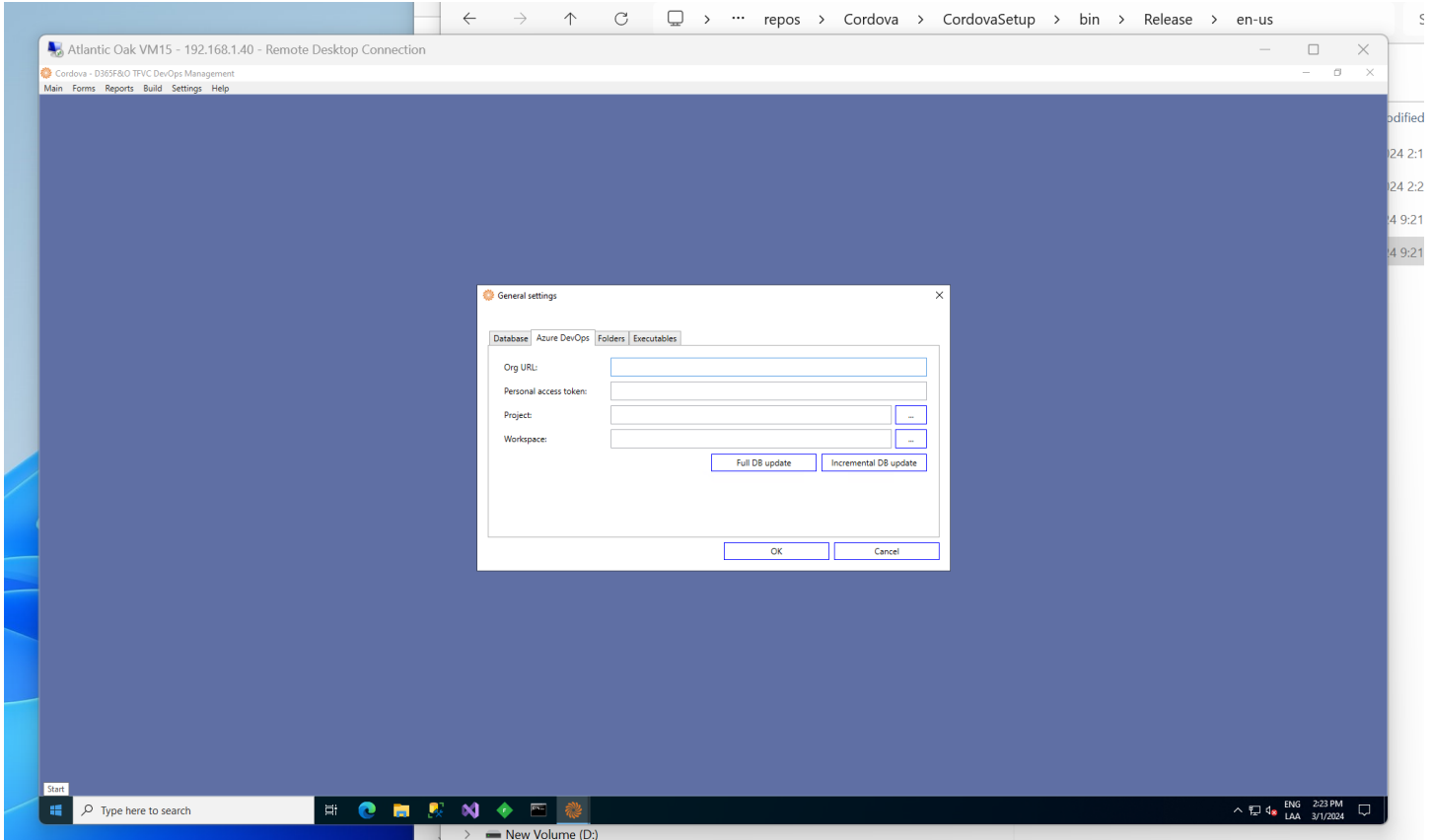
Cordova TFVC Management System

**Database:** The name of the Cordova database. On initial startup Cordova will create a database called AOCordova.

**Username:** The SQL server administrator username.

**Password:** The SQL server administrator password.

In the Azure DevOps tab, you must enter the settings to connect to the Azure DevOps instance that is being used by your organization,



### Tab controls:

**Org URL:** It is generally of the form <https://dev.azure.com/YourOrganizationName>. If in doubt, ask your system administrator or contact us at [support@atlantic-oak.com](mailto:support@atlantic-oak.com).

**Personal access token:** The personal access token created in Azure DevOps to allow third party software access. You can navigate to: <https://learn.microsoft.com/en-us/azure/devops/organizations/accounts/use-personal-access-tokens-to-authenticate> for more information.

**Project:** The name of the project that contains Dynamics 365 for Finance and Operations code. An organization can have several projects so ask your system administrator or contact us at [support@atlantic-oak.com](mailto:support@atlantic-oak.com). Use the button on the left (the one with three dots) to bring up the project selector dialog.

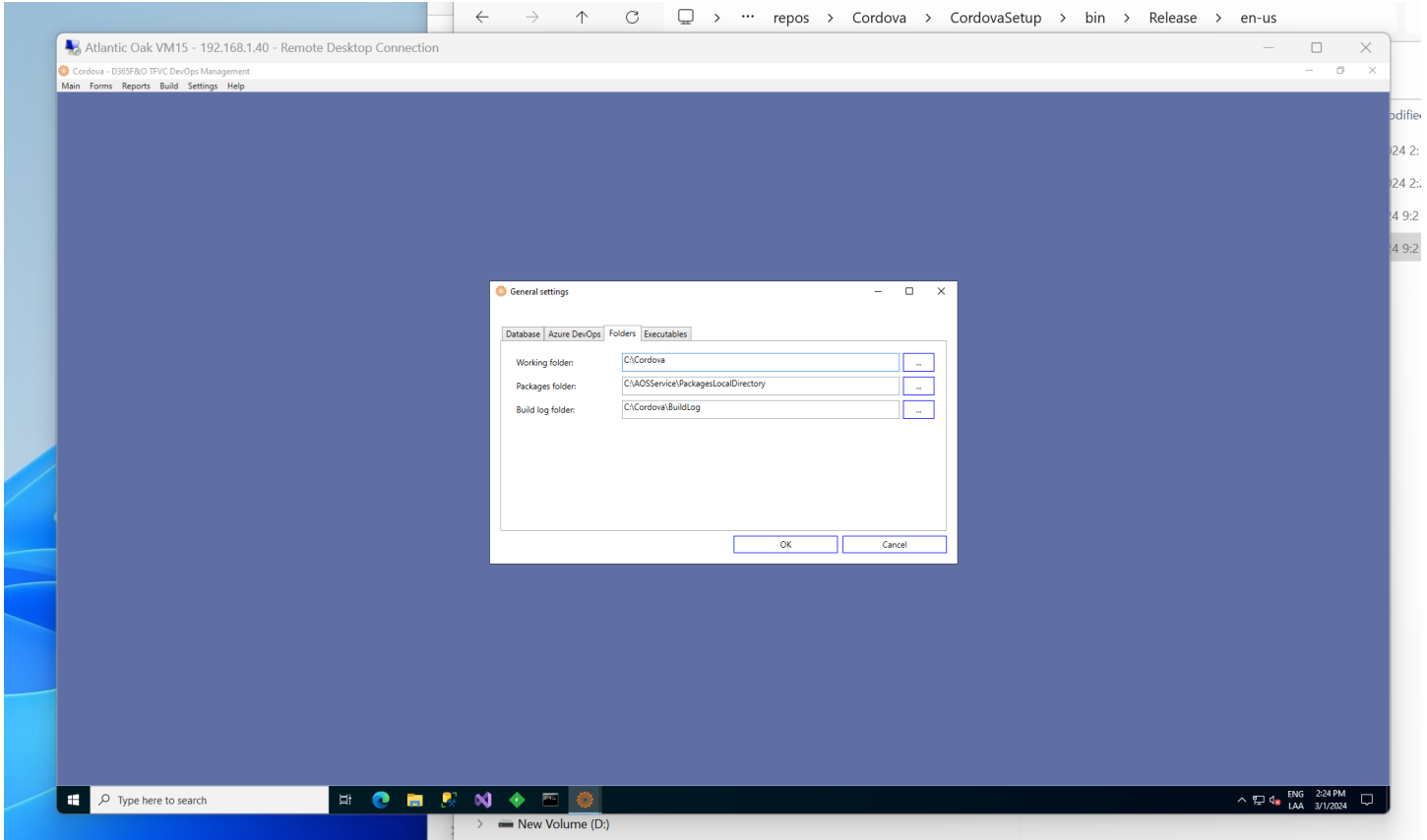


**Workspace:** The workspace that contains the branch mappings, you can get this information from Visual Studio. You might have more than one workspace in your system, and the rule of thumb is to use the workspace that has any number of mappings. Unused workspaces will have 0 mappings. If in doubt, ask your system administrator or contact us at [support@atlantic-oak.com](mailto:support@atlantic-oak.com). Use the button on the left (the one with three dots) to bring up the workspace selector dialog.

Once you have configured all the above values click on the **"Full DB update"** button. Cordova will begin querying Azure DevOps and copying data to the local database. Depending on the size of the database this operation might take a few minutes or longer.

The **"Incremental DB update"** button can be clicked when you feel like the local DB needs an updated dataset. But generally, Cordova takes care of updating the DB automatically.

The folders tab is populated with values by the system by default. These folders are used to keep temporary and other files, such as reports, that are generated by the Cordova system.



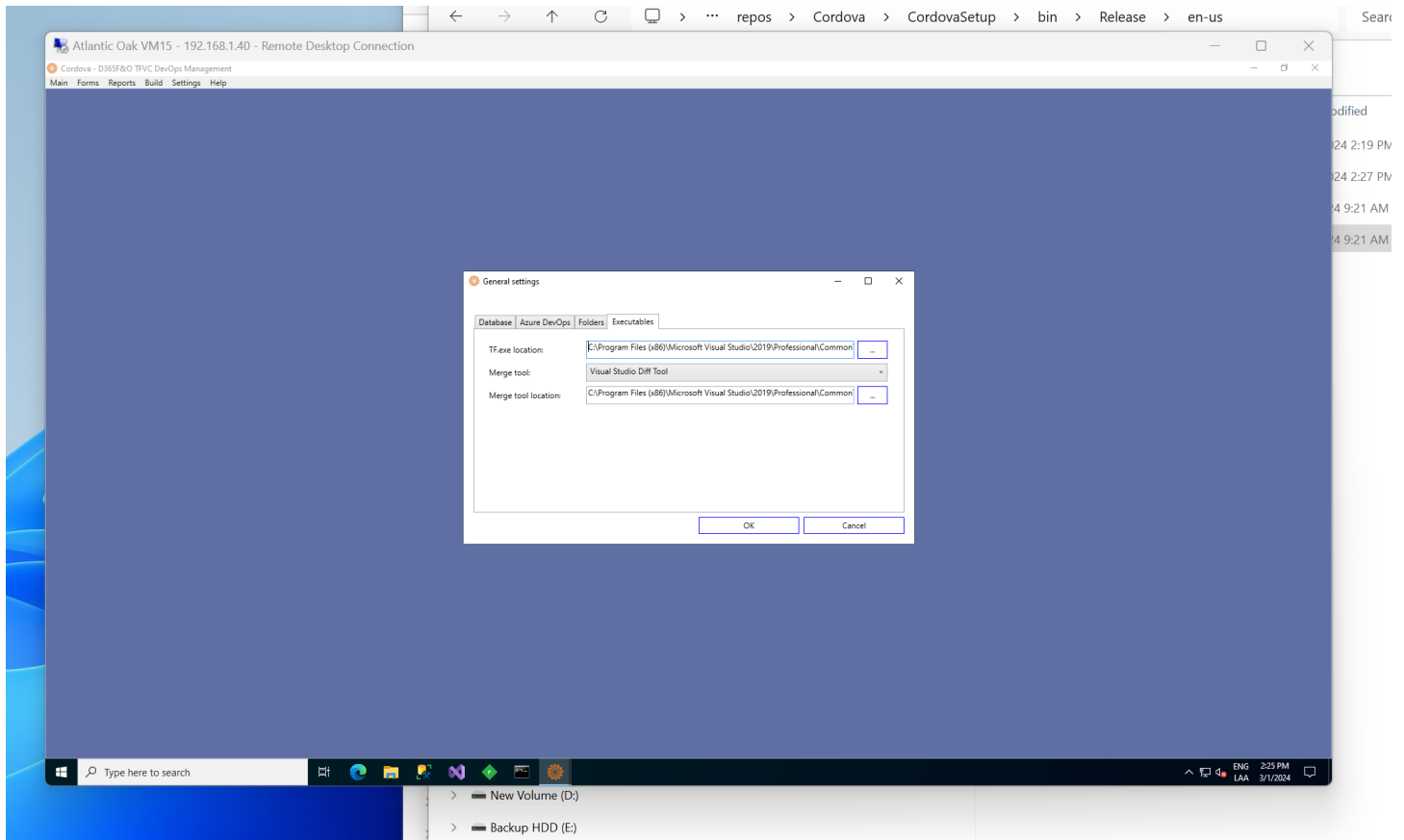
**Tab controls:**

**Working folder:** The path to the working folder for the system. This folder will store several files such as reports.

**Packages folder:** The packages folder on one box systems. Will be blank if Cordova is running on a system that is not a one-box.

**Build log folder:** Will contain temporary files created during build processes.

The executables tab is populated with values by the system by default. It contains path information for executables that are invoked within the Cordova system.



### Tab controls:

**TF.exe location:** Path to the TF.exe executable.

**Merge tool:** Merge tool type. Currently the only valid option is "Visual Studio Diff Tool".

**Merge tool location:** Path to the executable for the merge tool.

## Branches

The branches screen will allow you to specify which code branches of your project you wish to have as origins or destinations of merge operations.

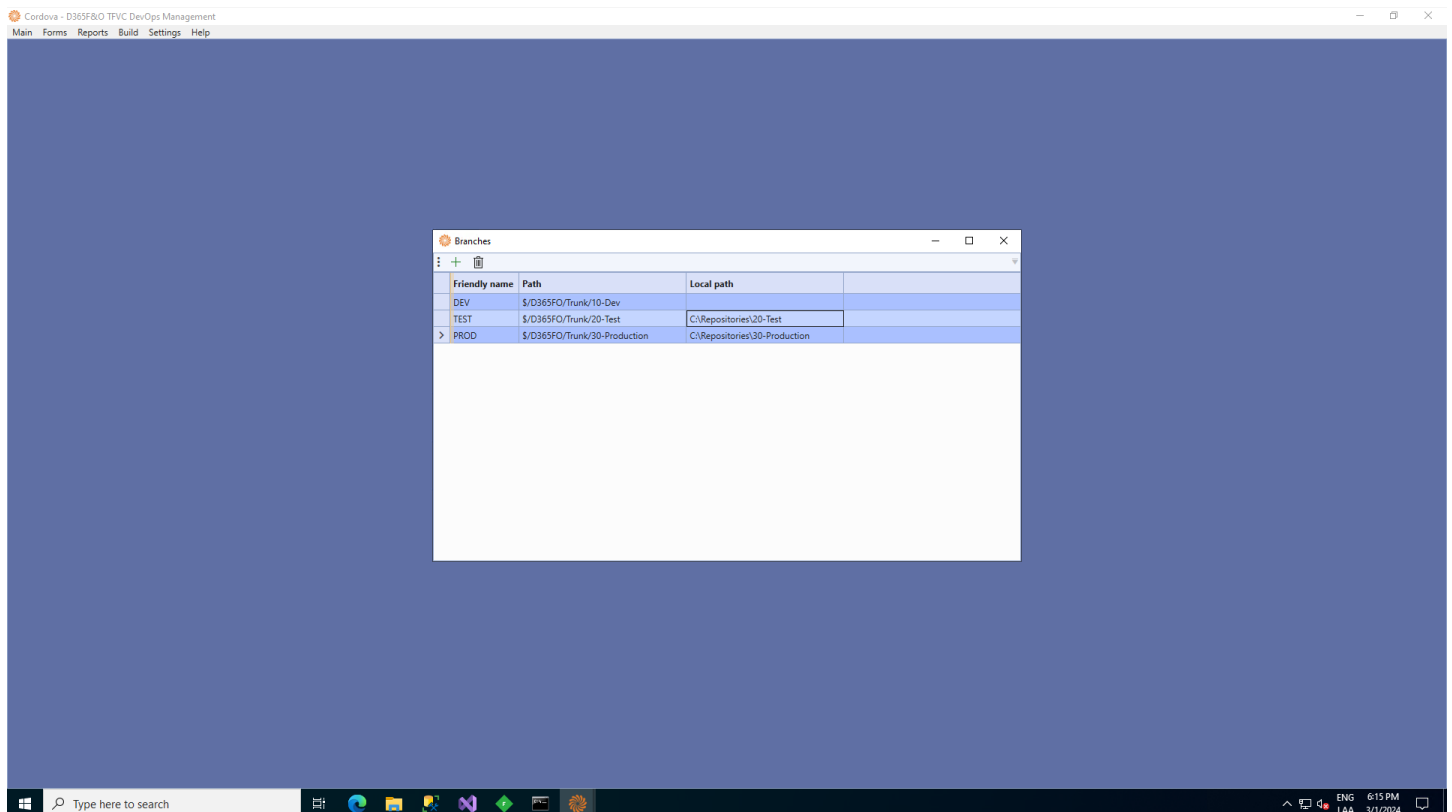
### Toolbar buttons:



Add a branch.



Remove a branch.



### Grid columns:

**Friendly name:** A short description to identify the branch. Will show up in reports instead of the repository path.

**Path:** The complete path of the branch in the Azure DevOps code repository.





**Local path:** (Optional) The mapping to the local machine. Will only be used by the TF.exe script generation process.

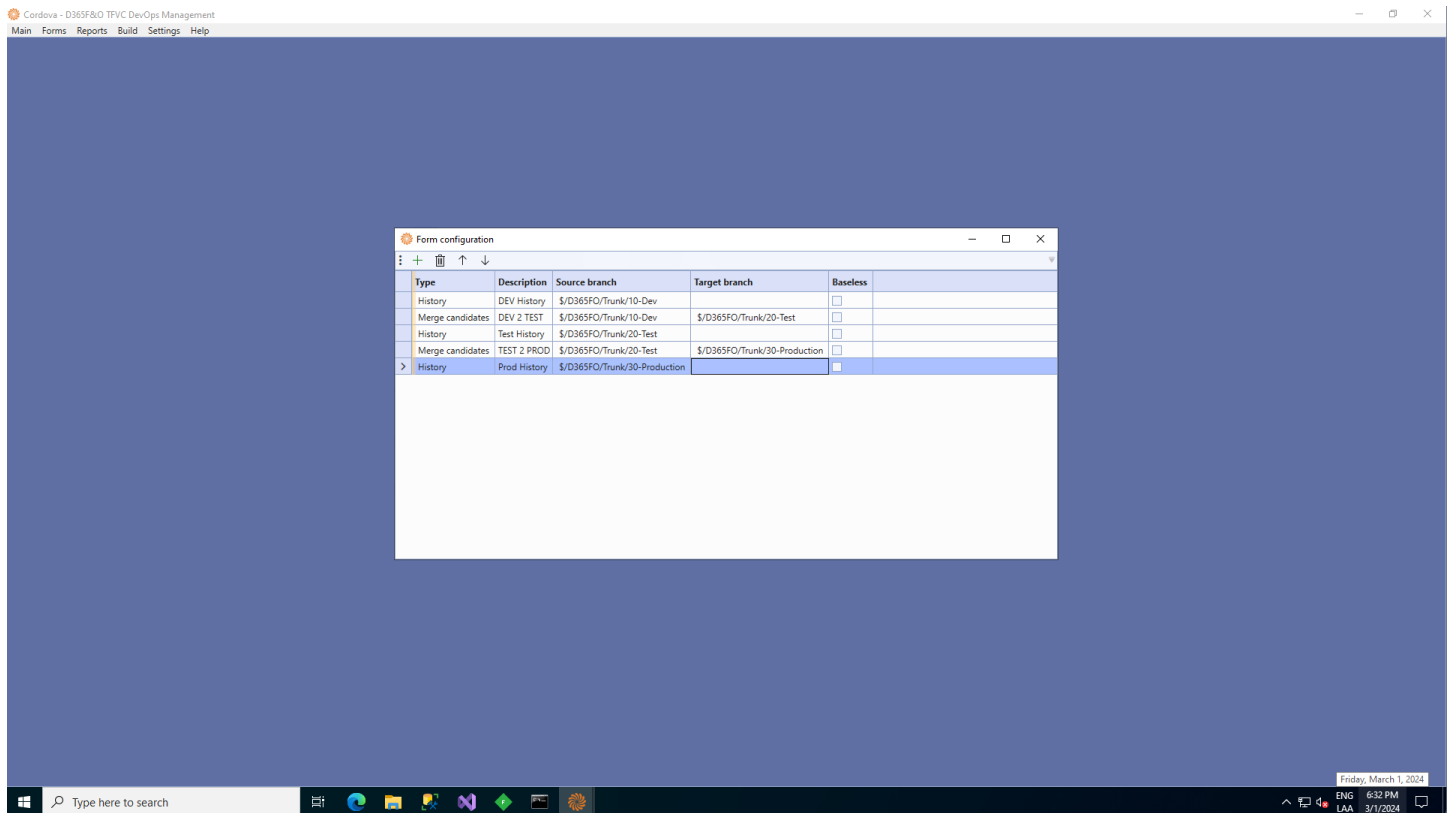


## Form Configuration

The form configuration dialog will allow you to specify the merge or history operations that you execute frequently and want to keep handy. A history form will allow you to view the history of the changesets for a given branch and perform changes to the check in comments or change the associated Azure DevOps tasks. A merge candidates form will allow you to merge two branches.

### Toolbar buttons:

-  Add a form configuration line.
-  Remove a form configuration line.
-  Move line up.
-  Move line down.



### Grid controls:

**Type:** History or Merge candidates.

**Description:** A short description.




Cordova TFVC Management System

**Source branch:** The source branch of the merge, or the main branch for history.

**Target branch:** The destination branch. Only required for type **Merge candidates**.

**Baseless:** When you want to perform baseless merges mark this checkbox.






Once the forms have been configured they will show up in the **Forms** menu.

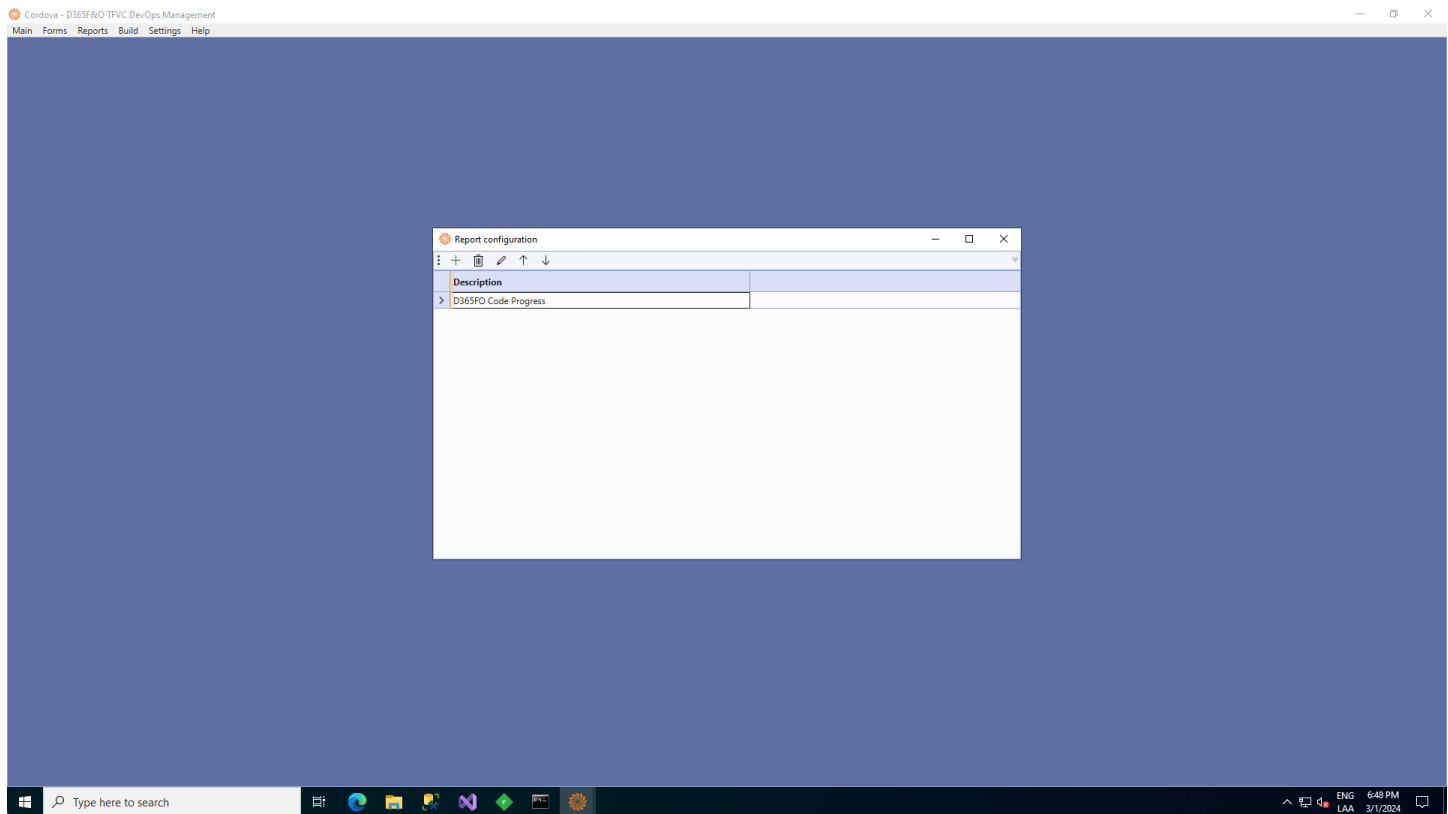


## Report Configuration

The Cordova system can produce excel style reports of changeset history and merge candidates that you can distribute to your team. The system can store several reports.

### Toolbar buttons:

-  Add a report configuration line.
-  Remove a report configuration line.
-  Edit selected report configuration line (go to report details).
-  Move line up.
-  Move line down.







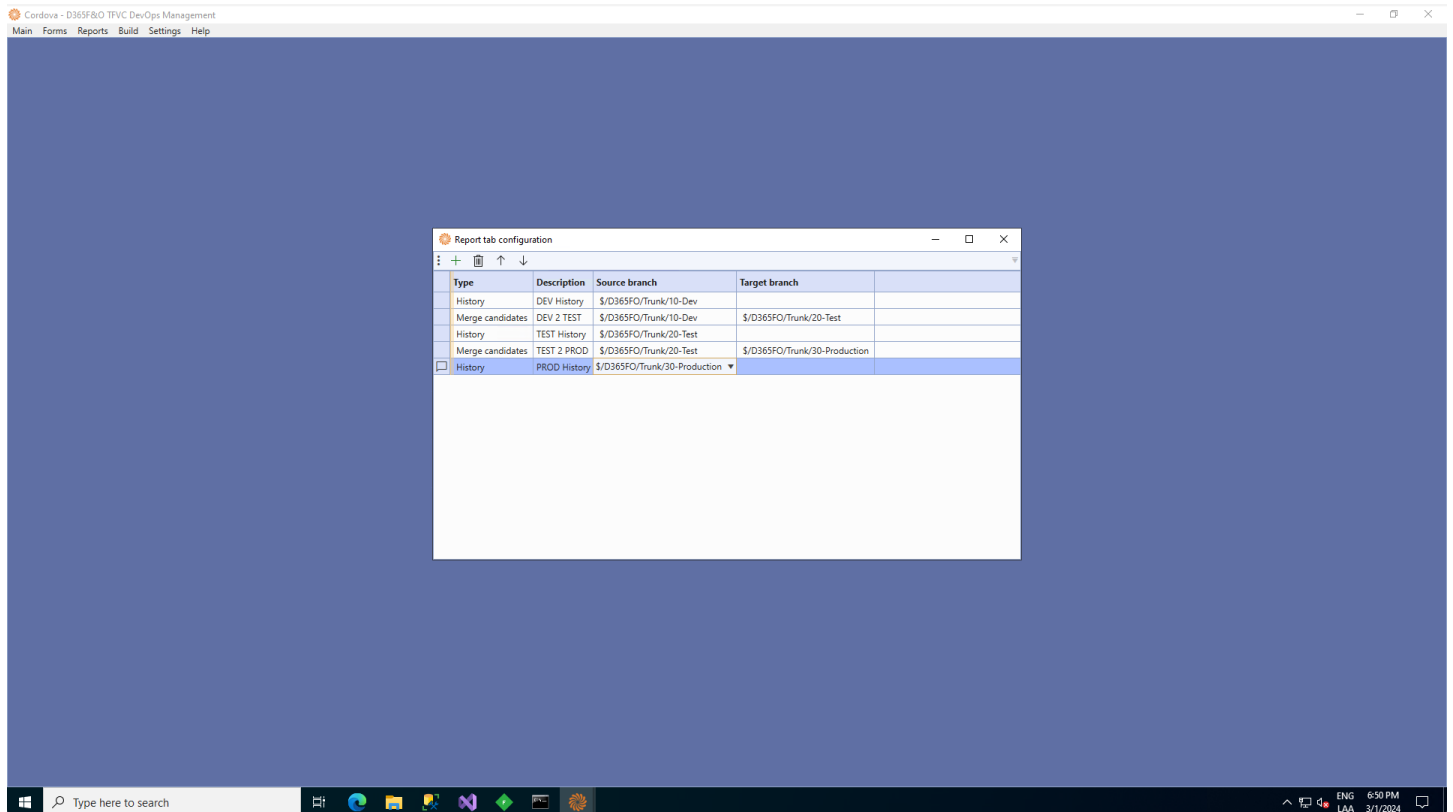
### Grid controls:

**Description:** A short description used to identify the report.

Once you are in the report details dialog you can specify the tabs that the report will have. A tab can be a history or a merge candidates tab.

**Toolbar buttons:**

-  Add a report tab configuration line.
-  Remove a report tab configuration line.
-  Move line up.
-  Move line down.



**Grid controls:**

**Type:** History or Merge Candidates.

**Description:** A short description.


**Source branch:** The source branch of the merge or the branch for history.

**Target branch:** The destination branch. Only required for type Merge Candidates.



## Cordova TFVC Management System





Once the reports have been configured, they will show up in the Reports menu.

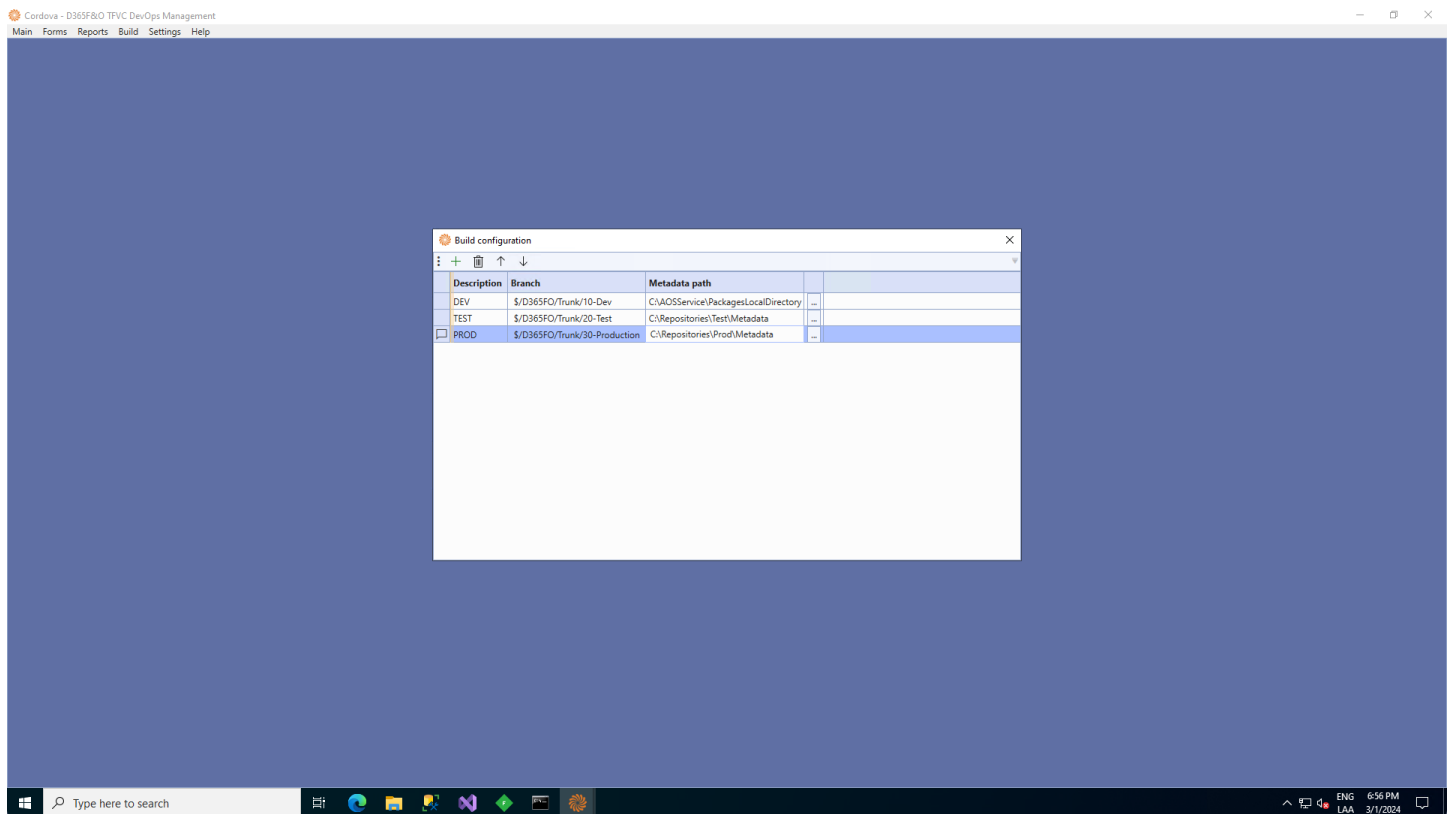


## Build Configuration

After doing merge operations you can check to see if a branch is compiling correctly. You can do this for several branches using a single one-box. The build configuration allows you to specify which branches you wish to compile.

### Toolbar buttons:

-  Add a build configuration line.
-  Remove a build configuration line.
-  Move line up.
-  Move line down.



### Grid controls:

**Description:** A short description that will be visible in the top menu area.


**Branch:** The branch that will be compiled. Note: only metadata branches can be compiled. Project branches do not contain x++ code.



Cordova TFVC Management System

**Metadata path:** The local path to the metadata path.

Once the builds have been configured they will show up in the Build menu.



# Troubleshooting

If your Cordova instance will not start because of a configuration error, you can start the application in maintenance mode.

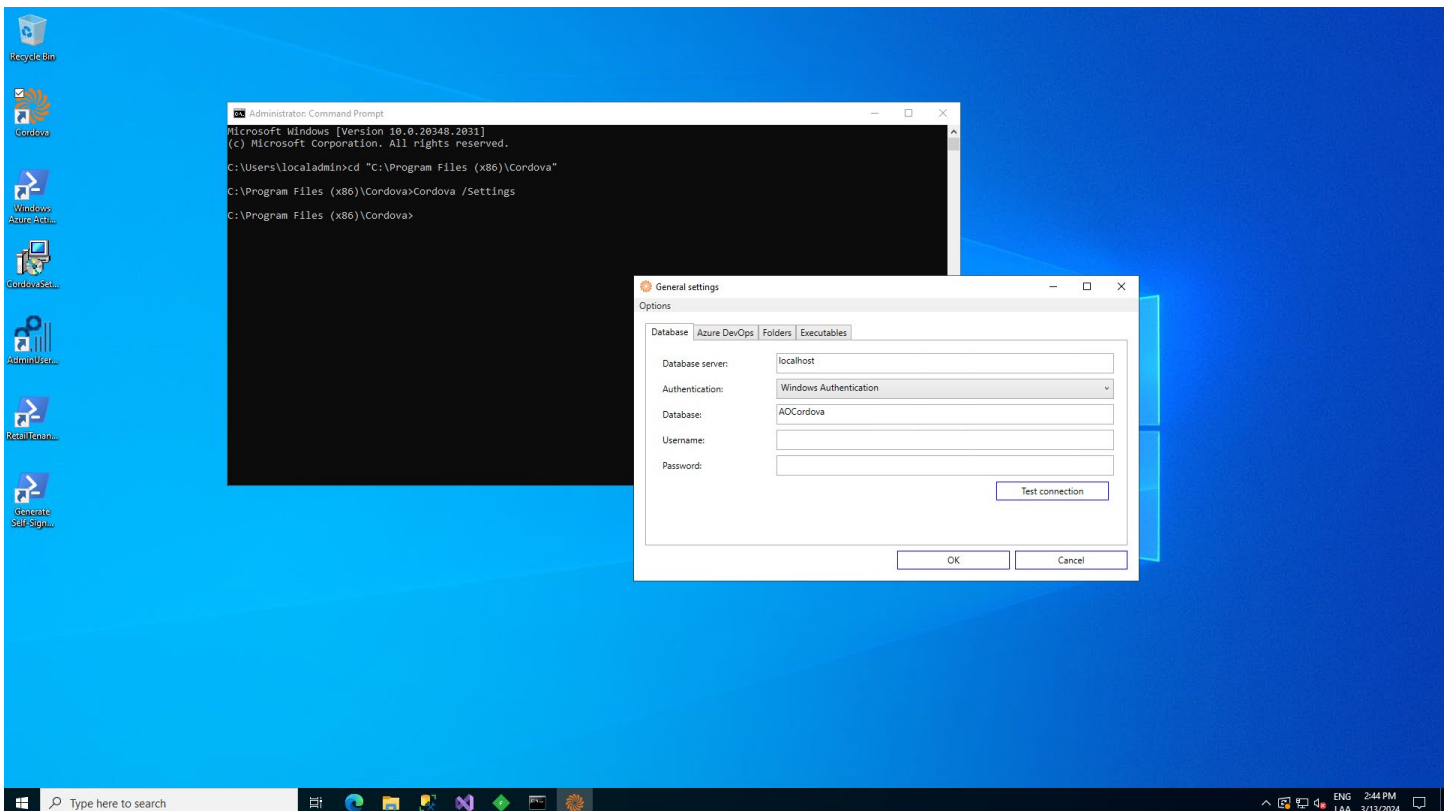
Open a command prompt with elevated privileges. Type:

**cd "C:\Program Files (x86)\Cordova"**

Which is generally the path to the Cordova executable, unless it was modified when installing the product. Then type:

**Cordova /Settings**

Cordova will then take you to the General Settings screen.



When you are finished doing the corrections you can close the dialog, all your new settings will be saved, and start Cordova.










# Forms

## History Forms

A history form will allow you to view the history of the changesets for a given branch and perform changes to the check in comments or change the associated Azure DevOps tasks.

### Toolbar buttons:

-  Changeset properties.
-  Files in changeset.
-  Link changeset(s) to work item.
-  Rollback changesets.
-  Pending changes.
-  Copy as table.
-  Refresh

Cordova - D365F&O TFVC DevOps Management

Main Forms Reports Build Settings Help

DEV history

Work items and changesets Edit View

| Changeset id | Owner                       | Created date time     | Changeset comments  | Work item id | Description  | Assigned to | SME | Status | Tags |
|--------------|-----------------------------|-----------------------|---|--------------|--|-------------|-----|--------|------|
| 1781         | john.lucas@atlantic-oak.com | 2/26/2024 8:42:31 PM  | 4812: 0 mail templates - Remove log file from Azure Storage                                       | 4812         | 0 mail templates                                     | John Lucas  |     | Closed |      |
| 1781         | john.lucas@atlantic-oak.com | 2/26/2024 8:28:58 PM  | 4826: Audit ConfigFile and NewFile - Clarify when logging certain types                           | 4826         | Audit ConfigFile and NewFile                         | John Lucas  |     | Closed |      |
| 1776         | john.lucas@atlantic-oak.com | 2/26/2024 7:52:18 PM  | 4828: DaaS 1.2.21 install   | 4828         | DaaS 1.2.21 install                                  | John Myers  |     | Closed |      |
| 1775         | john.lucas@atlantic-oak.com | 2/26/2024 6:52:18 PM  | 4828: Create an extension on WorldFeedConnectTrackingTable - Remove the update method code        | 4828         | Create an extension on WorldFeedConnectTrackingTable | John Lucas  |     | Closed |      |
| 1771         | john.lucas@atlantic-oak.com | 2/26/2024 6:28:12 PM  | 4829: Log cleanup   | 4829         | Log cleanup  | John Lucas  |     | Closed |      |
| 1769         | john.lucas@atlantic-oak.com | 2/26/2024 6:28:12 PM  | 4829: Create an extension on WorldFeedConnectTrackingTable  | 4829         | Create an extension on WorldFeedConnectTrackingTable | John Lucas  |     | Closed |      |
| 1761         | john.lucas@atlantic-oak.com | 2/16/2024 3:11:23 PM  | 4827: Dynamics 2017 1.2 deploy - Add new file   | 4827         | Dynamics 2017 1.2 deploy                             | John Myers  |     | Closed |      |
| 1761         | john.lucas@atlantic-oak.com | 2/16/2024 3:10:48 PM  | 4827: Dynamics 2017 1.2 deploy - Remove 2017  | 4827         | Dynamics 2017 1.2 deploy                             | John Myers  |     | Closed |      |
| 1761         | john.lucas@atlantic-oak.com | 2/16/2024 10:35:12 PM | 4826: Audit ConfigFile and NewFile - Disable change tracking for log tables                       | 4826         | Audit ConfigFile and NewFile                         | John Lucas  |     | Closed |      |
| 1761         | john.lucas@atlantic-oak.com | 2/16/2024 9:26:20 PM  | 4826: Audit ConfigFile and NewFile - Check in missing object                                      | 4826         | Audit ConfigFile and NewFile                         | John Lucas  |     | Closed |      |
| 1754         | john.lucas@atlantic-oak.com | 2/16/2024 8:58:42 PM  | 4826: Audit ConfigFile and NewFile  | 4826         | Audit ConfigFile and NewFile                         | John Lucas  |     | Closed |      |
| 1748         | john.lucas@atlantic-oak.com | 2/16/2024 5:21:28 PM  | 4825: Dynamics 2017 - Add new license file  | 4825         | Dynamics 2017 Deploy                                 | John Myers  |     | Closed |      |
| 1748         | john.lucas@atlantic-oak.com | 2/16/2024 4:59:47 PM  | 4825: Dynamics 2017 - Remove old license file   | 4825         | Dynamics 2017 Deploy                                 | John Myers  |     | Closed |      |
| 1739         | john.lucas@atlantic-oak.com | 2/12/2024 6:42:45 PM  | 4824: Remove application folders  | 4824         | Remove application folders                           | John Myers  |     | Closed |      |
| 1732         | john.lucas@atlantic-oak.com | 2/12/2024 6:16:21 PM  | 4824: Add Dynamics 2017 files to the tree   | 4824         | Dynamics 2017 Deploy                                 | John Myers  |     | Closed |      |
| 1731         | john.lucas@atlantic-oak.com | 2/12/2024 6:08:38 PM  | 4824: Remove Dynamics 2017 files  | 4824         | Dynamics 2017 Deploy                                 | John Myers  |     | Closed |      |
| 1729         | john.lucas@atlantic-oak.com | 2/12/2024 4:58:21 PM  | 4818: Send purchase order as mail attachment - Order items in log by created date time descending | 4818         | Send purchase order as mail attachment               | John Lucas  |     | Closed |      |
| 1716         | john.lucas@atlantic-oak.com | 2/12/2024 7:52:22 PM  | 4823: DaaS 1.2.24 install New 2023  | 4823         | DaaS 1.2.24 Deploy                                   | John Myers  |     | Closed |      |
| 1714         | john.lucas@atlantic-oak.com | 2/12/2024 4:13:22 PM  | 4822: Initial add of T2E files  | 4822         | T2E T2E Enhancement addition                         | John Myers  |     | Closed |      |
| 1711         | john.lucas@atlantic-oak.com | 2/12/2024 4:46:38 PM  | 3846: RM and Open PO Lines Report Changes - corrected code that broke with T2E RM                 | 3846         | RM and Open PO Lines Report Changes                  | John Lucas  |     | Closed |      |
| 1705         | john.lucas@atlantic-oak.com | 2/12/2024 3:12:27 PM  | 4820: New mail sending system - Error handling in the send mail method                            | 4820         | New mail sending system                              | John Lucas  |     | Closed |      |
| 1704         | john.lucas@atlantic-oak.com | 2/12/2024 2:23:27 PM  | 4820: New mail sending system - Solution file checker   | 4820         | New mail sending system                              | John Lucas  |     | Closed |      |
| 1702         | john.lucas@atlantic-oak.com | 2/12/2024 7:39:19 PM  | 4821: Dynamics 2017 Deploy - Catch missing file   | 4821         | Dynamics 2017 1.1 deploy                             | John Myers  |     | Closed |      |
| 1700         | john.lucas@atlantic-oak.com | 2/12/2024 3:38:52 PM  | 3762: Send invoice as mail attachment - Include new methods into controller, add pattern to form  | 3762         | Send invoice as mail attachment                      | John Lucas  |     | Closed |      |
| 1697         | john.lucas@atlantic-oak.com | 2/12/2024 3:24:52 PM  | 4821: Dynamics 2017 1.1 - Add new file  | 4821         | Dynamics 2017 1.1 deploy                             | John Myers  |     | Closed |      |
| 1696         | john.lucas@atlantic-oak.com | 2/12/2024 3:28:23 PM  | 4821: Dynamics 2017 1.1 deploy - Remove 2017  | 4821         | Dynamics 2017 1.1 deploy                             | John Myers  |     | Closed |      |
| 1688         | john.lucas@atlantic-oak.com | 2/24/2024 11:28:17 PM | 4819: Add reason code to inventory adjustment report - Add role specific to the report            | 4819         | Add reason code to inventory adjustment report       | John Lucas  |     | Closed |      |
| 1682         | john.lucas@atlantic-oak.com | 2/24/2024 2:13:29 PM  | 4797: Vendor Collaboration - Use e-mail templates   | 4797         | Vendor Collaboration                                 | John Lucas  |     | Closed |      |
| 1681         | john.lucas@atlantic-oak.com | 2/24/2024 1:58:12 PM  | 4819: Add reason code to inventory adjustment report - include privilege and extended data        | 4819         | Add reason code to inventory adjustment report       | John Lucas  |     | Closed |      |
| 1680         | john.lucas@atlantic-oak.com | 2/23/2024 5:22:02 PM  | 4818: Send purchase order as mail attachment - setting code copy with new version                 | 4818         | Send purchase order as mail attachment               | John Lucas  |     | Closed |      |
| 1679         | john.lucas@atlantic-oak.com | 2/23/2024 5:21:39 PM  | 3762: Send invoice as mail attachment - security privilege improvement                            | 3762         | Send invoice as mail attachment                      | John Lucas  |     | Closed |      |
| 1678         | john.lucas@atlantic-oak.com | 2/23/2024 5:19:14 PM  | 4818: Send purchase order as mail attachment - logging  | 4818         | Send purchase order as mail attachment               | John Lucas  |     | Closed |      |
| 1677         | john.lucas@atlantic-oak.com | 2/19/2024 3:53:09 PM  | 3762: Send invoice as mail attachment - Added debug code  | 3762         | Send invoice as mail attachment                      | John Lucas  |     | Closed |      |
| 1676         | john.lucas@atlantic-oak.com | 2/19/2024 3:53:48 PM  | 3762: Send invoice as mail attachment - remove debug code   | 3762         | Send invoice as mail attachment                      | John Lucas  |     | Closed |      |
| 1668         | john.lucas@atlantic-oak.com | 2/13/2024 1:18:17 PM  | 4820: Dynamics Analytics Scanner - Add new  | 4820         | Dynamics Analytics Deployment                        | John Myers  |     | New    |      |
| 1667         | john.lucas@atlantic-oak.com | 2/13/2024 1:14:17 PM  | 4820: Dynamics Analytics Scanner Deploy   | 4820         | Dynamics Analytics Deployment                        | John Myers  |     | New    |      |
| 1661         | john.lucas@atlantic-oak.com | 2/12/2024 9:22:37 PM  | 4819: Add reason code to inventory adjustment report  | 4819         | Add reason code to inventory adjustment report       | John Lucas  |     | Closed |      |
| 1661         | john.lucas@atlantic-oak.com | 2/12/2024 3:34:42 PM  | 3762: Send invoice as mail attachment - Allow business an action form to send multiple mails      | 3762         | Send invoice as mail attachment                      | John Lucas  |     | Closed |      |
| 1661         | john.lucas@atlantic-oak.com | 2/12/2024 3:34:18 PM  | 3762: Send invoice as mail attachment - Setting code outside the loop as a possible fix           | 3762         | Send invoice as mail attachment                      | John Lucas  |     | Closed |      |

DEV history (S/HFC-D365FO/Trunk/10-Dev)



**Grid columns:**

**Changeset Id:** The id of the changeset.

**Owner:** username of the person that created the changeset.

**Created date time:** changeset creation date/time.

**Changeset comments:** changeset comments.

**Work item id:** the associated work item id.

**Description:** the work item description.

**Assigned to:** person responsible for the changeset.

**SME:** subject matter expert.










**Status:** status.

**Tags:** tags associated with the work item.

# Merge Candidate Forms

A merge candidates form will allow you to merge two branches.

### Toolbar buttons:

-  Changeset properties.
-  Files in changeset.
-  Link changeset(s) to work item.
-  Copy as table.
-  Preview merge script.
-  Batch merge/check in.
-  Remove changeset(s) from list.
-  Force merge.
-  Refresh.

The screenshot displays the 'DEV to TEST merge candidates' window. At the top, there are navigation tabs: 'Main', 'Forms', 'Reports', 'Build', 'Settings', and 'Help'. Below the tabs is a toolbar with icons for 'Work items and changesets', 'Edit', 'Merge', and 'View'. The main area contains a table with the following columns: 'Changeset id', 'Owner', 'Created date time', 'Changeset comments', 'Work item id', 'Description', 'Assigned to', 'SME', 'Status', and 'Tags'. The table lists various changesets, such as '4804 - Remove application folders' and '4801 - Dynamics 365 1.1 Update - Remove old version'. The status of these changesets varies, including 'Closed', 'New', and 'Deploy to TEST'. At the bottom of the window, the system tray shows the taskbar with search, application icons, and system clock (9:45 PM, 3/2/2024).



**Grid columns:**

**Changeset Id:** The id of the changeset.

**Owner:** username of the person that created the changeset.

**Created date time:** changeset creation date/time.

**Changeset comments:** changeset comments.

**Work item id:** the associated work item id.

**Description:** the work item description.

**Assigned to:** person responsible for the changeset.

**SME:** subject matter expert.

**Status:** status.

**Tags:** tags associated with the work item.

# Changeset properties

Displays a right pane with the files that are contained in the changeset.

The **changeset properties** command can be invoked in history and merge candidate forms by clicking this icon:



The screenshot shows the 'DEV history' window with a table of changesets. The table has columns for 'Changeset id', 'Owner', 'Created date time', 'Changeset comments', 'Work item id', and 'Description'. The selected changeset (1677) is highlighted in blue. To the right, a pane titled 'Changeset: 1677' shows the file structure of the changeset, including folders like '\$/HFC-D365FO/Trunk/10-Dev/Metadata/HFC/HFC/AsClass' and files like 'HFC\_InvoiceEmailProcessor.xml'.

| Changeset id | Owner                                  | Created date time      | Changeset comments   | Work item id | Description   |
|--------------|--|------------------------|--|--------------|---|
| 1782         | john.luciani@hormelcortfoodcompany.com | 2/28/2024 8:43:25 PM   | 4812 - E-mail templates - Remove temp file from Azure Storage                                      | 4812         | E-mail templates                                    |
| 1781         | john.luciani@hormelcortfoodcompany.com | 2/28/2024 8:28:58 PM   | 4838 - Audit ConfTable and VendTable - Clarify when logging certain types                          | 4838         | Audit ConfTable and VendTable                       |
| 1778         | prajeyan@hormelcortfoodcompany.com     | 2/26/2024 7:52:18 PM   | 4830 DimsFP 1.2.25 install   | 4830         | DimsFP 1.2.25 update                                |
| 1775         | john.luciani@hormelcortfoodcompany.com | 2/23/2024 8:03:18 PM   | 4828 - Create an extension on WorkflowCommentTrackingTable - Remove the update method code         | 4828         | Create an extension on WorkflowCommentTrackingTable |
| 1771         | john.luciani@hormelcortfoodcompany.com | 1/30/2024 10:28:13 PM  | 4829 - Log cleanup   | 4829         | Log cleanup   |
| 1769         | john.luciani@hormelcortfoodcompany.com | 1/24/2024 4:08:23 PM   | 4828 - Create an extension on WorkflowCommentTrackingTable   | 4828         | Create an extension on WorkflowCommentTrackingTable |
| 1761         | john.luciani@hormelcortfoodcompany.com | 1/16/2024 3:51:25 PM   | 4827 Dymasy 2401.1 install - Add new files   | 4827         | Dymasy 2401.1.2 deploy                              |
| 1760         | john.luciani@hormelcortfoodcompany.com | 1/16/2024 3:38:48 PM   | 4828 - Create an extension on WorkflowCommentTrackingTable   | 4828         | Create an extension on WorkflowCommentTrackingTable |
| 1758         | john.luciani@hormelcortfoodcompany.com | 1/11/2024 10:25:53 PM  | 4828 - Audit ConfTable and VendTable - Disable change tracking for log tables                      | 4828         | Audit ConfTable and VendTable                       |
| 1756         | john.luciani@hormelcortfoodcompany.com | 1/11/2024 9:26:20 PM   | 4828 - Audit ConfTable and VendTable - Check in missing object                                     | 4828         | Audit ConfTable and VendTable                       |
| 1754         | john.luciani@hormelcortfoodcompany.com | 1/11/2024 9:05:42 PM   | 4828 - Audit ConfTable and VendTable   | 4828         | Audit ConfTable and VendTable                       |
| 1749         | prajeyan@hormelcortfoodcompany.com     | 1/5/2024 5:01:28 PM    | 4825 Dymasy 2401 - Add new license file  | 4825         | Dymasy 2401 Deploy                                  |
| 1748         | prajeyan@hormelcortfoodcompany.com     | 1/5/2024 4:59:47 PM    | 4825 Dymasy 2401 - Remove old license file   | 4825         | Dymasy 2401 Deploy                                  |
| 1739         | john.luciani@hormelcortfoodcompany.com | 1/3/2024 9:42:45 PM    | 4824 - Remove updatable folders  | 4824         | Update pipelines to include DM TSE Enhancement      |
| 1732         | prajeyan@hormelcortfoodcompany.com     | 1/3/2024 4:16:21 PM    | 4825 Add Dymasy 2401 files to the tree   | 4825         | Dymasy 2401 Deploy                                  |
| 1731         | prajeyan@hormelcortfoodcompany.com     | 1/3/2024 4:08:08 PM    | 4825 Remove Dymasy 2310 files  | 4825         | Dymasy 2401 Deploy                                  |
| 1729         | john.luciani@hormelcortfoodcompany.com | 12/26/2023 4:08:21 PM  | 4818 - Send purchase order as mail attachment - Order items in log by created date time descending | 4818         | Send purchase order as mail attachment              |
| 1726         | prajeyan@hormelcortfoodcompany.com     | 12/17/2023 7:52:52 PM  | 4822 DimsFP 1.2.24 install flow 2023   | 4822         | DimsFP 1.2.24 deploy                                |
| 1724         | prajeyan@hormelcortfoodcompany.com     | 12/17/2023 4:13:30 PM  | 4822 install add of TSE files  | 4822         | TSE TSE Enhancement addition                        |
| 1711         | john.luciani@hormelcortfoodcompany.com | 11/29/2023 4:48:00 PM  | 3848 - RM and Open PO Lines Report Changes - corrected code that broke with 10.0.26                | 3848         | RM and Open PO Lines Report Changes                 |
| 1705         | john.luciani@hormelcortfoodcompany.com | 11/28/2023 4:12:27 PM  | 4822 - New mail sending system - Error handling in the send mail method                            | 4822         | New mail sending system                             |
| 1704         | john.luciani@hormelcortfoodcompany.com | 11/17/2023 2:23:51 PM  | 4822 - New mail sending system - Solution file checker   | 4822         | New mail sending system                             |
| 1702         | prajeyan@hormelcortfoodcompany.com     | 11/6/2023 7:35:19 PM   | 4821 Dymasy 2310 Deploy - Catch missing files  | 4821         | Dymasy 2310 1.1 deploy                              |
| 1700         | john.luciani@hormelcortfoodcompany.com | 11/6/2023 3:58:52 PM   | 3762 - Send invoice as mail attachment - include file methods into controller, add pattern to form | 3762         | Send invoice as mail attachment                     |
| 1697         | prajeyan@hormelcortfoodcompany.com     | 11/5/2023 8:04:52 PM   | 4821 - Dymasy 2310 1.1 - Add new files   | 4821         | Dymasy 2310 1.1 1.1 deploy                          |
| 1696         | prajeyan@hormelcortfoodcompany.com     | 10/31/2023 3:28:23 PM  | 4821 - Dymasy 2310 1.1 deploy - Remove 2307  | 4821         | Dymasy 2310 1.1 1.1 deploy                          |
| 1692         | john.luciani@hormelcortfoodcompany.com | 10/24/2023 11:20:57 PM | 4819 - Add reason code to inventory adjustment report - Add role specific to the report            | 4819         | Add reason code to inventory adjustment report      |
| 1687         | john.luciani@hormelcortfoodcompany.com | 10/24/2023 1:58:52 PM  | 4797 - Vendor Collaboration - Use e-mail templates   | 4797         | Vendor Collaboration                                |
| 1681         | john.luciani@hormelcortfoodcompany.com | 10/24/2023 1:58:52 PM  | 4819 - Add reason code to inventory adjustment report - include privilege and extended duties      | 4819         | Add reason code to inventory adjustment report      |
| 1680         | john.luciani@hormelcortfoodcompany.com | 10/23/2023 6:52:02 PM  | 4818 - Send purchase order as mail attachment - testing code comp with new version                 | 4818         | Send purchase order as mail attachment              |
| 1679         | john.luciani@hormelcortfoodcompany.com | 10/23/2023 5:21:39 PM  | 3762 - Send invoice as mail attachment - security privilege improvement                            | 3762         | Send invoice as mail attachment                     |
| 1678         | john.luciani@hormelcortfoodcompany.com | 10/23/2023 5:19:51 PM  | 4818 - Send purchase order as mail attachment - logging  | 4818         | Send purchase order as mail attachment              |
| 1677         | john.luciani@hormelcortfoodcompany.com | 10/19/2023 3:53:28 PM  | 3762 - Send invoice as mail attachment - Added debug code  | 3762         | Send invoice as mail attachment                     |
| 1676         | john.luciani@hormelcortfoodcompany.com | 10/13/2023 3:53:48 PM  | 3762 - Send invoice as mail attachment - remove debug code   | 3762         | Send invoice as mail attachment                     |
| 1668         | prajeyan@hormelcortfoodcompany.com     | 10/12/2023 11:55:51 PM | 4820 Dymasy Analytics license - Add new  | 4820         | Dymasy Analytics deployment                         |
| 1667         | prajeyan@hormelcortfoodcompany.com     | 10/12/2023 11:44:31 PM | 4820 Dymasy Analytics license deploy   | 4820         | Dymasy Analytics deployment                         |
| 1663         | john.luciani@hormelcortfoodcompany.com | 10/9/2023 8:02:27 PM   | 4819 - Add reason code to inventory adjustment report  | 4819         | Add reason code to inventory adjustment report      |
| 1662         | john.luciani@hormelcortfoodcompany.com | 10/5/2023 3:26:14 PM   | 3762 - Send invoice as mail attachment - Allow buttons on admin form to send multiple mails        | 3762         | Send invoice as mail attachment                     |

# Files in changeset

Displays a simplified list of all the files in the changeset or changesets that have been selected by marking the checkbox on the left.

The **files in changeset** command can be invoked in history and merge candidate forms by clicking this icon:



The screenshot shows the 'Cordova - D365F&O TFVC DevOps Management' application. The main window displays a table of changesets with columns for 'Changeset id', 'Owner', 'Created date time', 'Changeset comments', 'Work Item id', and 'Description'. A secondary window titled 'Files in changesets' is open, showing a list of files with columns for 'File name' and 'File type'. The files listed include various SQL scripts and configuration files related to Dynamics AX.

### Toolbar buttons:



Copy as table.



# Link changeset(s) to work item

Links a changeset or changesets to an existing work item.

The **link changeset(s) to work item** command can be invoked in history and merge candidate forms by clicking this icon:

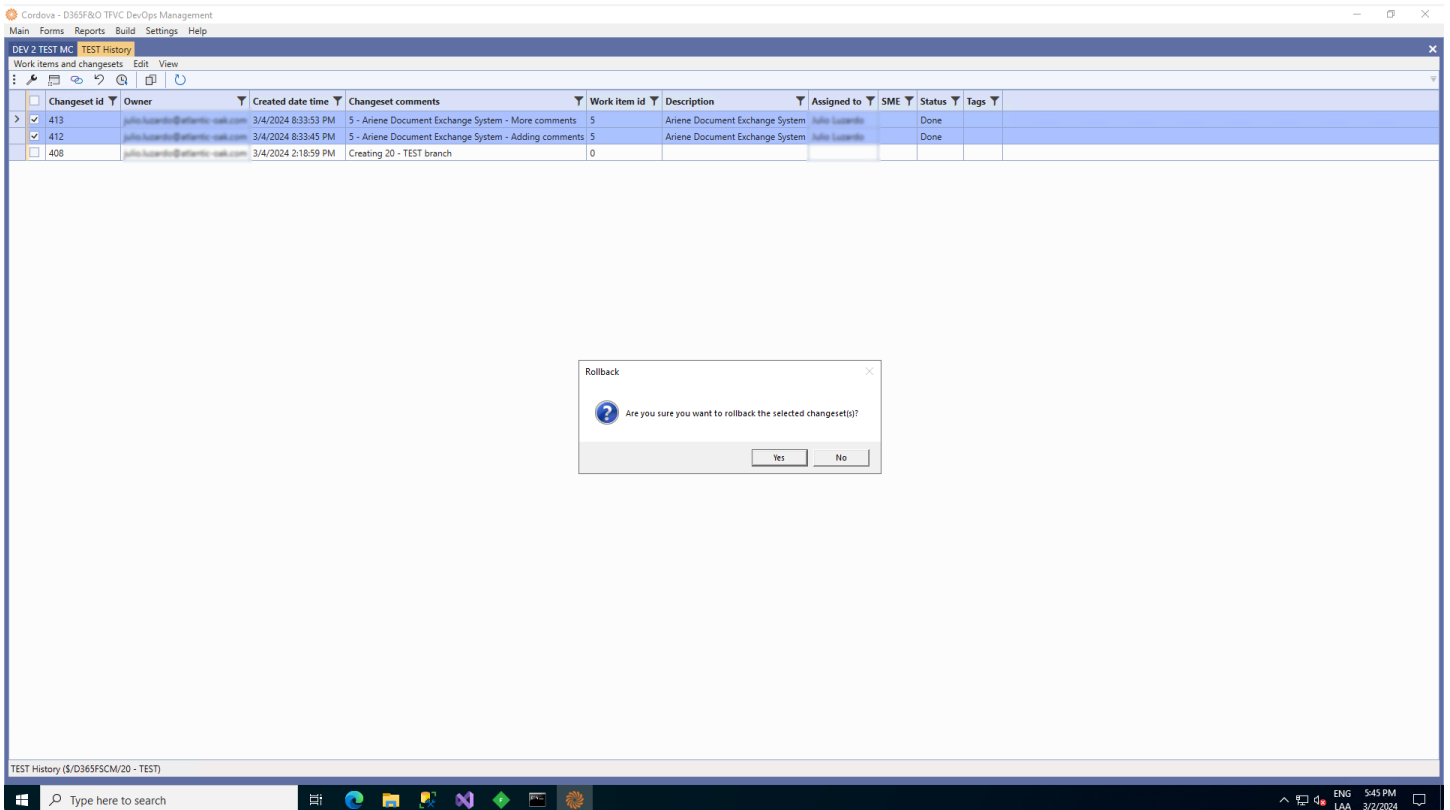


The screenshot shows the 'DEV to TEST merge candidates' window in the Cordova TFVC Management System. The window displays a table with columns for 'Changeset id', 'Owner', 'Created date time', 'Changeset comments', 'Work item id', 'Description', 'Assigned to', 'SME', 'Status', and 'Tags'. A dialog box titled 'Link changeset(s) to work item' is open over the table, containing two input fields: 'Changeset(s) id(s):' with the value '1483,1484,1487,1739' and 'Work item id:'. The dialog has 'OK' and 'Cancel' buttons.

# Rollback changesets

Rolls back changesets that have been selected by marking the checkbox on the left.

The **rollback changesets** command can be invoked in history forms by clicking this icon:

The screenshot shows a web application window titled 'DEV & TEST MC TEST History'. The main content is a table with the following columns: 'Changeset id', 'Owner', 'Created date time', 'Changeset comments', 'Work item id', 'Description', 'Assigned to', 'SME', 'Status', and 'Tags'. Three rows are visible, with the first two rows having their checkboxes selected. A 'Rollback' dialog box is open in the center of the screen, containing a question mark icon and the text 'Are you sure you want to rollback the selected changeset(s)?'. Below the text are 'Yes' and 'No' buttons.

| Changeset id | Owner                        | Created date time   | Changeset comments                                    | Work item id | Description                     | Assigned to                  | SME | Status | Tags |
|--------------|------------------------------|---------------------|---|--------------|---------------------------------|------------------------------|-----|--------|------|
| 413          | ajlu.luzarr@atlantic-oak.com | 3/4/2024 8:33:53 PM | 5 - Ariene Document Exchange System - More comments   | 5            | Ariene Document Exchange System | ajlu.luzarr@atlantic-oak.com |     | Done   |      |
| 412          | ajlu.luzarr@atlantic-oak.com | 3/4/2024 8:33:45 PM | 5 - Ariene Document Exchange System - Adding comments | 5            | Ariene Document Exchange System | ajlu.luzarr@atlantic-oak.com |     | Done   |      |
| 408          | ajlu.luzarr@atlantic-oak.com | 3/4/2024 2:18:59 PM | Creating 20 - TEST branch                             | 0            |                                 |                              |     |        |      |

Once you initiate a rollback operation, the system will prompt you to confirm the rollback of the selected changesets.





Once the rollbacks have been finished the system will show you the merge log of the operation.

The screenshot shows a web application window titled "Cordova - D365F&O TFVC DevOps Management". The main content area displays a "Merge log" table with the following data:

| Log id | Batch id | Created date time   | Source branch | Source Changeset id | Target branch | Target Changeset id | Comments   | Work item id | Work item description           | Merge type | Merged                              | Checked in                          |
|--------|----------|---------------------|---------------|---------------------|---------------|---------------------|--|--------------|---------------------------------|------------|-------------------------------------|-------------------------------------|
| 3      | 2        | 3/4/2024 8:35:32 PM | TEST          | 413                 | TEST          | 414                 | ROLLBACK CS413 - 5 - Ariene Document Exchange System - More comments   | 5            | Ariene Document Exchange System | Rollback   | <input checked="" type="checkbox"/> | <input checked="" type="checkbox"/> |
| 4      | 2        | 3/4/2024 8:35:34 PM | TEST          | 412                 | TEST          | 415                 | ROLLBACK CS412 - 5 - Ariene Document Exchange System - Adding comments | 5            | Ariene Document Exchange System | Rollback   | <input checked="" type="checkbox"/> | <input checked="" type="checkbox"/> |

The system will automatically check in the comments for the rollback. A "ROLLBACK" text in capital letters followed by CS and the changeset number that was rolled back plus the original description of the changeset.

# Pending changes

Displays a right pane with a hierarchical list of all the pending changes in the workspace.

The **pending changes** command can be invoked in history forms by clicking this icon:



The screenshot shows the 'DEV history' window with a table of changes and a 'Pending changes' pane on the right.

| Changeset id | Owner                                | Created date time      | Changeset comments   | Work item id |
|--------------|--------------------------------------|------------------------|--|--------------|
| 1789         | john.luciani@thornettfoodcompany.com | 3/28/2024 6:43:23 PM   | 4812 - E-mail templates - Remove log file from Azure Storage                                       | 4812         |
| 1791         | john.luciani@thornettfoodcompany.com | 3/28/2024 6:28:08 PM   | 4838 - Audit CurfTable and NewState - Clarify when logging certain types                           | 4838         |
| 1776         | prayer@thornettfoodcompany.com       | 3/9/2024 7:52:18 PM    | 4830 [Duo]P 1.2.25 install   | 4830         |
| 1775         | john.luciani@thornettfoodcompany.com | 3/10/2024 9:55:18 PM   | 4838 - Create an extension on WorkflowCommentFacingTable - Remove the update method code           | 4838         |
| 1771         | john.luciani@thornettfoodcompany.com | 3/10/2024 10:38:13 PM  | 4838 - Log cleanup   | 4838         |
| 1788         | john.luciani@thornettfoodcompany.com | 3/14/2024 4:28:53 PM   | 4838 - Create an extension on WorkflowCommentFacingTable   | 4838         |
| 1791         | john.luciani@thornettfoodcompany.com | 3/16/2024 3:11:20 PM   | 4837 [Duo]P 1.2 install - Add new files  | 4837         |
| 1790         | john.luciani@thornettfoodcompany.com | 3/16/2024 3:10:40 PM   | 4837 [Duo]P 1.2 deploy - Remove 2407   | 4837         |
| 1792         | john.luciani@thornettfoodcompany.com | 3/11/2024 10:25:03 PM  | 4838 - Audit CurfTable and NewState - Disable change tracking for log tables                       | 4838         |
| 1796         | john.luciani@thornettfoodcompany.com | 3/11/2024 9:35:33 PM   | 4838 - Audit CurfTable and NewState - Check in missing object                                      | 4838         |
| 1794         | john.luciani@thornettfoodcompany.com | 3/11/2024 9:05:42 PM   | 4838 - Audit CurfTable and NewState  | 4838         |
| 1749         | prayer@thornettfoodcompany.com       | 3/5/2024 5:01:28 PM    | 4825 [Duo]P 2407 - Add new license file  | 4825         |
| 1748         | john.luciani@thornettfoodcompany.com | 3/5/2024 4:58:47 PM    | 4825 [Duo]P 2407 - Remove old license file   | 4825         |
| 1739         | john.luciani@thornettfoodcompany.com | 3/10/2024 9:42:45 PM   | 4838 - Remove application folders  | 4838         |
| 1732         | prayer@thornettfoodcompany.com       | 3/10/2024 4:16:21 PM   | 4825 - Add [Duo]P 2407 files to the tree   | 4825         |
| 1731         | prayer@thornettfoodcompany.com       | 3/10/2024 4:04:08 PM   | 4825 - Remove [Duo]P 2310 files  | 4825         |
| 1729         | john.luciani@thornettfoodcompany.com | 3/10/2024 4:08:37 PM   | 4818 - Send purchase order as mail attachment - Order items in log by created date time descending | 4818         |
| 1716         | prayer@thornettfoodcompany.com       | 12/7/2023 7:52:52 PM   | 4833 [Duo]P 1.2.24 install Nov 2023  | 4833         |
| 1714         | prayer@thornettfoodcompany.com       | 12/7/2023 4:13:30 PM   | 4832 Initial add of TUI files  | 4832         |
| 1711         | john.luciani@thornettfoodcompany.com | 11/20/2023 4:46:00 PM  | 3846 - Hit and Open PD Lines Report Changes - corrected code that broke with 10.0.38               | 3846         |
| 1705         | john.luciani@thornettfoodcompany.com | 11/8/2023 6:13:27 PM   | 4833 - New mail sending system - Error handling in the send mail method                            | 4833         |
| 1704         | john.luciani@thornettfoodcompany.com | 11/7/2023 2:23:21 PM   | 4833 - New mail sending system - Solution file checker   | 4833         |
| 1702         | prayer@thornettfoodcompany.com       | 11/6/2023 7:39:19 PM   | 4821 [Duo]P 2310 Deploy - Catch missing files  | 4821         |
| 1700         | john.luciani@thornettfoodcompany.com | 11/6/2023 3:28:52 PM   | 3762 - Send invoice as mail attachment - include two methods into controller, add pattern to form  | 3762         |
| 1687         | prayer@thornettfoodcompany.com       | 11/5/2023 8:04:52 PM   | 4821 - [Duo]P 2310 1.1 - Add new files   | 4821         |
| 1686         | prayer@thornettfoodcompany.com       | 10/31/2023 3:28:23 PM  | 4821 - [Duo]P 2310 1.1 deploy - Remove 2307  | 4821         |
| 1680         | john.luciani@thornettfoodcompany.com | 10/24/2023 11:25:57 PM | 4819 - Add reason code to inventory adjustment report - Add site specific to the report            | 4819         |
| 1682         | john.luciani@thornettfoodcompany.com | 10/24/2023 2:15:20 PM  | 4787 - Vendor Collaboration - Use e-mail templates   | 4787         |
| 1681         | john.luciani@thornettfoodcompany.com | 10/24/2023 1:58:52 PM  | 4819 - Add reason code to inventory adjustment report - include privilege and extended duties      | 4819         |
| 1680         | john.luciani@thornettfoodcompany.com | 10/23/2023 6:52:02 PM  | 4819 - Send purchase order as mail attachment - testing code comp with new version                 | 4819         |
| 1679         | john.luciani@thornettfoodcompany.com | 10/23/2023 5:21:39 PM  | 3762 - Send invoice as mail attachment - security privilege improvement                            | 3762         |
| 1678         | john.luciani@thornettfoodcompany.com | 10/23/2023 5:18:51 PM  | 4818 - Send purchase order as mail attachment - Logging  | 4818         |
| 1677         | john.luciani@thornettfoodcompany.com | 10/19/2023 3:53:09 PM  | 3762 - Send invoice as mail attachment - Added debug code  | 3762         |
| 1676         | john.luciani@thornettfoodcompany.com | 10/13/2023 5:55:48 PM  | 3762 - Send invoice as mail attachment - remove debug code   | 3762         |
| 1668         | prayer@thornettfoodcompany.com       | 10/12/2023 1:15:31 PM  | 4833 [Duo]P Analytics license - Add new  | 4833         |
| 1667         | prayer@thornettfoodcompany.com       | 10/12/2023 1:14:31 PM  | 4833 [Duo]P Analytics license deploy   | 4833         |
| 1665         | john.luciani@thornettfoodcompany.com | 10/9/2023 9:02:37 PM   | 4819 - Add reason code to inventory adjustment report  | 4819         |
| 1663         | john.luciani@thornettfoodcompany.com | 10/5/2023 3:26:14 PM   | 3762 - Send invoice as mail attachment - Allow buttons on admin form to send multiple mails        | 3762         |

The 'Pending changes' pane on the right shows a hierarchical list of changes in the workspace, including a folder for 'C:\Users\Admin721046331\source\repos\ADO4819\_AddReasonCodeToInvAdj' and a file named 'ADO4819\_AddReasonCodeToInvAdj.sln'.

# Copy as table

Copies an HTML table representation of the changesets that have been selected by marking the checkbox on the left. Useful for communicating code promotions to your team as the HTML table can be pasted into e-mails.

The **copy as table** command can be invoked in several types of forms forms by clicking this icon:



Test deployment - Message (HTML)

From: julio@bootes.co  
To: someone@somecompany.com  
Subject: Test deployment

Hi,

These changesets have been promoted to UAT and will soon be deployed:

| Log id | Batch id | Created date time | Source branch | Source changeset id | Target branch | Target changeset id | Comments  | Work item id | Work item description                          | Merge type |
|--------|----------|-------------------|---------------|---------------------|---------------|---------------------|---|--------------|--|------------|
| 6025   | 22       | 10/04/23 14:16:23 | DEV           | 1661                | TEST          | 1662                | 3762 - Send invoice as mail attachment - Taking code outside the loop as a possible fix     | 3762         | Send invoice as mail attachment                | Merge      |
| 7025   | 23       | 10/05/23 15:37:21 | DEV           | 1663                | TEST          | 1664                | 3762 - Send invoice as mail attachment - Allow buttons on admin form to send multiple mails | 3762         | Send invoice as mail attachment                | Merge      |
| 8025   | 24       | 10/10/23 21:56:27 | DEV           | 1665                | TEST          | 1666                | 4819 - Add reason code to inventory adjustment report                                       | 4819         | Add reason code to inventory adjustment report | Merge      |

Best Regards,

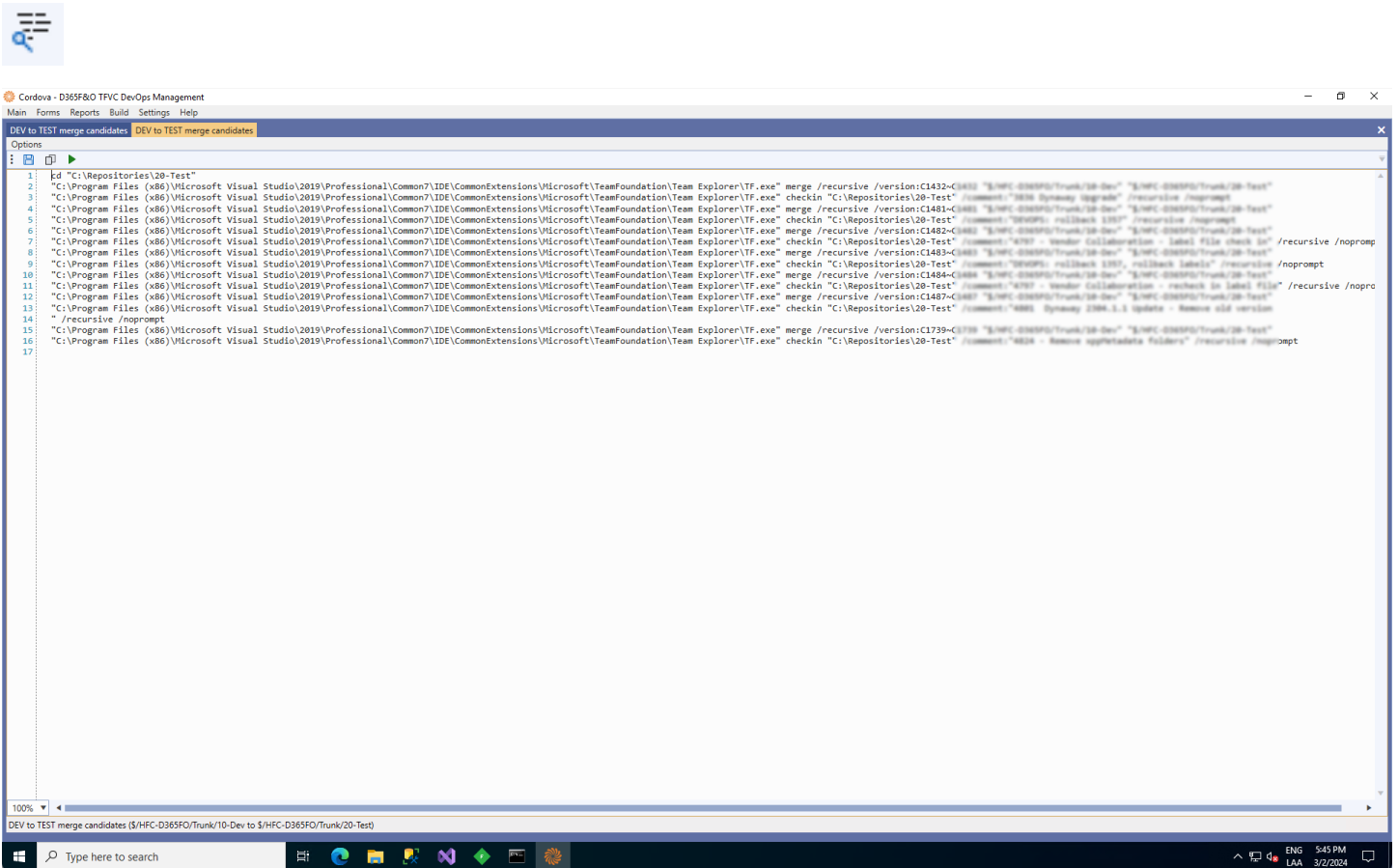
Julio Luzardo

10685 Hazelnurst Drive Suite 826424  
Houston, Texas 77043  
O: +1 (470) 582-0912 Ext. 456  
M: +1 (470) 552-0002  
<http://www.bootes.co>

# Preview merge script

Allows you to preview a TF.exe merge and check in script that you can copy or save. Useful if you want to run the script using TF.exe.

The **preview merge script** command can be invoked in merge candidate forms by clicking this icon:



# Merge

Allows you to quickly merge and check in a changeset or several changesets at once.

The **merge** command can be invoked in merge candidate forms by clicking this icon:



The screenshot shows the 'DEV 2 TEST Merge Candidates' window. The table lists various changesets with columns for 'Changeset id', 'Owner', 'Created date time', 'Changeset comments', 'Work item id', 'Description', 'Assigned to', 'SME', 'Status', and 'Tags'. A 'Merge' dialog box is open in the center, asking 'Are you sure you want to merge the selected changesets?' with 'Yes' and 'No' buttons.

| Changeset id | Owner | Created date time     | Changeset comments   | Work item id | Description                     | Assigned to | SME | Status | Tags |
|--------------|-------|-----------------------|--|--------------|---------------------------------|-------------|-----|--------|------|
| 471          |       | 3/10/2024 2:58:14 PM  | 5 - Ariene Document Exchange System - Create workflows that execute immediately upon triggering events.      | 5            | Ariene Document Exchange System |             |     | Done   |      |
| 470          |       | 3/10/2024 2:57:38 PM  | 5 - Ariene Document Exchange System - Restrict access to specific fields based on user roles.                | 5            | Ariene Document Exchange System |             |     | Done   |      |
| 469          |       | 3/10/2024 2:56:40 PM  | 5 - Ariene Document Exchange System - Retrieve data using FetchXML queries.                                  | 5            | Ariene Document Exchange System |             |     | Done   |      |
| 468          |       | 3/10/2024 2:55:31 PM  | 3 - Cordova - Define new entities to store custom data.  | 3            | Cordova                         |             |     | Done   |      |
| 467          |       | 3/10/2024 2:54:48 PM  | 5 - Ariene Document Exchange System - Modify existing business process flows to match business requirements. | 5            | Ariene Document Exchange System |             |     | Done   |      |
| 466          |       | 3/10/2024 2:50:30 PM  | 3 - Cordova - Modify the layout and behavior of entity forms using the form designer.                        | 3            | Cordova                         |             |     | Done   |      |
| 465          |       | 3/10/2024 2:49:32 PM  | 3 - Cordova - Add custom buttons to the ribbon for specific actions.   | 3            | Cordova                         |             |     | Done   |      |
| 464          |       | 3/10/2024 2:48:44 PM  | 5 - Ariene Document Exchange System - Develop custom reports using SQL Server Reporting Services (SSRS).     | 5            | Ariene Document Exchange System |             |     | Done   |      |
| 463          |       | 3/10/2024 2:47:56 PM  | 5 - Ariene Document Exchange System - Modify system views to display relevant data.                          | 5            | Ariene Document Exchange System |             |     | Done   |      |
| 462          |       | 3/10/2024 2:46:58 PM  | 3 - Cordova - Customize the web client using JavaScript and HTML.  | 3            | Cordova                         |             |     | Done   |      |
| 461          |       | 3/10/2024 2:46:17 PM  | 5 - Ariene Document Exchange System - Validate data before saving records.                                   | 5            | Ariene Document Exchange System |             |     | Done   |      |
| 460          |       | 3/10/2024 2:45:23 PM  | 3 - Cordova - Use Azure Logic Apps, Functions, or Service Bus for integration.                               | 3            | Cordova                         |             |     | Done   |      |
| 459          |       | 3/10/2024 2:44:02 PM  | 3 - Cordova - Add JavaScript code to forms for client-side logic.  | 3            | Cordova                         |             |     | Done   |      |
| 458          |       | 3/10/2024 2:43:10 PM  | 5 - Ariene Document Exchange System - Develop custom workflows for specific scenarios.                       | 5            | Ariene Document Exchange System |             |     | Done   |      |
| 457          |       | 3/10/2024 2:42:16 PM  | 5 - Ariene Document Exchange System - Define ownership and sharing rules.                                    | 5            | Ariene Document Exchange System |             |     | Done   |      |
| 456          |       | 3/10/2024 2:41:26 PM  | 3 - Cordova - Design and configure business process flows.   | 3            | Cordova                         |             |     | Done   |      |
| 455          |       | 3/10/2024 2:40:42 PM  | 5 - Ariene Document Exchange System - Write plugins to extend system capabilities.                           | 5            | Ariene Document Exchange System |             |     | Done   |      |
| 454          |       | 3/10/2024 2:39:51 PM  | 5 - Ariene Document Exchange System - Define custom actions for user interactions.                           | 5            | Ariene Document Exchange System |             |     | Done   |      |
| 453          |       | 3/10/2024 2:11:51 PM  | 5 - Ariene Document Exchange System - Organize users into groups.  | 5            | Ariene Document Exchange System |             |     | Done   |      |
| 452          |       | 3/10/2024 2:11:02 PM  | 5 - Ariene Document Exchange System - Arrange navigation pane items.   | 5            | Ariene Document Exchange System |             |     | Done   |      |
| 451          |       | 3/10/2024 2:10:10 PM  | 5 - Ariene Document Exchange System - Connect Dynamics 365 to external systems.                              | 5            | Ariene Document Exchange System |             |     | Done   |      |
| 450          |       | 3/10/2024 2:09:26 PM  | 3 - Cordova - Design personalized views and dashboards for users.  | 3            | Cordova                         |             |     | Done   |      |
| 449          |       | 3/10/2024 2:08:32 PM  | 5 - Ariene Document Exchange System - Define business rules to enforce data validation and logic.            | 5            | Ariene Document Exchange System |             |     | Done   |      |
| 448          |       | 3/10/2024 2:04:02 PM  | 5 - Ariene Document Exchange System - Set up email templates for communication.                              | 5            | Ariene Document Exchange System |             |     | Done   |      |
| 447          |       | 3/10/2024 2:02:36 PM  | 5 - Ariene Document Exchange System - Set up parent-child relationships for security.                        | 5            | Ariene Document Exchange System |             |     | Done   |      |
| 446          |       | 3/10/2024 2:01:45 PM  | 3 - Cordova - Design and configure business process flows for guided user interactions.                      | 3            | Cordova                         |             |     | Done   |      |
| 445          |       | 3/10/2024 2:00:43 PM  | 5 - Ariene Document Exchange System - Configure lookup fields to display related records.                    | 5            | Ariene Document Exchange System |             |     | Done   |      |
| 444          |       | 3/10/2024 1:59:21 PM  | 5 - Ariene Document Exchange System - Create custom reports using FetchXML queries.                          | 5            | Ariene Document Exchange System |             |     | Done   |      |
| 443          |       | 3/10/2024 1:58:06 PM  | 5 - Ariene Document Exchange System - Automate processes using Power Automate.                               | 5            | Ariene Document Exchange System |             |     | Done   |      |
| 442          |       | 3/10/2024 1:55:06 AM  | 3 - Cordova - Define custom actions to perform specific tasks.   | 3            | Cordova                         |             |     | Done   |      |
| 441          |       | 3/10/2024 11:53:00 AM | 5 - Ariene Document Exchange System - Design a custom workflow to automate business processes.               | 5            | Ariene Document Exchange System |             |     | Done   |      |
| 440          |       | 3/10/2024 11:47:09 AM | 5 - Ariene Document Exchange System - Prevent duplicate records.   | 5            | Ariene Document Exchange System |             |     | Done   |      |
| 439          |       | 3/10/2024 11:45:20 AM | 5 - Ariene Document Exchange System - Develop plugins for data synchronization.                              | 5            | Ariene Document Exchange System |             |     | Done   |      |
| 438          |       | 3/10/2024 11:36:58 AM | 3 - Cordova - Enable auditing and track changes to records.  | 3            | Cordova                         |             |     | Done   |      |
| 437          |       | 3/10/2024 11:35:32 AM | 5 - Ariene Document Exchange System - Modify quick create forms for efficiency.                              | 5            | Ariene Document Exchange System |             |     | Done   |      |
| 436          |       | 3/10/2024 11:33:55 AM | 5 - Ariene Document Exchange System - Define multi-select fields.  | 5            | Ariene Document Exchange System |             |     | Done   |      |
| 435          |       | 3/10/2024 11:32:31 AM | 3 - Cordova - Set up security roles and configure access rights.   | 3            | Cordova                         |             |     | Done   |      |
| 434          |       | 3/10/2024 11:31:21 AM | 3 - Cordova - Use web services or custom connectors to integrate with other applications.                    | 3            | Cordova                         |             |     | Done   |      |
| 433          |       | 3/10/2024 11:28:08 AM | 5 - Ariene Document Exchange System - Design mobile-friendly forms.  | 5            | Ariene Document Exchange System |             |     | Done   |      |

The system will prompt you: **“Are you sure you want to merge the selected changesets?”**.

## Cordova TFVC Management System

If the system detects a conflict during the merge, you will be presented with this screen.

| Origin changeset | Destination changeset | Suggested action | File name            | Server path   |
|------------------|-----------------------|------------------|----------------------|---|
| 441              | 408                   | Keep origin file | AODXSendFileInfo.xml | \$/D365FSCM/20 - TEST/Main/Metadata/ATLODEX/Av/Class/ |

It will suggest which file to keep and mark the corresponding button in green. You can also click on the **View the differences** button or use a merge tool to do a three-way merge (Merge changes in merge tool).



# Cordova TFVC Management System

Once the operation has completed successfully you will be presented with a merge log screen.

Cordova - D365F&O TFVC DevOps Management

Main Forms Reports Build Settings Help

DEV 2 TEST Merge Candidates Merge log

| Log id | Batch id | Created date time    | Source branch | Source Changeset id | Target branch | Target Changeset id | Comments   | Work item id | Work item description           | Merge type | Merged                              | Checked in                          |
|--------|----------|----------------------|---------------|---------------------|---------------|---------------------|--|--------------|---------------------------------|------------|-------------------------------------|-------------------------------------|
| 1004   | 7        | 3/10/2024 3:29:34 PM | DEV           | 441                 |               | 472                 | 5 - Ariene Document Exchange System - Design a custom workflow to automate business processes. | 5            | Ariene Document Exchange System | Merge      | <input checked="" type="checkbox"/> | <input checked="" type="checkbox"/> |
| 1005   | 7        | 3/10/2024 3:29:37 PM | DEV           | 445                 |               | 473                 | 5 - Ariene Document Exchange System - Configure lookup fields to display related records.      | 5            | Ariene Document Exchange System | Merge      | <input checked="" type="checkbox"/> | <input checked="" type="checkbox"/> |
| 1006   | 7        | 3/10/2024 3:29:40 PM | DEV           | 446                 |               | 474                 | 3 - Cordova - Design and configure business process flows for guided user interactions.        | 3            | Cordova                         | Merge      | <input checked="" type="checkbox"/> | <input checked="" type="checkbox"/> |
| 1007   | 7        | 3/10/2024 3:29:44 PM | DEV           | 448                 |               | 475                 | 5 - Ariene Document Exchange System - Set up email templates for communication.                | 5            | Ariene Document Exchange System | Merge      | <input checked="" type="checkbox"/> | <input checked="" type="checkbox"/> |
| 1008   | 7        | 3/10/2024 3:29:46 PM | DEV           | 450                 |               | 476                 | 3 - Cordova - Design personalized views and dashboards for users.                              | 3            | Cordova                         | Merge      | <input checked="" type="checkbox"/> | <input checked="" type="checkbox"/> |
| 1009   | 7        | 3/10/2024 3:29:49 PM | DEV           | 453                 |               | 477                 | 5 - Ariene Document Exchange System - Organize users into business units and teams.            | 5            | Ariene Document Exchange System | Merge      | <input checked="" type="checkbox"/> | <input checked="" type="checkbox"/> |
| 1010   | 7        | 3/10/2024 3:29:53 PM | DEV           | 461                 |               | 478                 | 5 - Ariene Document Exchange System - Validate data before saving records.                     | 5            | Ariene Document Exchange System | Merge      | <input checked="" type="checkbox"/> | <input checked="" type="checkbox"/> |
| 1011   | 7        | 3/10/2024 3:29:55 PM | DEV           | 465                 |               | 479                 | 3 - Cordova - Add custom buttons to the ribbon for specific actions                            | 3            | Cordova                         | Merge      | <input checked="" type="checkbox"/> | <input checked="" type="checkbox"/> |
| 1012   | 7        | 3/10/2024 3:29:58 PM | DEV           | 466                 |               | 480                 | 3 - Cordova - Modify the layout and behavior of entity forms using the form designer.          | 3            | Cordova                         | Merge      | <input checked="" type="checkbox"/> | <input checked="" type="checkbox"/> |
| 1013   | 7        | 3/10/2024 3:30:01 PM | DEV           | 469                 |               | 481                 | 5 - Ariene Document Exchange System - Retrieve data using FetchXML queries.                    | 5            | Ariene Document Exchange System | Merge      | <input checked="" type="checkbox"/> | <input checked="" type="checkbox"/> |

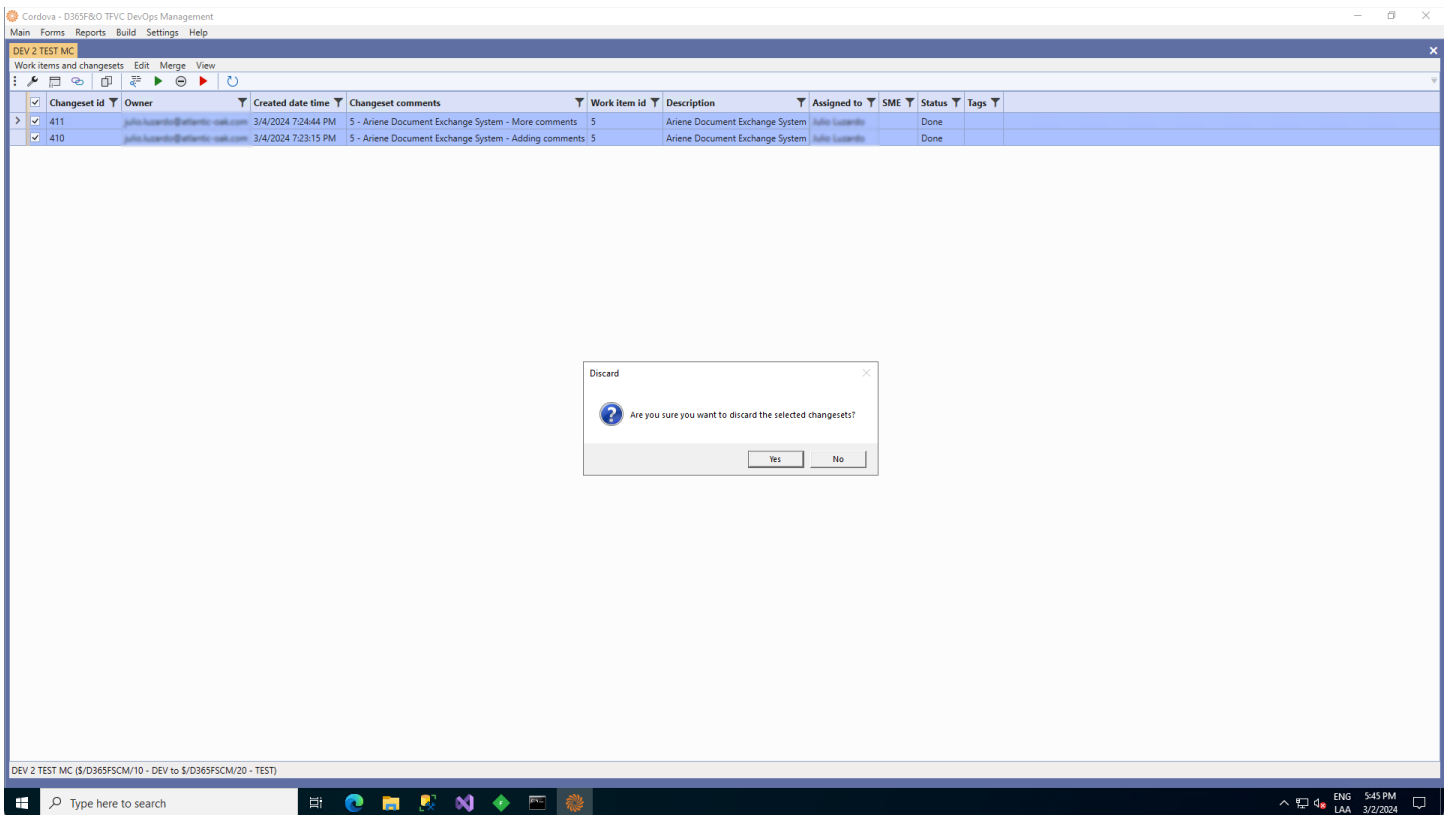
Type here to search

ENG 3:30 PM  
LAA 3/10/2024

# Remove changeset(s) from list

Removes the marked changesets from the merge candidates list.

The **remove changeset(s) from list** command can be invoked in merge candidate forms by clicking this icon:

The screenshot shows a web application window titled 'Cordova - D365F&O TFVC DevOps Management'. The main content area displays a table of changesets. Two rows are selected, and a 'Discard' dialog box is open in the foreground, asking 'Are you sure you want to discard the selected changesets?' with 'Yes' and 'No' buttons.

| Changeset id | Owner                          | Created date time   | Changeset comments                                    | Work item id | Description                     | Assigned to   | SME           | Status | Tags |
|--------------|--------------------------------|---------------------|---|--------------|---------------------------------|---------------|---------------|--------|------|
| 411          | julio.luzardo@atlantic-oak.com | 3/4/2024 7:24:44 PM | 5 - Ariene Document Exchange System - More comments   | 5            | Ariene Document Exchange System | julio.luzardo | julio.luzardo | Done   |      |
| 410          | julio.luzardo@atlantic-oak.com | 3/4/2024 7:23:15 PM | 5 - Ariene Document Exchange System - Adding comments | 5            | Ariene Document Exchange System | julio.luzardo | julio.luzardo | Done   |      |

The system will prompt you: **“Are you sure you want to discard the selected changesets?”**.





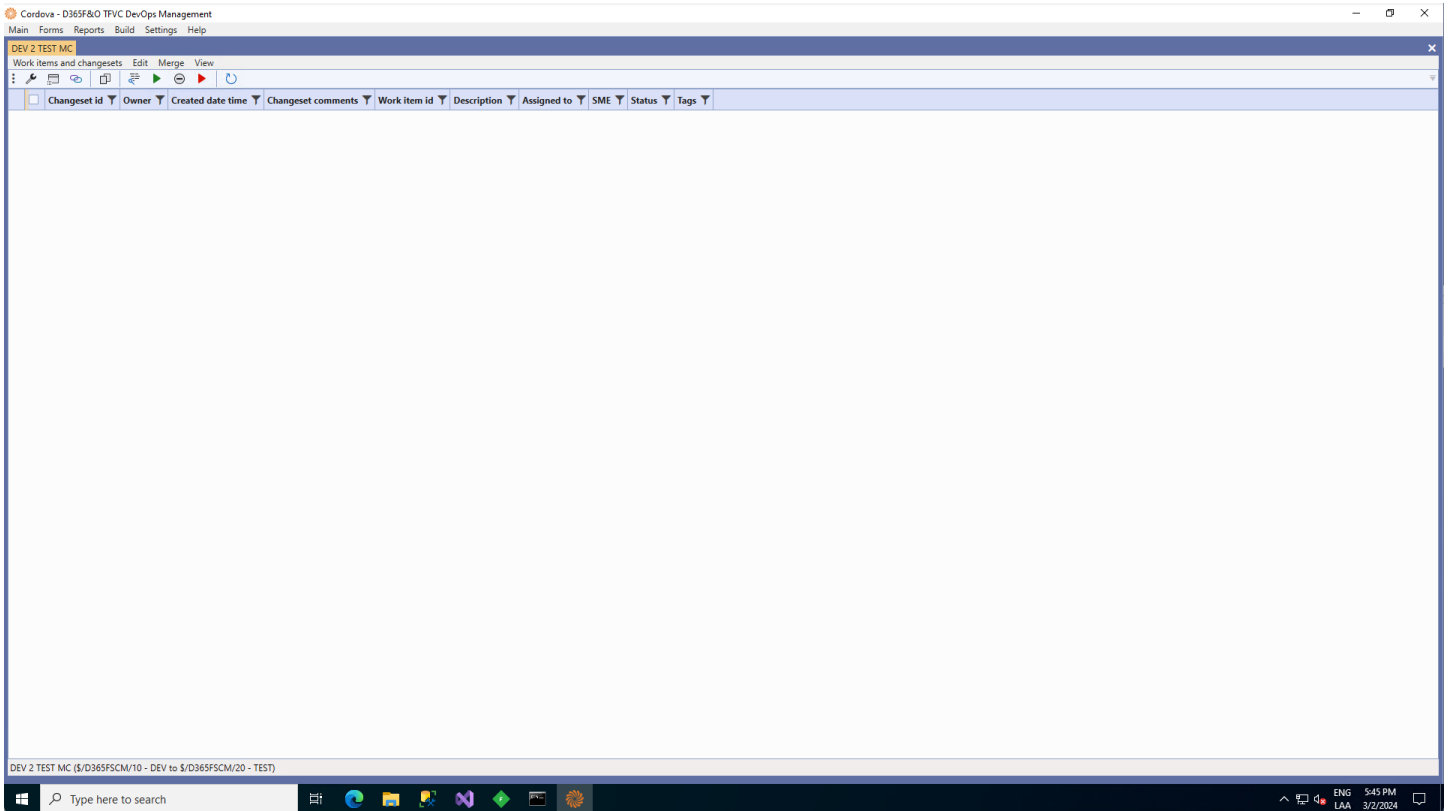
## Cordova TFVC Management System

Once the operation has completed successfully you will be presented with a merge log screen.

| Log id | Batch id | Created date time   | Source branch | Source Changeset id | Target branch | Target Changeset id | Comments  | Work item id | Work item description           | Merge type | Merged                              | Checked in                          |
|--------|----------|---------------------|---------------|---------------------|---------------|---------------------|---|--------------|---------------------------------|------------|-------------------------------------|-------------------------------------|
| 5      | 3        | 3/4/2024 9:24:33 PM | DEV           | 410                 | TEST          | 416                 | DISCARDED CS410 - 5 - Ariene Document Exchange System - Adding comments | 5            | Ariene Document Exchange System | Discard    | <input checked="" type="checkbox"/> | <input checked="" type="checkbox"/> |
| 6      | 3        | 3/4/2024 9:24:35 PM | DEV           | 411                 | TEST          | 417                 | DISCARDED CS411 - 5 - Ariene Document Exchange System - More comments   | 5            | Ariene Document Exchange System | Discard    | <input checked="" type="checkbox"/> | <input checked="" type="checkbox"/> |



You can check the merge candidates screen and verify that your changesets are no longer in the list.



# Force merge

Force merges the changesets that are marked. A force merge can be used to promote changesets that have been discarded. Force merge is available from the merge log and is also available from any merge candidates form.

The **force merge** command can be invoked in merge candidate forms and the merge log by clicking this icon:



| Log id | Batch id | Created date time   | Source branch | Source Changeset id | Target branch | Target Changeset id | Comments   | Work item id | Work item description           | Merge type | Merged                              | Checked in                          |
|--------|----------|---------------------|---------------|---------------------|---------------|---------------------|--|--------------|---------------------------------|------------|-------------------------------------|-------------------------------------|
| 1      | 1        | 3/4/2024 8:33:39 PM | DEV           | 410                 |               | 412                 | 5 - Ariene Document Exchange System - Adding comments                            | 5            | Ariene Document Exchange System | Merge      | <input checked="" type="checkbox"/> | <input checked="" type="checkbox"/> |
| 2      | 1        | 3/4/2024 8:33:51 PM | DEV           | 411                 |               | 413                 | 5 - Ariene Document Exchange System - More comments                              | 5            | Ariene Document Exchange System | Merge      | <input checked="" type="checkbox"/> | <input checked="" type="checkbox"/> |
| 3      | 2        | 3/4/2024 8:35:32 PM | TEST          | 413                 |               | 414                 | ROLLBACK CS413 - 5 - Ariene Document Exchange System - More comments             | 5            | Ariene Document Exchange System | Rollback   | <input checked="" type="checkbox"/> | <input checked="" type="checkbox"/> |
| 4      | 2        | 3/4/2024 8:35:34 PM | TEST          | 412                 |               | 415                 | ROLLBACK CS412 - 5 - Ariene Document Exchange System - Adding comments           | 5            | Ariene Document Exchange System | Rollback   | <input checked="" type="checkbox"/> | <input checked="" type="checkbox"/> |
| 5      | 3        | 3/4/2024 9:24:33 PM | DEV           | 410                 |               | 416                 | DISCARDED CS410 - 5 - Ariene Document Exchange System - Adding comments          | 5            | Ariene Document Exchange System | Discard    | <input checked="" type="checkbox"/> | <input checked="" type="checkbox"/> |
| 6      | 3        | 3/4/2024 9:24:35 PM | DEV           | 411                 |               | 417                 | DISCARDED CS411 - 5 - Ariene Document Exchange System - More comments            | 5            | Ariene Document Exchange System | Discard    | <input checked="" type="checkbox"/> | <input checked="" type="checkbox"/> |
| 7      | 4        | 3/5/2024 9:09:11 AM | DEV           | 410                 |               | 419                 | DISCARDED CS410 - 5 - Ariene Document Exchange System - Adding comments (forced) | 5            | Ariene Document Exchange System | Force      | <input checked="" type="checkbox"/> | <input checked="" type="checkbox"/> |
| 8      | 4        | 3/5/2024 9:09:14 AM | DEV           | 411                 |               | 420                 | DISCARDED CS411 - 5 - Ariene Document Exchange System - More comments (forced)   | 5            | Ariene Document Exchange System | Force      | <input checked="" type="checkbox"/> | <input checked="" type="checkbox"/> |

The system will prompt you to confirm that you want to force merge the marked changesets.



## Cordova TFVC Management System

Cordova - D365F&O TFVC DevOps Management  
Main Forms Reports Build Settings Help

Merge log Merge log

Edit Merge

| Log id | Batch id | Created date time   | Source branch | Source Changeset id | Target branch | Target Changeset id | Comments   | Work item id | Work item description           | Merge type | Merged                              | Checked in                          |
|--------|----------|---------------------|---------------|---------------------|---------------|---------------------|--|--------------|---------------------------------|------------|-------------------------------------|-------------------------------------|
| 7      | 4        | 3/5/2024 9:09:11 AM | DEV           | 410                 |               | 419                 | DISCARDED CS410 - 5 - Ariene Document Exchange System - Adding comments (forced) | 5            | Ariene Document Exchange System | Force      | <input checked="" type="checkbox"/> | <input checked="" type="checkbox"/> |
| 8      | 4        | 3/5/2024 9:09:14 AM | DEV           | 411                 |               | 420                 | DISCARDED CS411 - 5 - Ariene Document Exchange System - More comments (forced)   | 5            | Ariene Document Exchange System | Force      | <input checked="" type="checkbox"/> | <input checked="" type="checkbox"/> |

After the force merge is complete the system will bring up a merge log window with the resulting operation.



# Cordova TFVC Management System

Cordova - D365F&O TFVC Dev-Ops Management

Main Forms Reports Build Settings Help

TEST History

Work items and changesets Edit View

| Changeseid id | Owner | Created date time   | Changeset comments  | Work item id | Description                     | Assigned to | SME | Status | Tags |
|---------------|-------|---------------------|---|--------------|---------------------------------|-------------|-----|--------|------|
| 420           |       | 3/5/2024 9:09:14 AM | DISCARDED CS:411 - 5 - Ariene Document Exchange System - More comments (forced)   | 5            | Ariene Document Exchange System |             |     | Done   |      |
| 419           |       | 3/5/2024 9:09:11 AM | DISCARDED CS:410 - 5 - Ariene Document Exchange System - Adding comments (forced) | 5            | Ariene Document Exchange System |             |     | Done   |      |
| 417           |       | 3/4/2024 9:24:34 PM | DISCARDED CS:411 - 5 - Ariene Document Exchange System - More comments            | 5            | Ariene Document Exchange System |             |     | Done   |      |
| 416           |       | 3/4/2024 9:24:32 PM | DISCARDED CS:410 - 5 - Ariene Document Exchange System - Adding comments          | 5            | Ariene Document Exchange System |             |     | Done   |      |
| 415           |       | 3/4/2024 8:35:34 PM | ROLLBACK CS:412 - 5 - Ariene Document Exchange System - Adding comments           | 5            | Ariene Document Exchange System |             |     | Done   |      |
| 414           |       | 3/4/2024 8:35:31 PM | ROLLBACK CS:413 - 5 - Ariene Document Exchange System - More comments             | 5            | Ariene Document Exchange System |             |     | Done   |      |
| 413           |       | 3/4/2024 8:33:53 PM | 5 - Ariene Document Exchange System - More comments                               | 5            | Ariene Document Exchange System |             |     | Done   |      |
| 412           |       | 3/4/2024 8:33:45 PM | 5 - Ariene Document Exchange System - Adding comments                             | 5            | Ariene Document Exchange System |             |     | Done   |      |
| 408           |       | 3/4/2024 2:18:59 PM | Creating 20 - TEST branch   | 0            |                                 |             |     |        |      |

TEST History (\$/D365FSCM/20 - TEST)

Type here to search

ENG 3:45 PM  
LAA 3/2/2024

If you decide to promote changesets after they have been discarded, this is the way to do so.

# Reports

Cordova can produce excel reports that contain a snapshot of the history and merge candidates of the repositories in your system. Team members that do not have access to Visual Studio or Cordova, can use them to determine the promotions that have taken place or should take place.

## History Tabs

A history tab will show the complete history for a repository.

| ID | Changese User | Date       | Changese comment   | Status | Tags | Assigned TSME #1 | Work Item | Work Item Description                               |
|----|---------------|------------|--|--------|------|------------------|-----------|---|
| 4  | 1783          | 3/28/2024  | 4832 E mail templates - Remove temp file from Azure Storage                                      | Closed |      | Julio Lizarido   | 4832      | E mail templates                                    |
| 5  | 1781          | 3/28/2024  | 4836 Audit CustTable and VendTable - Clarify when logging certain types                          | Closed |      | Julio Lizarido   | 4836      | Audit CustTable and VendTable                       |
| 6  | 1778          | 3/28/2024  | 4830 ShoAP 1.2.25 install  | Closed |      | Janice Meyers    | 4830      | ShoAP 1.2.25 update                                 |
| 7  | 1775          | 3/28/2024  | 4838 Create an extension on WorkflowCommentTrackingTable - Remove the update method code         | Closed |      | Julio Lizarido   | 4838      | Create an extension on WorkflowCommentTrackingTable |
| 8  | 1771          | 3/28/2024  | 4839 Log cleanup   | Closed |      | Julio Lizarido   | 4839      | Log cleanup   |
| 9  | 1769          | 3/28/2024  | 4838 Create an extension on WorkflowCommentTrackingTable   | Closed |      | Julio Lizarido   | 4838      | Create an extension on WorkflowCommentTrackingTable |
| 10 | 1761          | 3/28/2024  | 4837 Dynamics 2401.1 install/ Add new files  | Closed |      | Janice Meyers    | 4837      | Dynamics 2401.1.2 deploy                            |
| 11 | 1760          | 3/28/2024  | 4837 Dynamics 2401.1.2 deploy/ Remove 2401   | Closed |      | Janice Meyers    | 4837      | Dynamics 2401.1.2 deploy                            |
| 12 | 1758          | 3/21/2024  | 4836 Audit CustTable and VendTable - Double change tracking for tag tables                       | Closed |      | Julio Lizarido   | 4836      | Audit CustTable and VendTable                       |
| 13 | 1756          | 3/21/2024  | 4836 Audit CustTable and VendTable - Check in missing object                                     | Closed |      | Julio Lizarido   | 4836      | Audit CustTable and VendTable                       |
| 14 | 1754          | 3/21/2024  | 4836 Audit CustTable and VendTable   | Closed |      | Julio Lizarido   | 4836      | Audit CustTable and VendTable                       |
| 15 | 1749          | 3/21/2024  | 4825 Dynamics 2401 - Add new license file  | Closed |      | Janice Meyers    | 4825      | Dynamics 2401 Deploy                                |
| 16 | 1748          | 3/21/2024  | 4825 Dynamics 2401 - Remove old license file   | Closed |      | Janice Meyers    | 4825      | Dynamics 2401 Deploy                                |
| 17 | 1739          | 3/21/2024  | 4824 Remove appMtdata folders  | Closed |      | Janice Meyers    | 4824      | Update pipelines to include DM TUI Enhancements     |
| 18 | 1732          | 3/21/2024  | 4825 Add Dynamics 2401 files to the tree   | Closed |      | Janice Meyers    | 4825      | Dynamics 2401 Deploy                                |
| 19 | 1731          | 3/21/2024  | 4825 Remove Dynamics 2330 files  | Closed |      | Janice Meyers    | 4825      | Dynamics 2401 Deploy                                |
| 20 | 1729          | 3/28/2023  | 4838 Send purchase order as mail attachment - Order items in log by created date time descending | Closed |      | Julio Lizarido   | 4838      | Send purchase order as mail attachment              |
| 21 | 1716          | 12/7/2023  | 4823 ShoAP 1.2.24 install New 2023   | Closed |      | Janice Meyers    | 4823      | ShoAP 1.2.24 deploy                                 |
| 22 | 1714          | 12/7/2023  | 4822 Initial add of TUI files  | Closed |      | Janice Meyers    | 4822      | TUI Enhancements addition                           |
| 23 | 1711          | 11/30/2023 | 3846 Rtl and Open PD Lines Report Changes - corrected code that broke with SSRS 24               | Closed |      | Julio Lizarido   | 3846      | Rtl and Open PD Lines Report Changes                |
| 24 | 1705          | 11/8/2023  | 4833 New mail sending system - Error handling in the send mail method                            | Closed |      | Julio Lizarido   | 4833      | New mail sending system                             |
| 25 | 1704          | 11/7/2023  | 4833 New mail sending system - Solution file creation  | Closed |      | Julio Lizarido   | 4833      | New mail sending system                             |
| 26 | 1702          | 11/6/2023  | 4821 Dynamics 2330 Deploy - Catch missing files  | Closed |      | Janice Meyers    | 4821      | Dynamics 2330.1.1 deploy                            |
| 27 | 1700          | 11/6/2023  | 3762 Send invoice as mail attachment - Include tax methods into controller, add pattern to form  | Closed |      | Julio Lizarido   | 3762      | Send invoice as mail attachment                     |
| 28 | 1697          | 11/6/2023  | 4821 Dynamics 2330.1.1 - Add new files   | Closed |      | Janice Meyers    | 4821      | Dynamics 2330.1.1 deploy                            |
| 29 | 1696          | 10/31/2023 | 4821 Dynamics 2330.1.1 deploy - Remove 2307  | Closed |      | Janice Meyers    | 4821      | Dynamics 2330.1.1 deploy                            |
| 30 | 1690          | 10/24/2023 | 4829 Add reason code to inventory adjustment report - Add role specific to the report            | Closed |      | Julio Lizarido   | 4829      | Add reason code to inventory adjustment report      |
| 31 | 1682          | 10/24/2023 | 4787 Vendor Collaboration - Use a mail templates   | Closed |      | Julio Lizarido   | 4787      | Vendor Collaboration                                |
| 32 | 1681          | 10/24/2023 | 4829 Add reason code to inventory adjustment report - include privilege and extend duties        | Closed |      | Julio Lizarido   | 4829      | Add reason code to inventory adjustment report      |
| 33 | 1680          | 10/23/2023 | 4828 Send purchase order as mail attachment - testing code using with new version                | Closed |      | Julio Lizarido   | 4828      | Send purchase order as mail attachment              |
| 34 | 1679          | 10/23/2023 | 3762 Send invoice as mail attachment - security privilege improvement                            | Closed |      | Julio Lizarido   | 3762      | Send invoice as mail attachment                     |
| 35 | 1678          | 10/23/2023 | 4828 Send purchase order as mail attachment - logging  | Closed |      | Julio Lizarido   | 4828      | Send purchase order as mail attachment              |
| 36 | 1677          | 10/19/2023 | 3762 Send invoice as mail attachment - Added debug code  | Closed |      | Julio Lizarido   | 3762      | Send invoice as mail attachment                     |
| 37 | 1676          | 10/19/2023 | 3762 Send invoice as mail attachment - remove debug code   | Closed |      | Julio Lizarido   | 3762      | Send invoice as mail attachment                     |
| 38 | 1668          | 10/12/2023 | 4820 Dynamics Analytics license - Add new  | New    |      | Janice Meyers    | 4820      | Dynamics Analytics deployment                       |
| 39 | 1667          | 10/12/2023 | 4820 Dynamics Analytics license deploy   | New    |      | Janice Meyers    | 4820      | Dynamics Analytics deployment                       |
| 40 | 1665          | 10/7/2023  | 4829 Add reason code to inventory adjustment report  | Closed |      | Julio Lizarido   | 4829      | Add reason code to inventory adjustment report      |
| 41 | 1663          | 10/7/2023  | 3762 Send invoice as mail attachment - Allow buttons on admin form to send multiple mails        | Closed |      | Julio Lizarido   | 3762      | Send invoice as mail attachment                     |
| 42 | 1661          | 10/6/2023  | 3762 Send invoice as mail attachment - Taking code outside the loop as a possible fix            | Closed |      | Julio Lizarido   | 3762      | Send invoice as mail attachment                     |



# Merge Candidates Tabs

A merge candidates tab will show which changesets can be promoted from the origin repository to the target repository.

Cordova - D365F&O TFVC DevOps Management

Main Forms Reports Build Settings Help

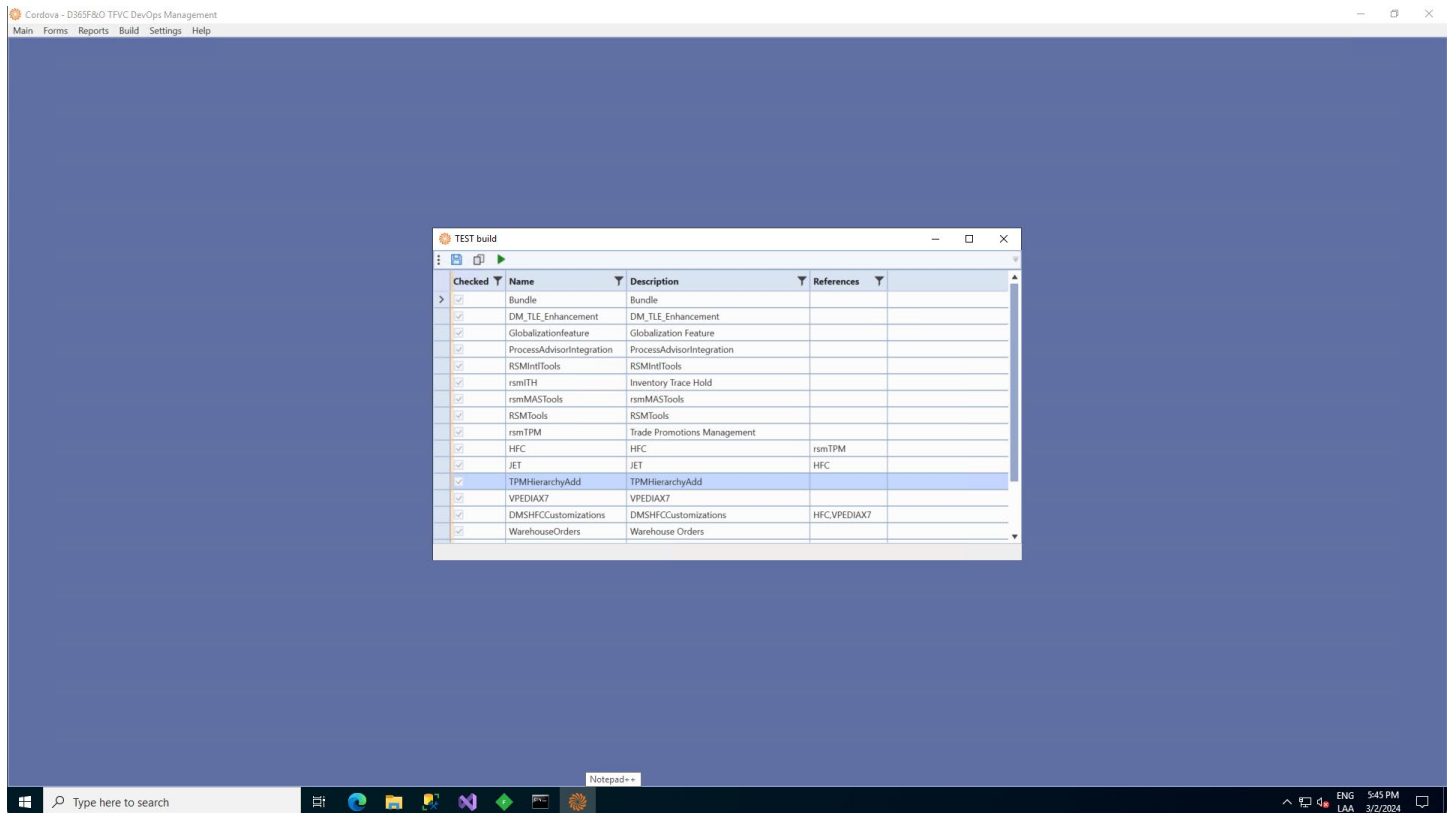
Mainreport2024-03-04T15:39:10.xlsx

| Chageset | User   | Date       | Chageset comment  | Status         | Tags | Assigned To   | SME #1 | Work Item | Work Item Description                           |
|----------|--|------------|---|----------------|------|---------------|--------|-----------|---|
| 4        | 1759 julia.luzardo@hometeamfoodcompany.com     | 3/3/2024   | 4624 - Remove update/data folders   | Closed         |      | Janice Meyers |        | 4624      | update pipelines to include DM T&L Enhancements |
| 5        | 1487 jmeyers@hometeamfoodcompany.com           | 4/10/2023  | 4601 Dyanway 2304.1.1 Update - Remove old version                                     | Closed         |      | Janice Meyers |        | 4601      | Dyanway 2304.1.1 update                         |
| 6        | 1484 julia.luzardo@hometeamfoodcompany.com     | 4/9/2023   | 4797 Vendor Collaboration - recheck in label file                                     | Closed         |      | Julia Luzardo |        | 4797      | Vendor Collaboration                            |
| 7        | 1483 julia.luzardo@hometeamfoodcompany.com     | 4/9/2023   | DEVOPS rollback 1357, rollback labels   | Closed         |      | Julia Luzardo |        | 3623      | RegionCoverageSettingsV2 Entity Issues          |
| 8        | 1482 julia.luzardo@hometeamfoodcompany.com     | 4/9/2023   | 4797 Vendor Collaboration - label file check in                                       | Closed         |      | Julia Luzardo |        | 4797      | Vendor Collaboration                            |
| 9        | 1481 julia.luzardo@hometeamfoodcompany.com     | 4/9/2023   | DEVOPS rollback 1357  | Closed         |      | Julia Luzardo |        | 3623      | RegionCoverageSettingsV2 Entity Issues          |
| 10       | 1422 garben.jacob@hometeamfoodcompany.com      | 10/17/2022 | 3636 Dyanway Upgrade  | New            |      |               |        | 3636      | Dyanway 2207 upgrade                            |
| 11       | 1420 garben.jacob@hometeamfoodcompany.com      | 10/10/2022 | 3636 Delete from Dev branch again   | New            |      |               |        | 3636      | Dyanway 2207 upgrade                            |
| 12       | 1421 garben.jacob@hometeamfoodcompany.com      | 10/10/2022 | 3636 V3 Dyanway   | New            |      |               |        | 3636      | Dyanway 2207 upgrade                            |
| 13       | 1420 garben.jacob@hometeamfoodcompany.com      | 10/7/2022  | 3636 Remove Dyanway objects - redux   | New            |      |               |        | 3636      | Dyanway 2207 upgrade                            |
| 14       | 1422 jmeyers@hometeamfoodcompany.com           | 10/6/2022  | 3636 Remove all Dyanway branches  | New            |      |               |        | 3636      | Dyanway 2207 upgrade                            |
| 15       | 1357 julia.luzardo@hometeamfoodcompany.com     | 4/2/2022   | 3623 RegionCoverageSettingsV2 Entity Issues   | Closed         |      | Julia Luzardo |        | 3623      | RegionCoverageSettingsV2 Entity Issues          |
| 16       | 1356 julia.luzardo@hometeamfoodcompany.com     | 3/9/2022   | 3622 Create fields on invent transfer entities  | Closed         |      | Julia Luzardo |        | 3622      | Create fields on invent transfer entities       |
| 17       | 1354 julia.luzardo@hometeamfoodcompany.com     | 10/12/2021 | 3612 Pending and active item prices V2 entity issues                                  | Closed         |      | Julia Luzardo |        | 3612      | Pending and active item prices V2 entity issues |
| 18       | 1251 julia.luzardo@hometeamfoodcompany.com     | 6/2/2021   | 3618 Item/Vendor/Customer Master Data Validation - Changed group key length           | Closed         |      | Julia Luzardo |        | 3618      | Item/Vendor/Customer Master Data Validation     |
| 19       | 1249 julia.luzardo@hometeamfoodcompany.com     | 6/2/2021   | 3618 Item/Vendor/Customer Master Data Validation - Entity name correction             | Closed         |      | Julia Luzardo |        | 3618      | Item/Vendor/Customer Master Data Validation     |
| 20       | 1248 julia.luzardo@hometeamfoodcompany.com     | 6/2/2021   | 3618 Item/Vendor/Customer Master Data Validation - Query promise                      | Closed         |      | Julia Luzardo |        | 3618      | Item/Vendor/Customer Master Data Validation     |
| 21       | 1247 jmeyers@hometeamfoodcompany.com           | 6/2/2021   | 3618 Item/Vendor/Customer Master Data Validation - Added query promise screen partial | Closed         |      | Julia Luzardo |        | 3618      | Item/Vendor/Customer Master Data Validation     |
| 22       | 1245 jmeyers@hometeamfoodcompany.com           | 6/2/2021   | 3618 Item/Vendor/Customer Master Data Validation - query grid changes                 | Closed         |      | Julia Luzardo |        | 3618      | Item/Vendor/Customer Master Data Validation     |
| 23       | 1241 julia.luzardo@hometeamfoodcompany.com     | 6/2/2021   | 3618 Item/Vendor/Customer Master Data Validation - final                              | Closed         |      | Julia Luzardo |        | 3618      | Item/Vendor/Customer Master Data Validation     |
| 24       | 1238 julia.luzardo@hometeamfoodcompany.com     | 5/26/2021  | 3618 Item/Vendor/Customer Master Data Validation - Partial 2                          | Closed         |      | Julia Luzardo |        | 3618      | Item/Vendor/Customer Master Data Validation     |
| 25       | 1217 julia.luzardo@hometeamfoodcompany.com     | 5/23/2021  | 3618 Item/Vendor/Customer Master Data Validation - Partial 1                          | Closed         |      | Julia Luzardo |        | 3618      | Item/Vendor/Customer Master Data Validation     |
| 26       | 1174 jmeyers@hometeamfoodcompany.com           | 6/2/2021   | 3172 Excessive error handling, New version.   | Deploy to TEST |      | Janice Meyers |        | 3172      | Excessive error handling                        |
| 27       | 1151 jmeyers@hometeamfoodcompany.com           | 4/15/2021  | 3131 Promotions import optimization, Phase 1  | Closed         |      | Janice Meyers |        | 3131      | Excessive promotions import optimization        |
| 28       | 860 alex.merach@hometeamfoodcompany.com        | 6/3/2020   | new 86632 fix work order status   | Closed         |      |               |        |           |   |
| 29       | 862 gabriela.dominguez@hometeamfoodcompany.com | 1/27/2020  | AM - Removal of MRO folder from Dev 1/26/20   |                |      |               |        |           |   |
| 30       | 628 Jordan.Pflaff@hometeamfoodcompany.com      | 11/27/2019 | JPP 11/27/19 Normal Entity Check for Michael (RegTrans and SHMItemEventTrans based)   |                |      |               |        |           |   |
| 31       | 612 Jordan.Pflaff@hometeamfoodcompany.com      | 11/25/2019 | JPP 11/25/19 Object check for aggregate run, SHMItemEventTransTableIdByMFC            |                |      |               |        |           |   |
| 32       | 610 Jordan.Pflaff@hometeamfoodcompany.com      | 11/25/2019 | JPP 11/25/19 Object changeroles/check for previous InvenItemPurchase entity           |                |      |               |        |           |   |
| 33       | 603 Jordan.Pflaff@hometeamfoodcompany.com      | 11/22/2019 | JPP 11/22/19 Custom BI entities for David in HFC and Michael internally               |                |      |               |        |           |   |

READY | m64\_x86\_Cross\_Tools\_Command\_Prompt\_for\_VS\_2019 | 9:45 PM 3/2/2024

# Build

The build screens allow you to do a compilation of several repositories without having to remap settings in team explorer and without the need for several one box environments.



## Toolbar buttons:



Save build script to file.



Copy build script to the clipboard.

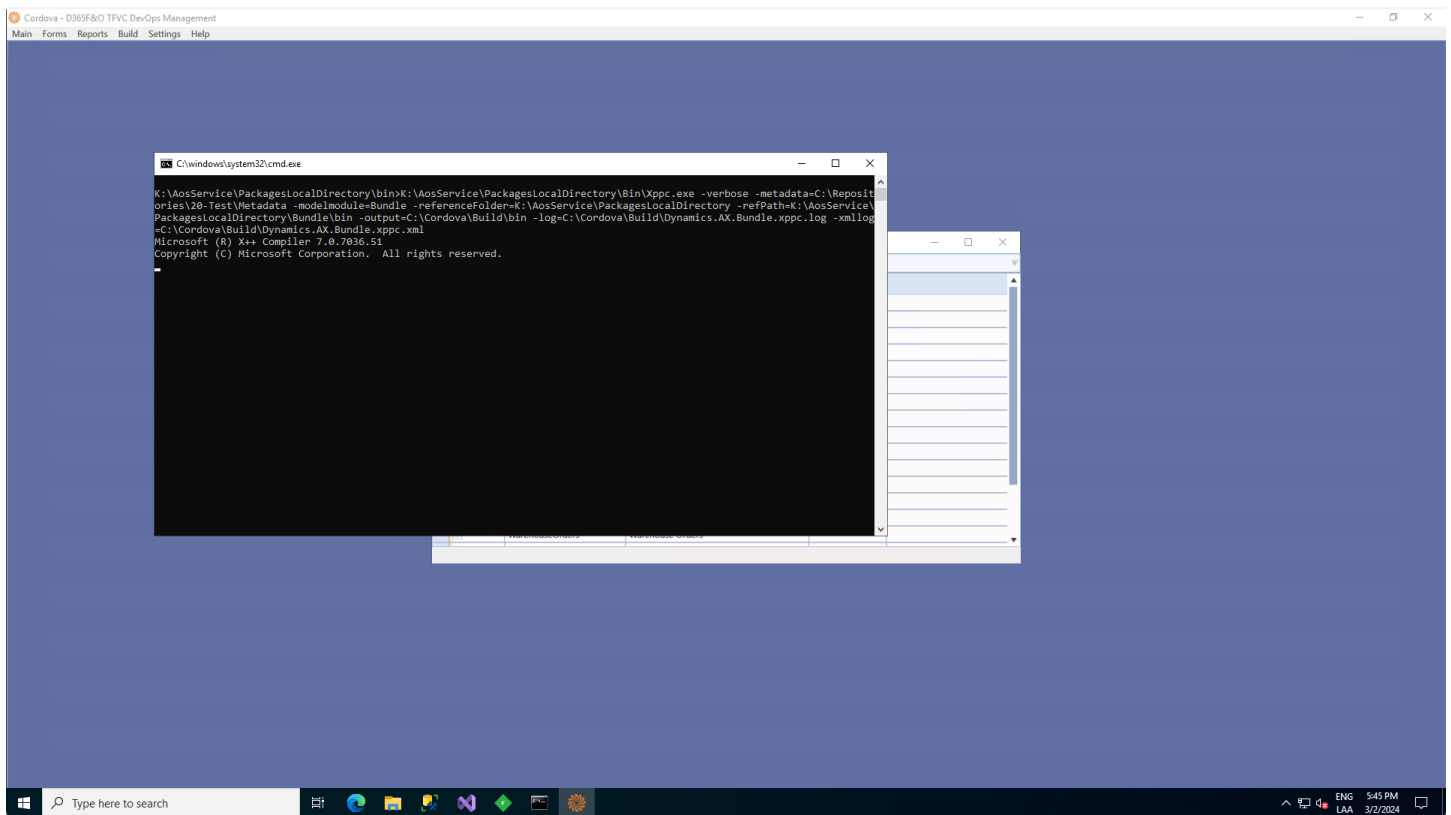


Batch merge/check in.



## Cordova TFVC Management System

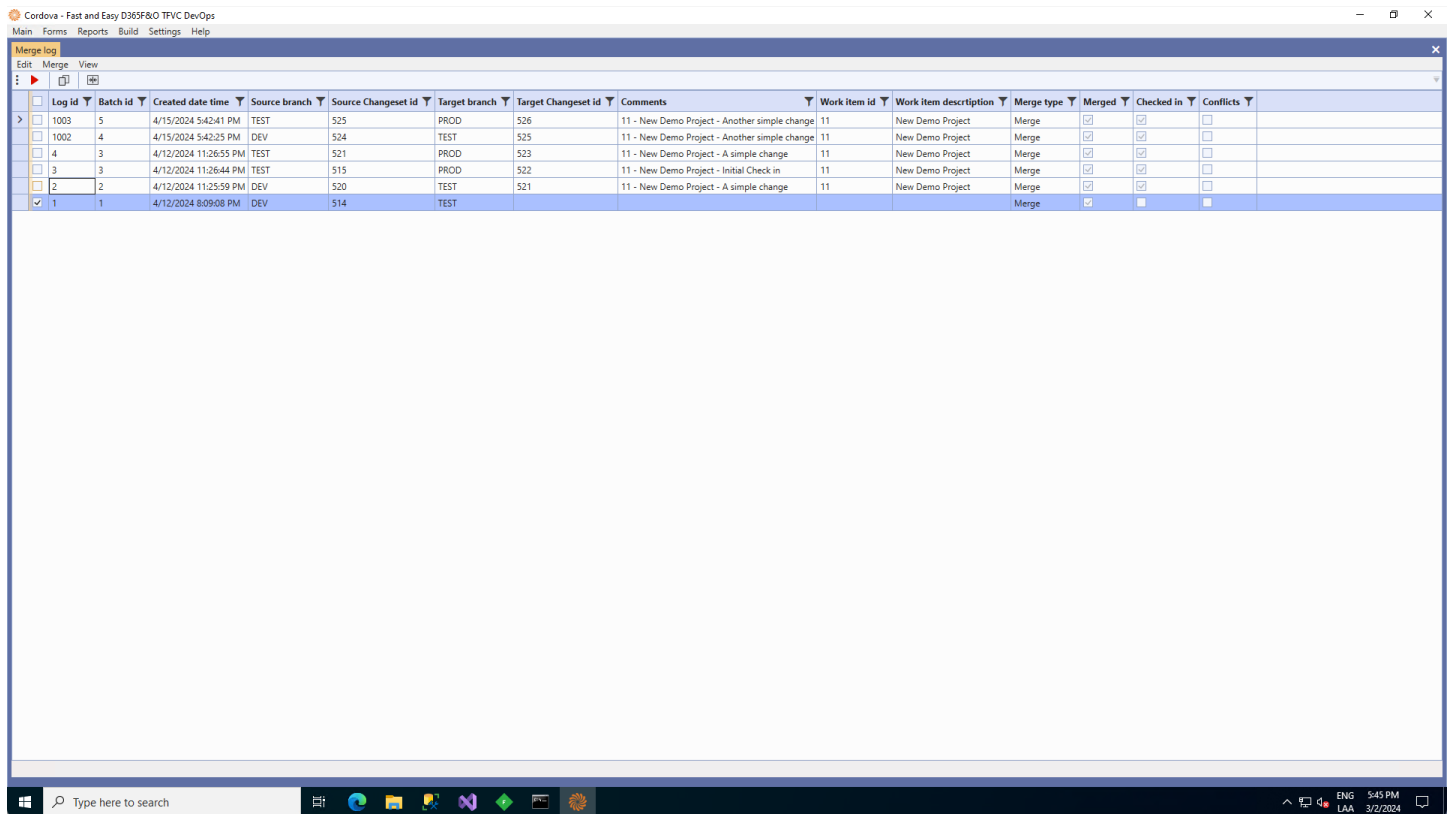
Once you begin a build, Cordova will automatically calculate the customized models and will start compiling them.








# Merge log

The merge log keeps a record of all operations in Cordova.



| Log id | Batch id | Created date time     | Source branch | Source Changeset id | Target branch | Target Changeset id | Comments                                      | Work item id | Work item description | Merge type | Merged                              | Checked in                          | Conflicts                |
|--------|----------|-----------------------|---------------|---------------------|---------------|---------------------|---|--------------|-----------------------|------------|-------------------------------------|-------------------------------------|--------------------------|
| 1003   | 5        | 4/15/2024 5:42:41 PM  | TEST          | 525                 | PROD          | 526                 | 11 - New Demo Project - Another simple change | 11           | New Demo Project      | Merge      | <input checked="" type="checkbox"/> | <input checked="" type="checkbox"/> | <input type="checkbox"/> |
| 1002   | 4        | 4/15/2024 5:42:25 PM  | DEV           | 524                 | TEST          | 525                 | 11 - New Demo Project - Another simple change | 11           | New Demo Project      | Merge      | <input checked="" type="checkbox"/> | <input checked="" type="checkbox"/> | <input type="checkbox"/> |
| 4      | 3        | 4/12/2024 11:26:55 PM | TEST          | 521                 | PROD          | 523                 | 11 - New Demo Project - A simple change       | 11           | New Demo Project      | Merge      | <input checked="" type="checkbox"/> | <input checked="" type="checkbox"/> | <input type="checkbox"/> |
| 3      | 3        | 4/12/2024 11:26:44 PM | TEST          | 515                 | PROD          | 522                 | 11 - New Demo Project - Initial Check in      | 11           | New Demo Project      | Merge      | <input checked="" type="checkbox"/> | <input checked="" type="checkbox"/> | <input type="checkbox"/> |
| 2      | 2        | 4/12/2024 11:25:59 PM | DEV           | 520                 | TEST          | 521                 | 11 - New Demo Project - A simple change       | 11           | New Demo Project      | Merge      | <input checked="" type="checkbox"/> | <input checked="" type="checkbox"/> | <input type="checkbox"/> |
| 1      | 1        | 4/12/2024 8:09:08 PM  | DEV           | 514                 | TEST          |                     |   |              |                       | Merge      | <input checked="" type="checkbox"/> | <input type="checkbox"/>            | <input type="checkbox"/> |

## Toolbar buttons:

-  Force merge.
-  Copy as table.
-  Open conflicts form

## Grid columns

**Log id:** A consecutive number that uniquely identifies the merge operation.

**Batch id:** All merge operations that have the same batch id, occurred during the same batch process (rollback, merge/check in, force merge).

**Created date time:** date and time of the merge operation.



**Source branch:** The source branch descriptor.

**Source changeset id:** the source changeset id.

**Target branch:** The target branch descriptor.

**Target changeset id:** The target changeset id.

**Comments:** The changeset comments.

**Work item id:** The associated work item id in Azure DevOps.

**Work item description:** The work item description.

**Merge type:** The type of merge, Rollback, Merge, Force Merge, Discard.

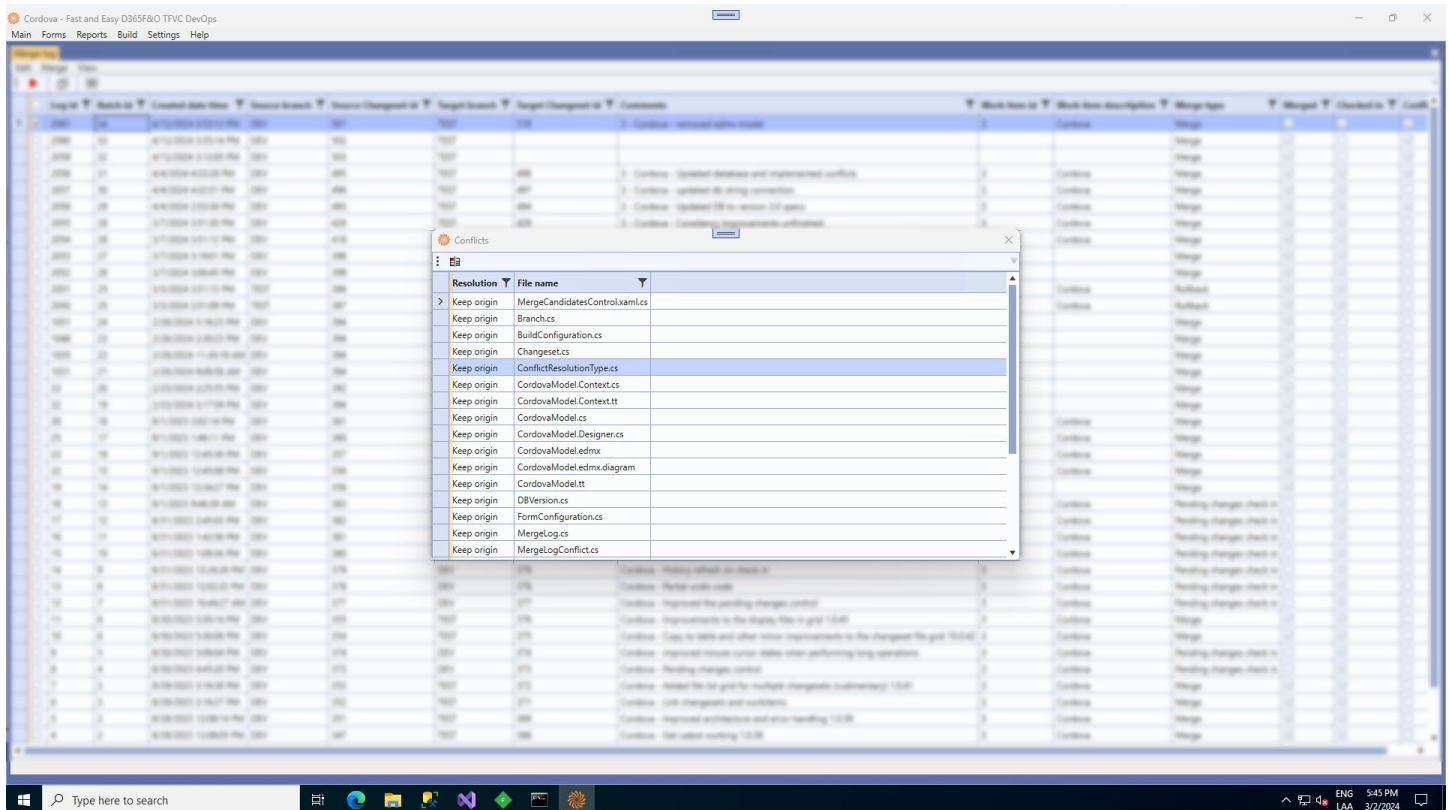
**Merged:** If the merge has taken place.

**Checked in:** If changes have been checked in.

**Conflicts:** If the operation had conflicts.

# Conflicts

The conflicts form details all the conflicts that occurred in an operation.



## Toolbar buttons:



View file differences.

## Grid columns

**Resolution:** The type of resolution that was applied to the conflict.

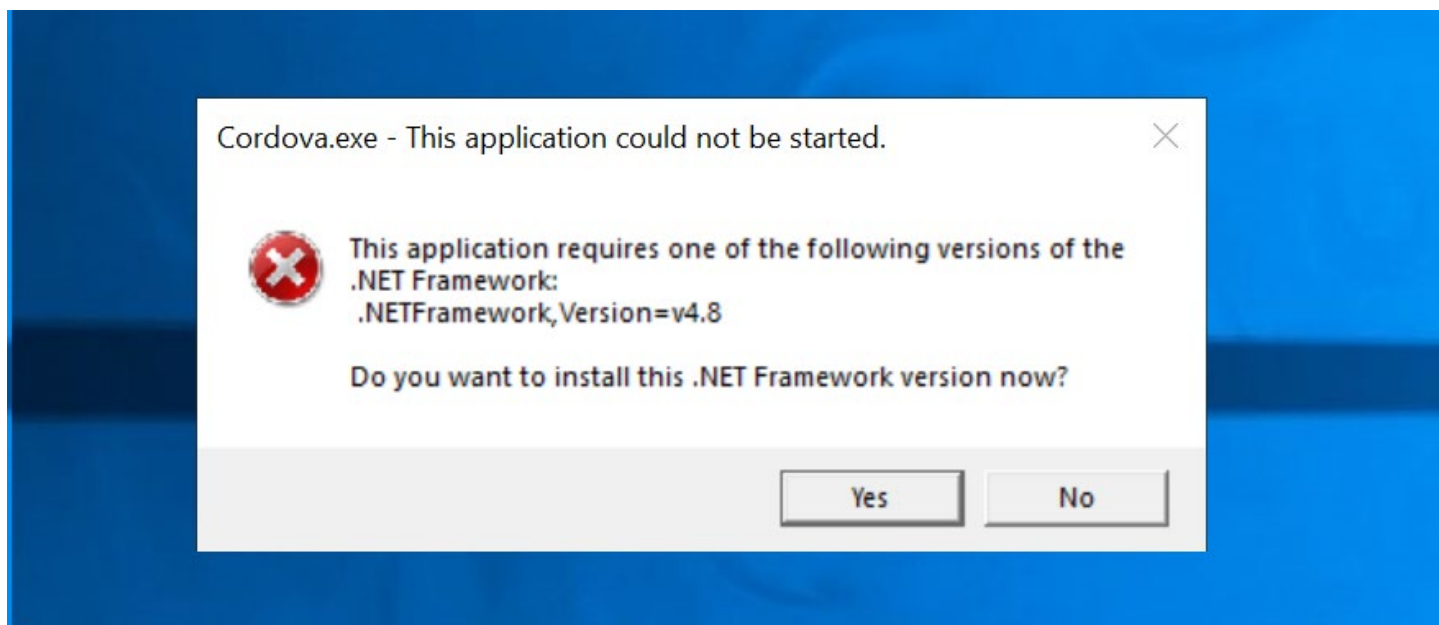
**File name:** The name of the conflicting file.

## Troubleshooting

---

### Problem: Cordova will not start because the .NET framework runtime for 4.8 is not installed

This is a common problem in older VMs. The Cordova app will not start and will display a message box.



Solution:

1. Go to windows update and click on the "check for updates" button. Make sure all updates have been applied.
2. If the above does not fix the issue, it might be a TLS problem. Run this PowerShell script:

```
New-Item 'HKLM:\SOFTWARE\WOW6432Node\Microsoft\.NETFramework\v4.0.30319' -Force | Out-Null
New-ItemProperty -path 'HKLM:\SOFTWARE\WOW6432Node\Microsoft\.NETFramework\v4.0.30319' -name
'SystemDefaultTlsVersions' -value '1' -PropertyType 'DWord' -Force | Out-Null
New-ItemProperty -path 'HKLM:\SOFTWARE\WOW6432Node\Microsoft\.NETFramework\v4.0.30319' -name
'SchUseStrongCrypto' -value '1' -PropertyType 'DWord' -Force | Out-Null
New-Item 'HKLM:\SOFTWARE\Microsoft\.NETFramework\v4.0.30319' -Force | Out-Null
New-ItemProperty -path 'HKLM:\SOFTWARE\Microsoft\.NETFramework\v4.0.30319' -name 'SystemDefaultTlsVersions' -value '1'
-PropertyType 'DWord' -Force | Out-Null
```



## Cordova TFVC Management System

```
New-ItemProperty -path 'HKLM:\SOFTWARE\Microsoft\.NETFramework\v4.0.30319' -name 'SchUseStrongCrypto' -value '1' -
PropertyType 'DWord' -Force | Out-Null
New-Item 'HKLM:\SYSTEM\CurrentControlSet\Control\SecurityProviders\SCHANNEL\Protocols\TLS 1.2\Server' -Force | Out-Null
New-ItemProperty -path 'HKLM:\SYSTEM\CurrentControlSet\Control\SecurityProviders\SCHANNEL\Protocols\TLS 1.2\Server' -
name 'Enabled' -value '1' -PropertyType 'DWord' -Force | Out-Null
New-ItemProperty -path 'HKLM:\SYSTEM\CurrentControlSet\Control\SecurityProviders\SCHANNEL\Protocols\TLS 1.2\Server' -
name 'DisabledByDefault' -value 0 -PropertyType 'DWord' -Force | Out-Null
New-Item 'HKLM:\SYSTEM\CurrentControlSet\Control\SecurityProviders\SCHANNEL\Protocols\TLS 1.2\Client' -Force | Out-Null
New-ItemProperty -path 'HKLM:\SYSTEM\CurrentControlSet\Control\SecurityProviders\SCHANNEL\Protocols\TLS 1.2\Client' -
name 'Enabled' -value '1' -PropertyType 'DWord' -Force | Out-Null
New-ItemProperty -path 'HKLM:\SYSTEM\CurrentControlSet\Control\SecurityProviders\SCHANNEL\Protocols\TLS 1.2\Client' -
name 'DisabledByDefault' -value 0 -PropertyType 'DWord' -Force | Out-Null
Write-Host 'TLS 1.2 has been enabled.'
```

You can also download this PowerShell script from:

<https://atlanticoak.blob.core.windows.net/aocdsupport/.NETFramework4.8.ps1>