

# Cordova: Fast and Easy D365F&O TFVC DevOps

Administration & User's Guide Version 1.0.3

*for Microsoft Dynamics 365 for Finance and Supply Chain Management*





# Table of Contents

---

Copyright Notice..... 3

Version History ..... 4

Introduction ..... 5

Trial Version ..... 6

Support..... 7

Installation Instructions ..... 8

Uninstall Instructions..... 13

Setup ..... 18

    License Keys..... 18

    General Settings..... 24

    Branches..... 30

    Form Configuration ..... 31

    Report Configuration ..... 33

    Build Configuration..... 36

Troubleshooting..... 38

Forms..... 39

    History Forms..... 39

    Merge Candidate Forms ..... 41

**Changeset properties ..... 43**

**Files in changeset ..... 44**

**Link changeset(s) to work item ..... 45**

**Rollback changesets..... 46**



<b>Pending changes</b> .....	48
<b>Copy as table</b> .....	49
<b>Preview merge script</b> .....	50
<b>Merge</b> .....	51
<b>Remove changeset(s) from list</b> .....	54
<b>Force merge</b> .....	57
Reports .....	60
History Tabs .....	60
Merge Candidates Tabs.....	61
Build.....	62
Merge log .....	65
Conflicts.....	67



# Copyright Notice

---

Cordova: Fast and Easy D365F&O DevOps. Copyright © 2024, Atlantic Oak LLC.

**Atlantic Oak LLC.**

5 Concourse Parkway

Suite 3000

Atlanta, GA 30328

United States of America

Phone: +1 (470) 582-0912

E-Mail: [support@atlantic-oak.com](mailto:support@atlantic-oak.com)

Website: <https://atlantic-oak.com>

All Rights Reserved. No parts of this file may be reproduced or transmitted in any form or by any means without the written permission of the author.

All other brand and trade names are copyrights of their respective holders.



## Version History

---

Version	Software Version	Date	Description
001.000.001	001.000.064.000	11/04/2024	First public release.
001.000.001	001.000.066.000	12/04/2024	Fixed issues related to SQL referential integrity.
001.000.003	001.000.066.000	16/04/2024	Updated documentation to 1.0.66 standards.



# Introduction

---

The Cordova system was created to make it easy to promote Dynamics 365 for Finance and Operations source code between TFVC (Team Foundation Version Control) code branches.

Cordova will also make it easy for you to communicate those code promotions to your team.

Cordova has powerful auditing capabilities that will allow you check when and how those code promotions have been made.

Cordova will also allow you to test the compilation of the remote repositories after a code promotion to make sure that your Azure Pipelines will execute successfully.

Cordova will significantly cut the time you spend doing DevOps work for Dynamics 365 for Finance and Operations.

## Trial Version

---

Visit [https://atlantic-oak.com/Products/D365FO\\_Cordova\\_TFVC](https://atlantic-oak.com/Products/D365FO_Cordova_TFVC) and scroll to the bottom of the product page to download your trial version.



D365FSCM

### **Cordova: Fast and Easy D365F&O DevOps Trial**

You can test drive Cordova for 15 days. You can also request extensions to this trial period. To download a fully functional trial version of the product [click here](#). If you require any assistance, experience problems or if you have questions or comments send us an e-mail to [support@atlantic-oak.com](mailto:support@atlantic-oak.com). Our regular support services include answering questions about the existing functionality of our software, general suggestions and expedited bug fixing. Regular support requires competency in the technology and development environment being used (Dynamics 365 for Finance and Operations, Visual Studio and Azure DevOps).

You can test trial Cordova for a period of 15 days, and you can also request additional extensions to this trial period if needed.

During the evaluation period, prospective clients are entitled to the same level of support as our regular customers.



# Support

---

If you require assistance, experience problems or if you have any questions or comments send us an e-mail to [support@atlantic-oak.com](mailto:support@atlantic-oak.com).

Our support services include answering questions about the existing functionality of our software, general suggestions and expedited bug fixing. Regular support requires competency in the technology and development environment being used (Dynamics 365 for Finance and Operations, Visual Studio and Azure DevOps).



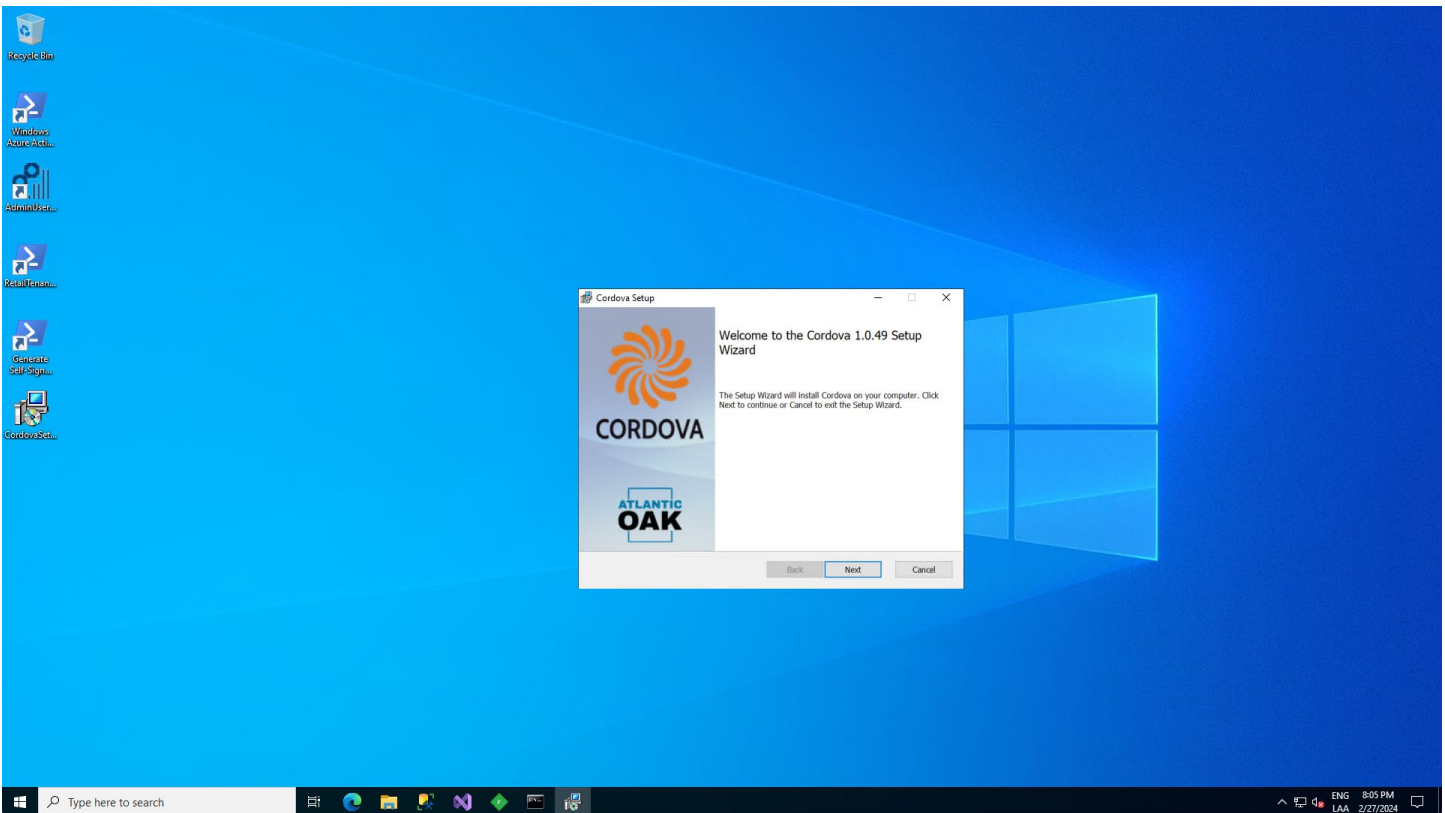

# Installation Instructions

Cordova can be installed in any Windows system. Since Cordova requires SQL Server and access to the TFVC repositories, plus the x++ compilers, it makes sense to install Cordova on a D365F&O one box environment. The one box environment can be a local or cloud hosted environment. The install program will search for earlier versions of Cordova and will remove them if present. There is no need to uninstall them first.

Once you have downloaded the installation package from our website at:

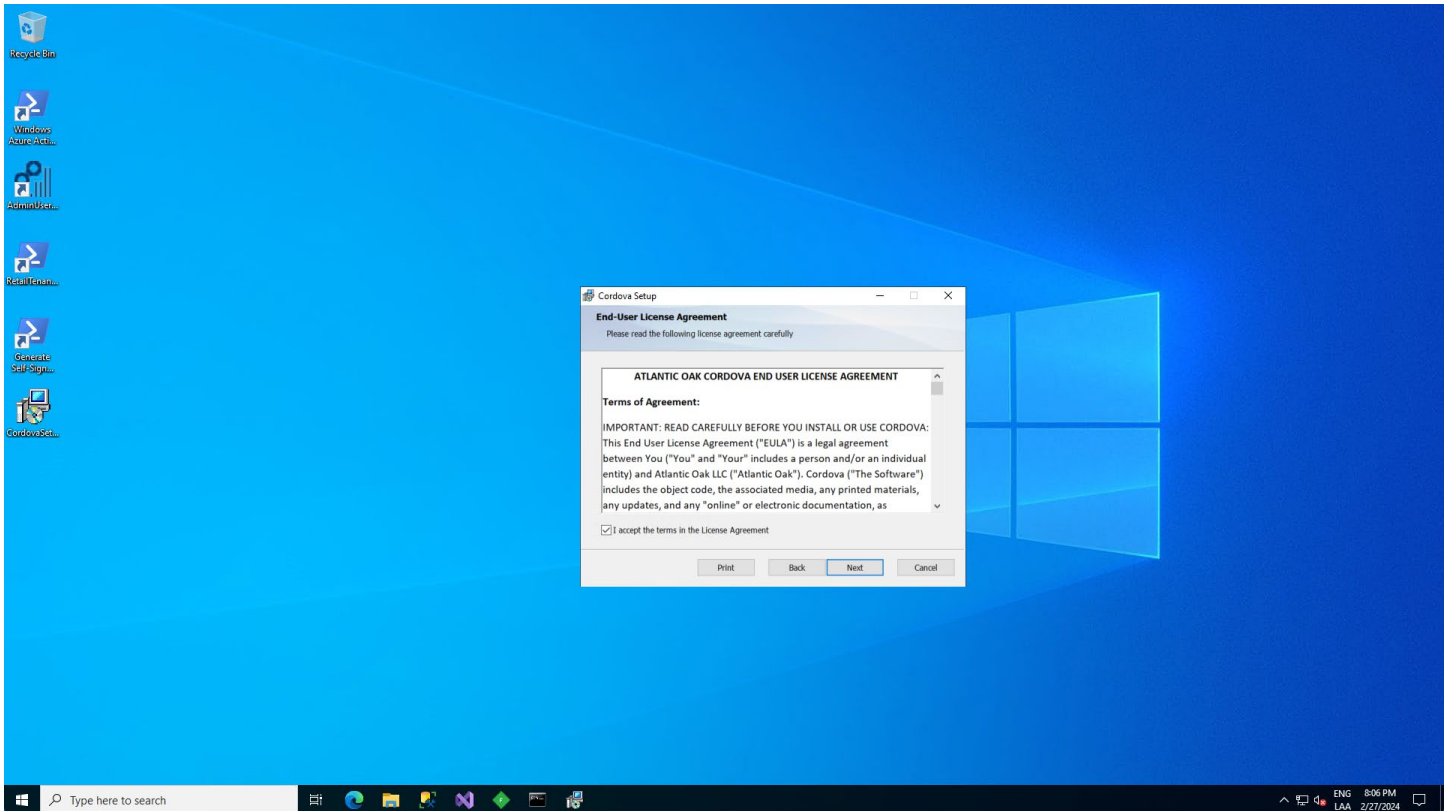
[https://atlantic-oak.com/Products/D365FO\\_Cordova\\_TFVC\\_Management\\_System](https://atlantic-oak.com/Products/D365FO_Cordova_TFVC_Management_System)

**Important: you must unblock the .zip file.** Extract and double click on the CordovaSetup\_V\_XXX.XXX.XXX.XXX.msi file contained in the zip file. It will launch the setup wizard.



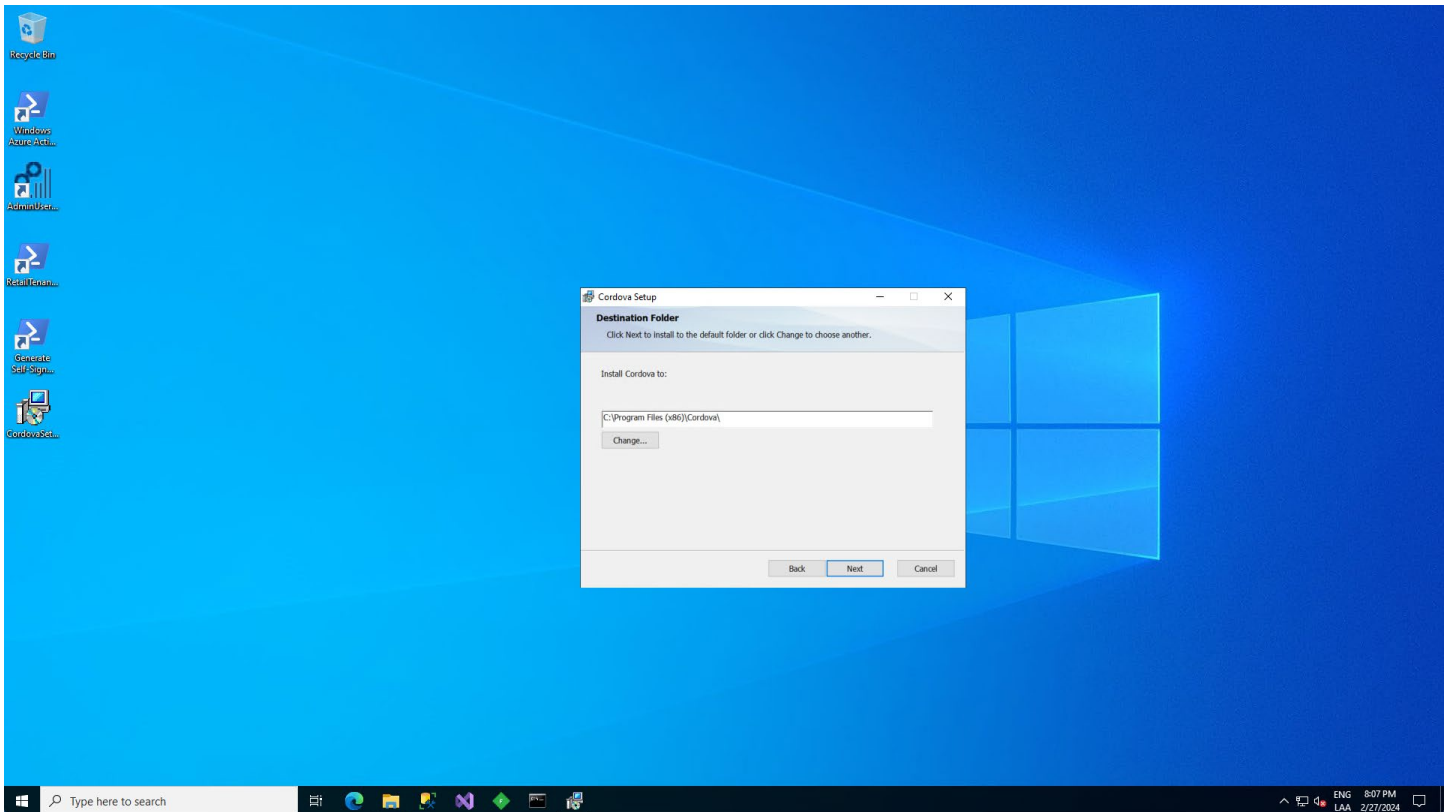
Click on the **Next** button.

Read the Atlantic Oak Cordova End User License Agreement. Once you have finished, mark the “**I accept the terms in the User Agreement**” check box.

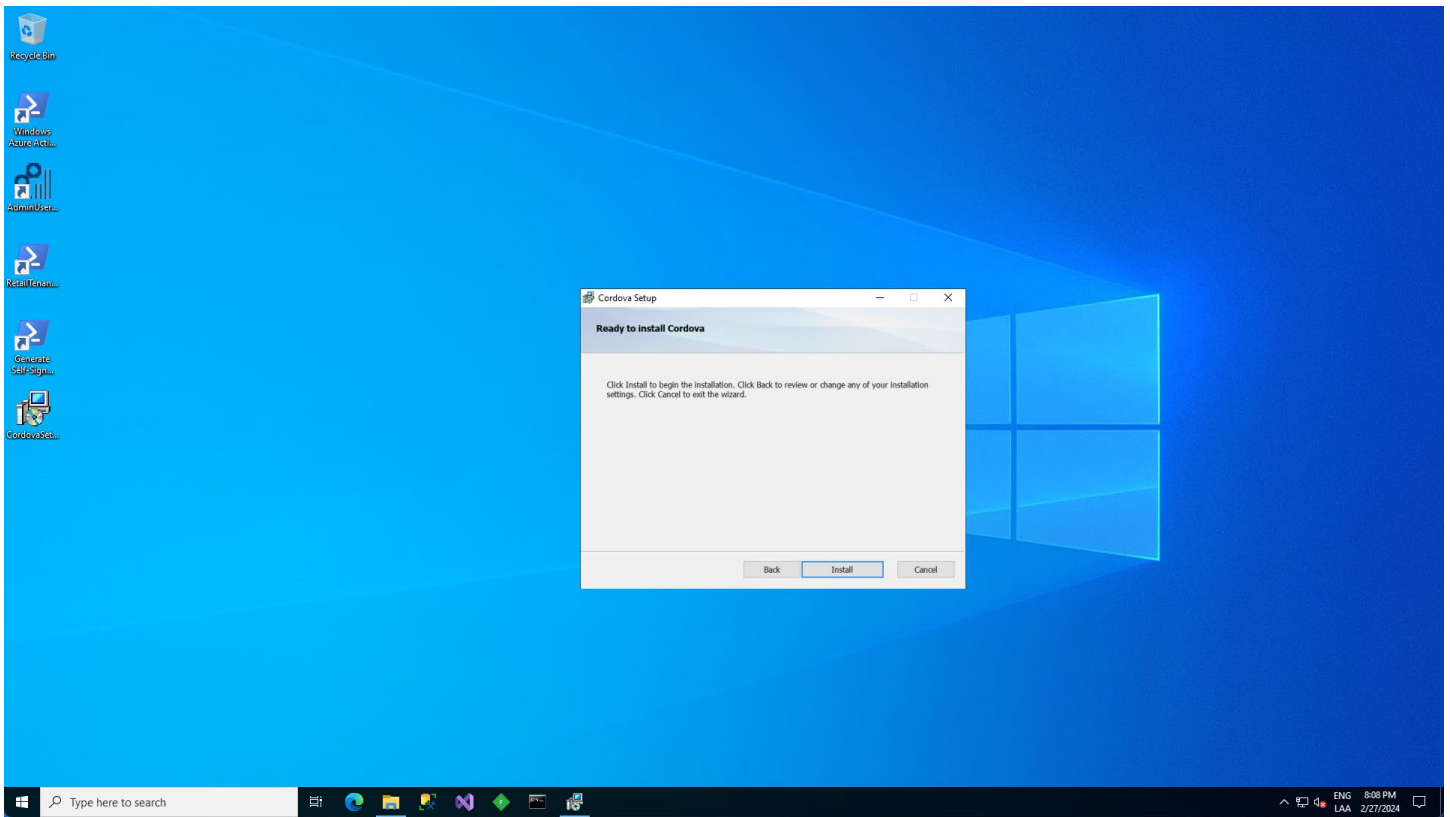


Click on the **Next** button.

Select the install directory or leave the default selection (recommended).

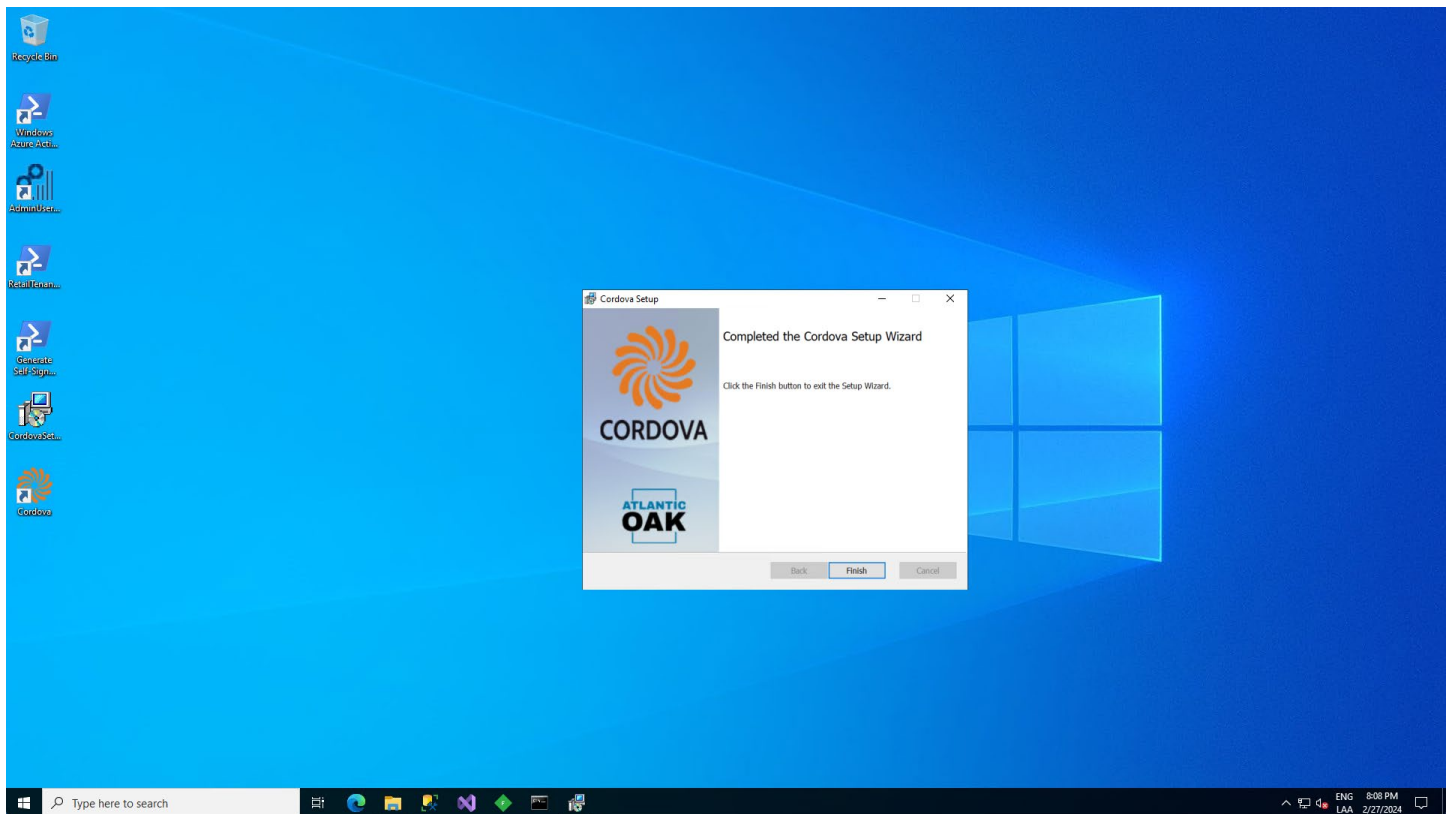


Click on the **Next** button.



Click on the **Install** button to continue.

Once the install has finished successfully you will see the completion screen.

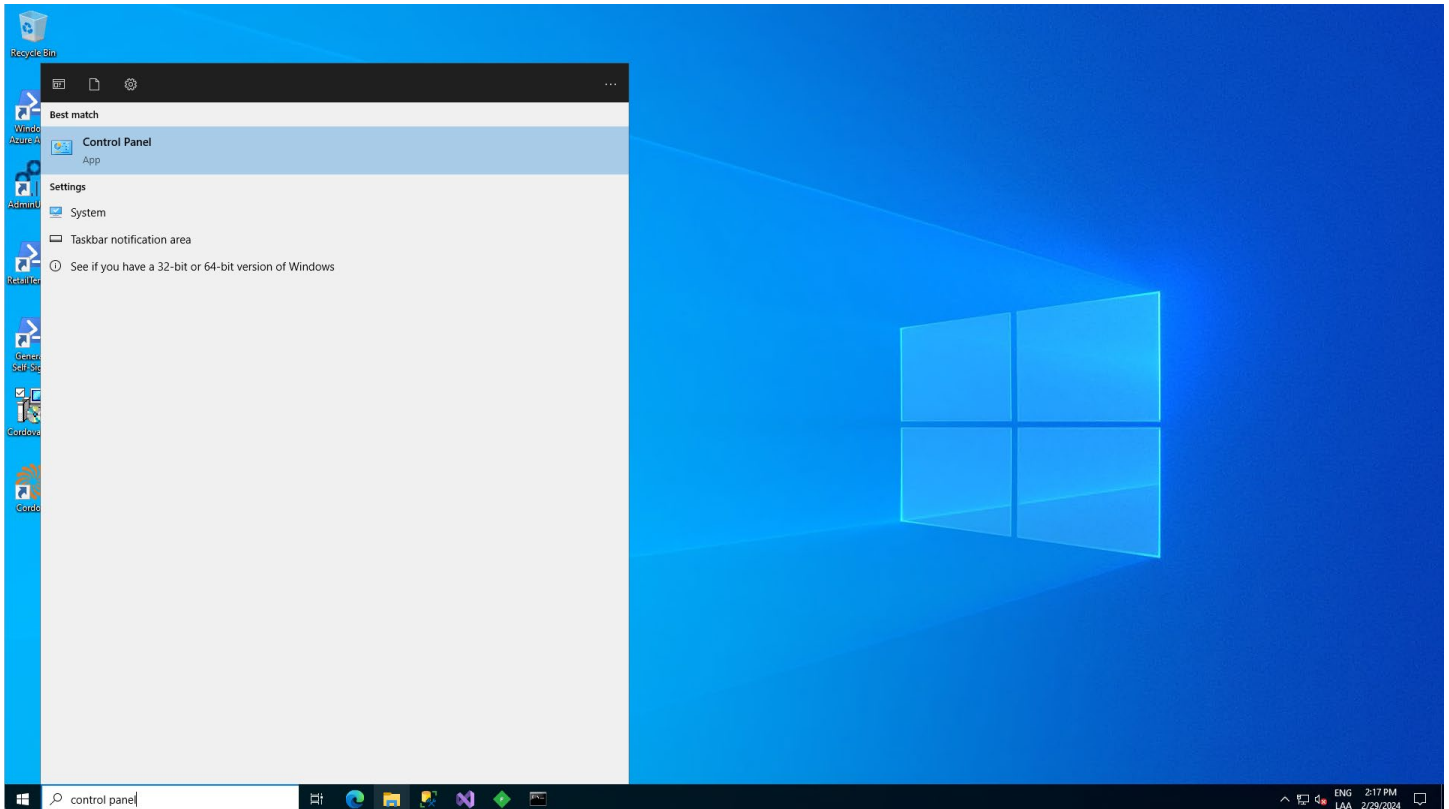


Click on the **Finish** button to exit the setup wizard.

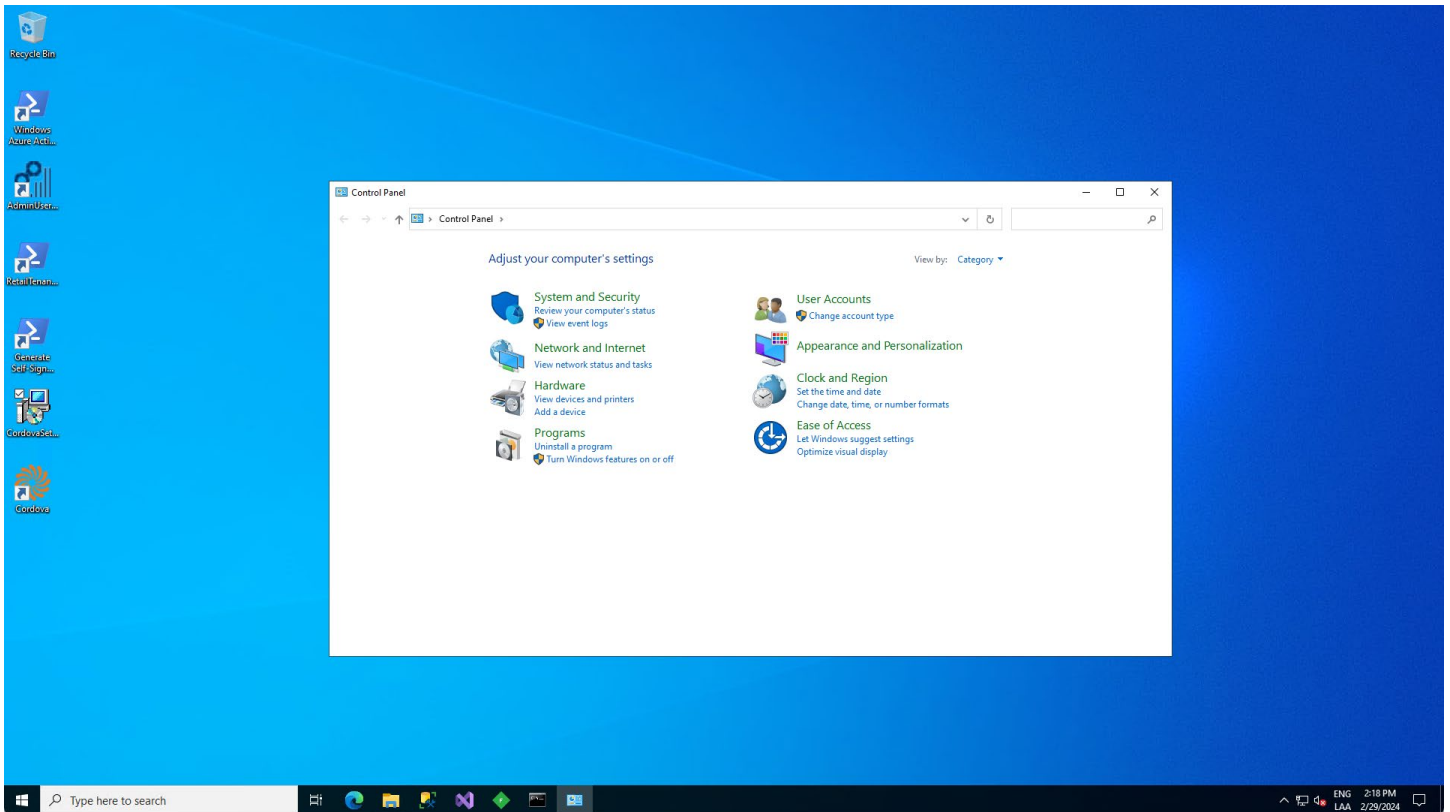
# Uninstall Instructions

---

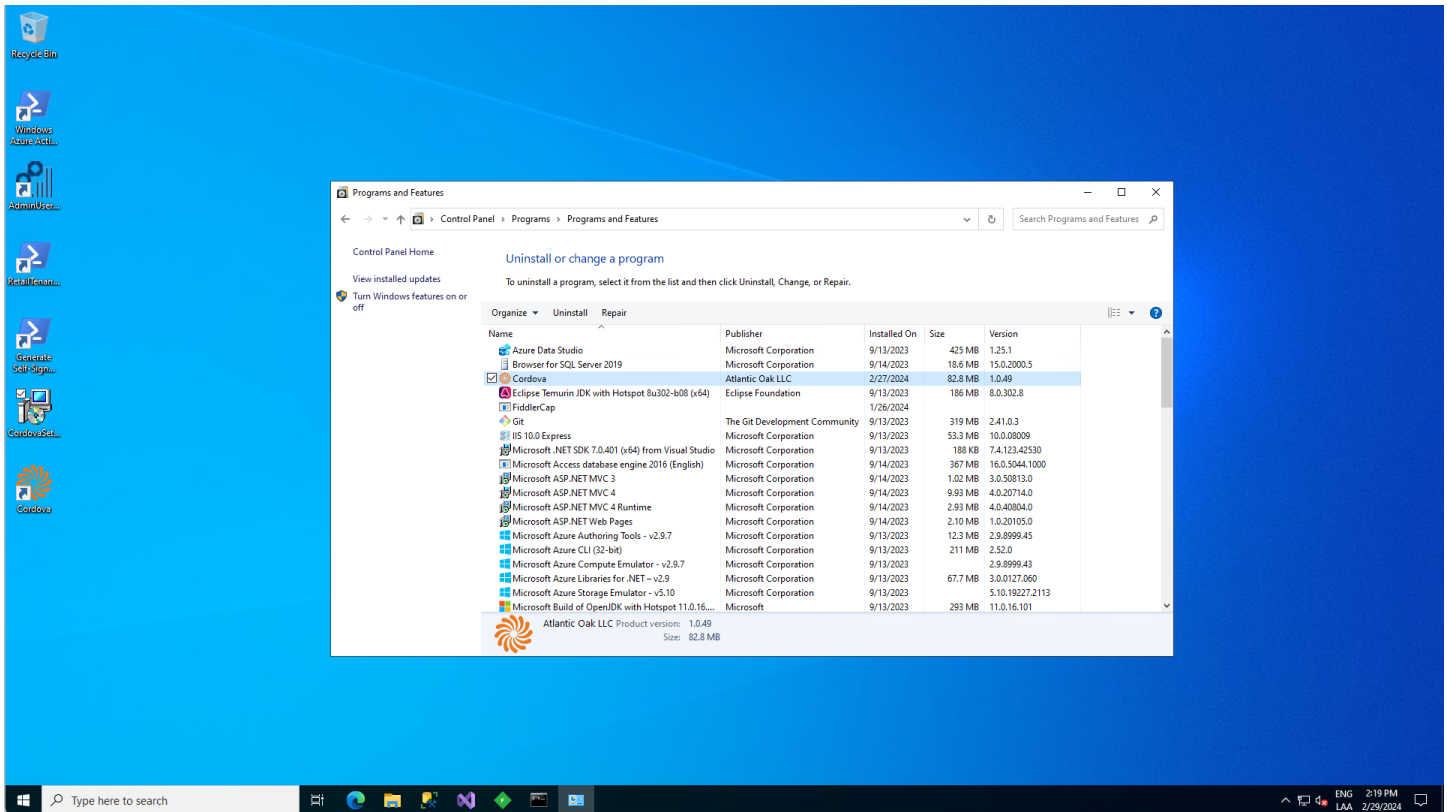
Type **“control panel”** in the Cortana search bar at the lower left-hand side of the windows environment.



Click on **“Uninstall a program”** under **Programs**.

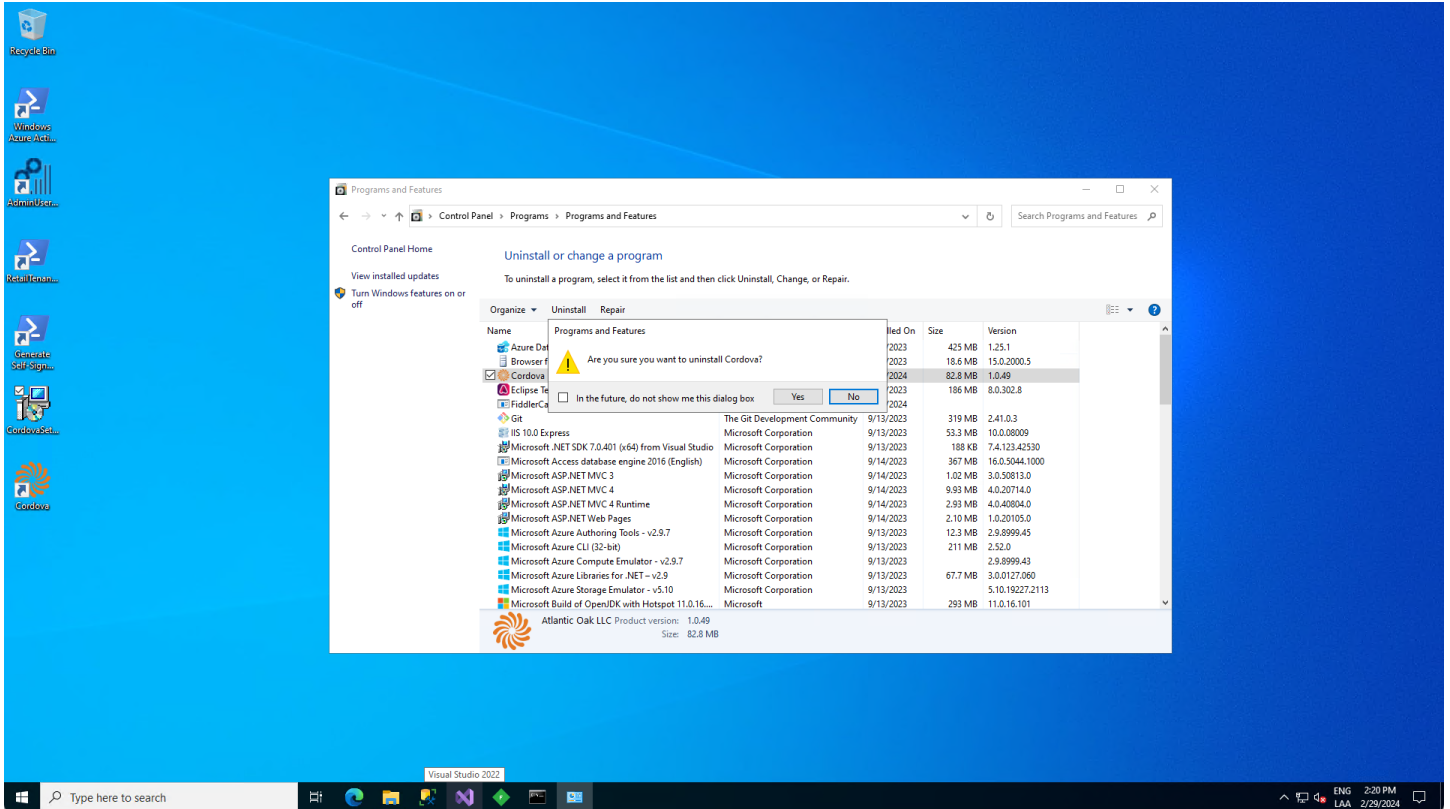


Select **Cordova** and click on the **Uninstall** button.

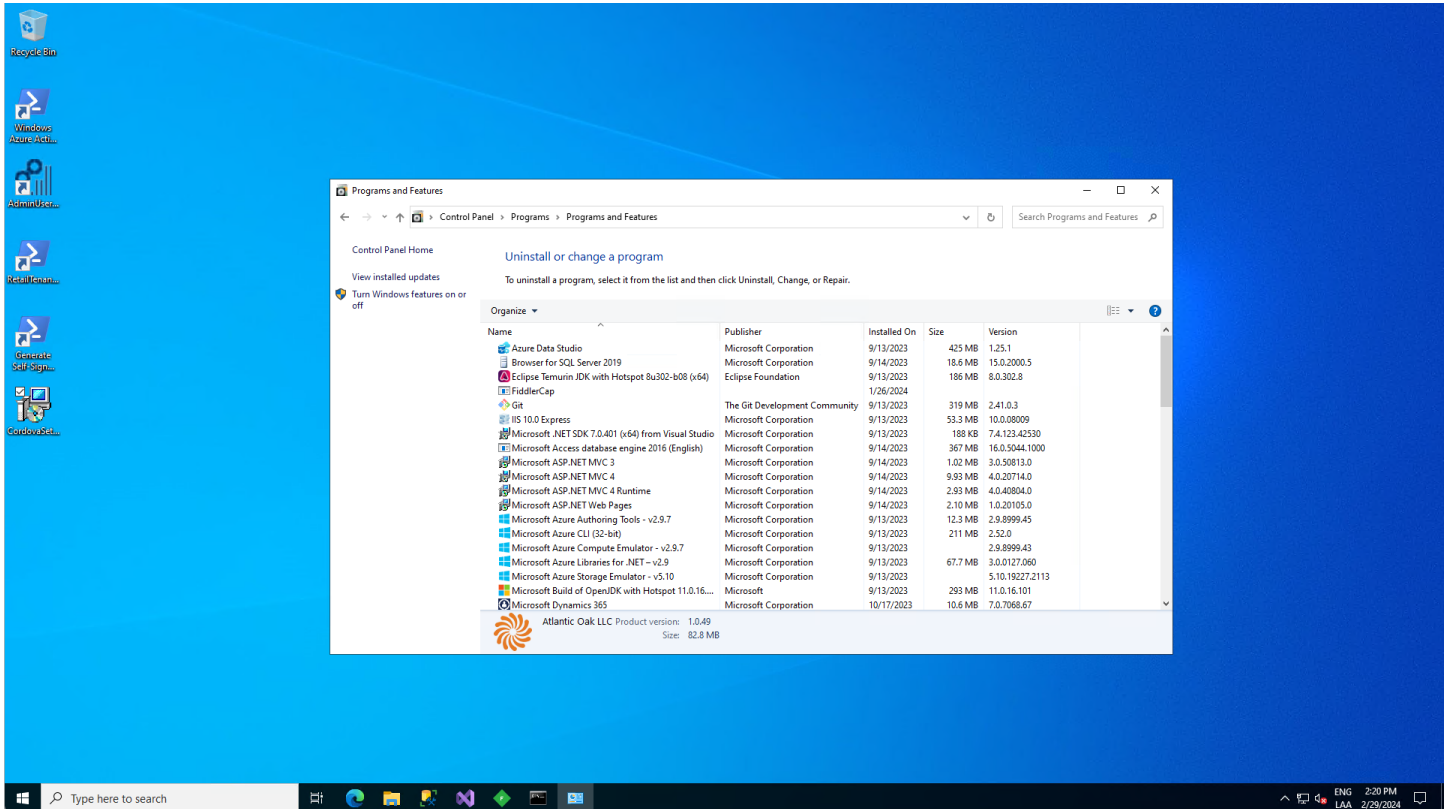




The system will prompt you: **“Are you sure you want to uninstall Cordova?”**, click on the **Yes** button.



After a few seconds **Cordova** will be uninstalled from your system.



# Setup

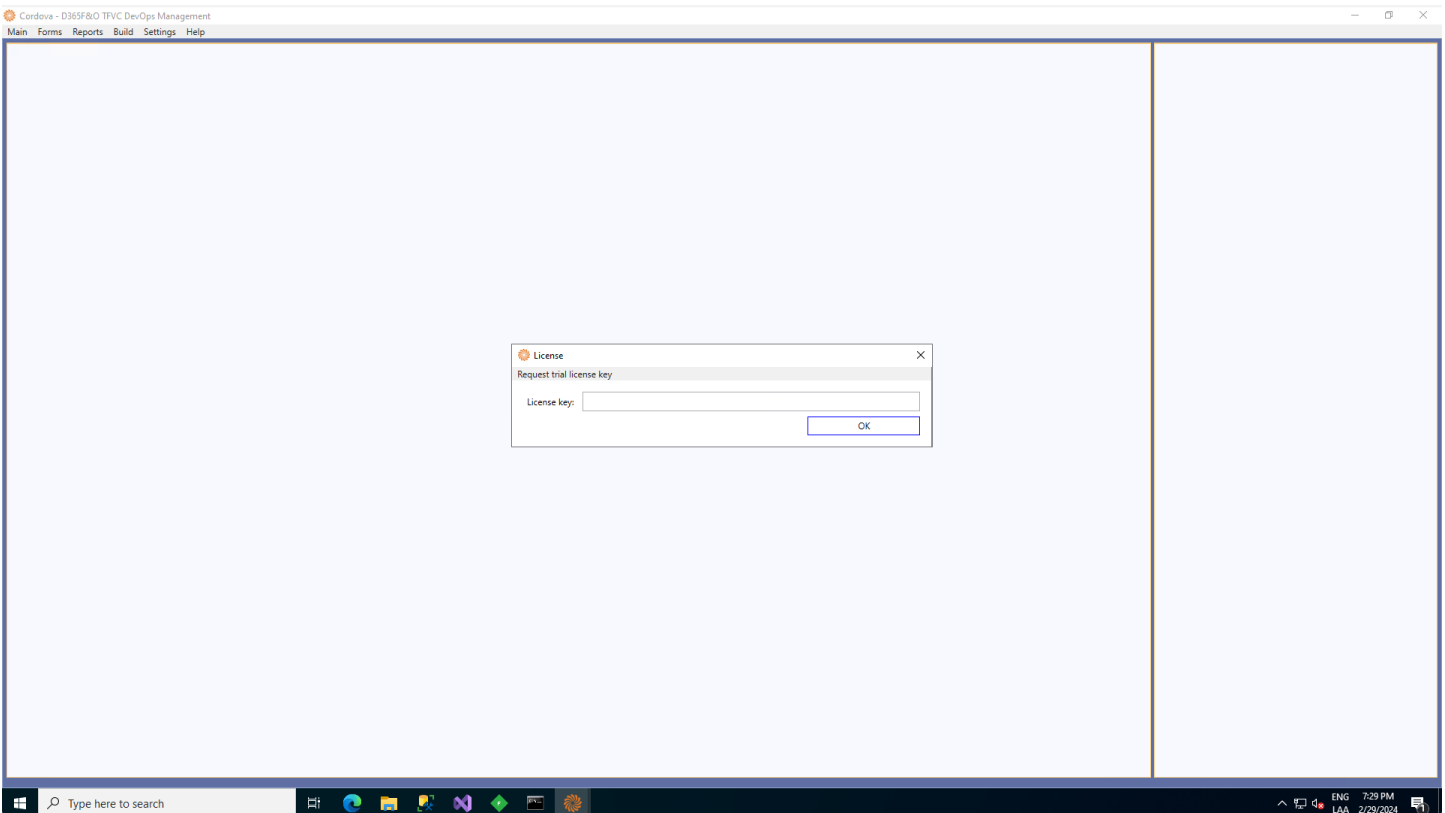
---

To begin setup, after successfully installing the product, click on the Cordova desktop icon that was created on your desktop during the install process.



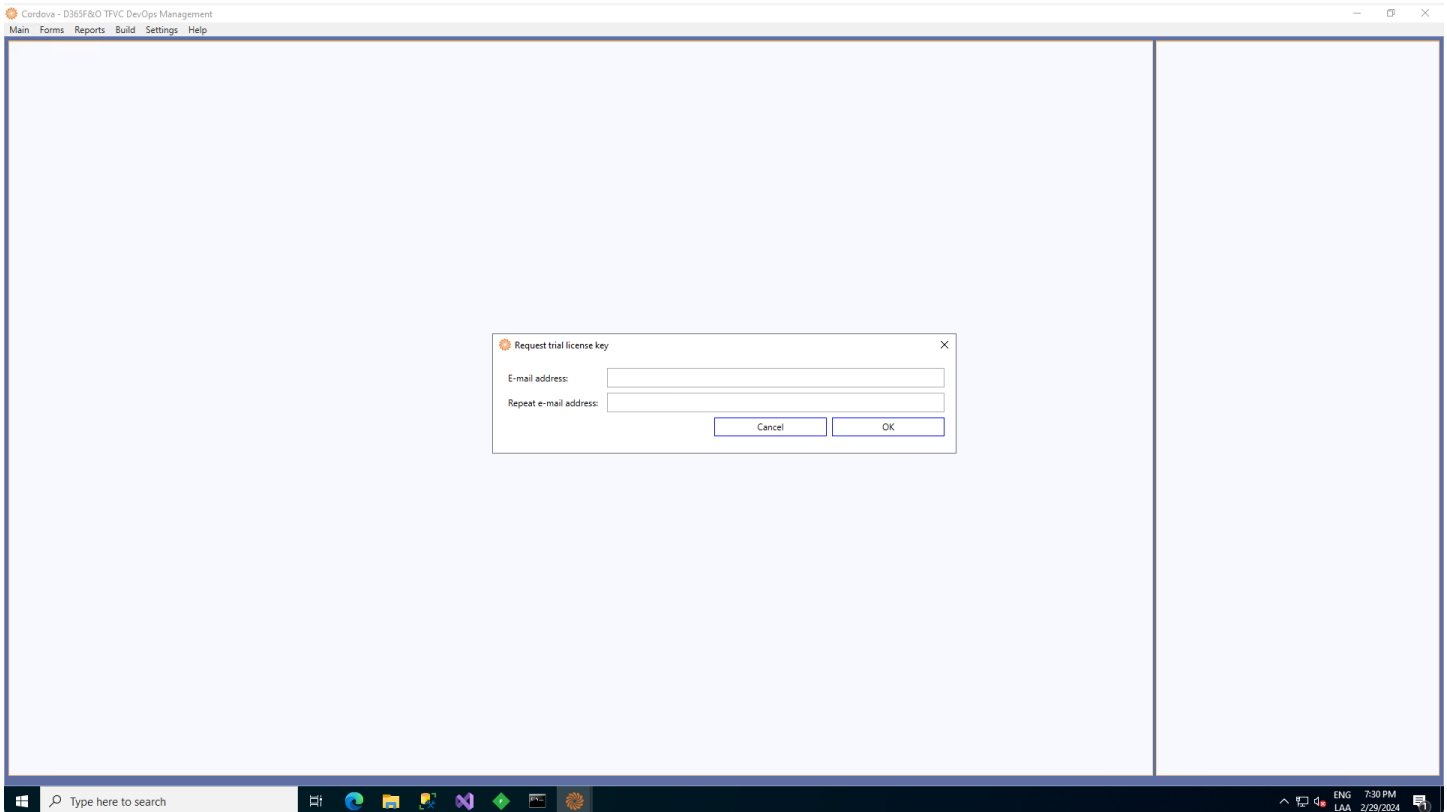
## License Keys

Each install of the Cordova TFVC Management System requires a license key. After installing the product and clicking on the Cordova desktop icon, the first dialog that pops-up will prompt you to enter a license key.

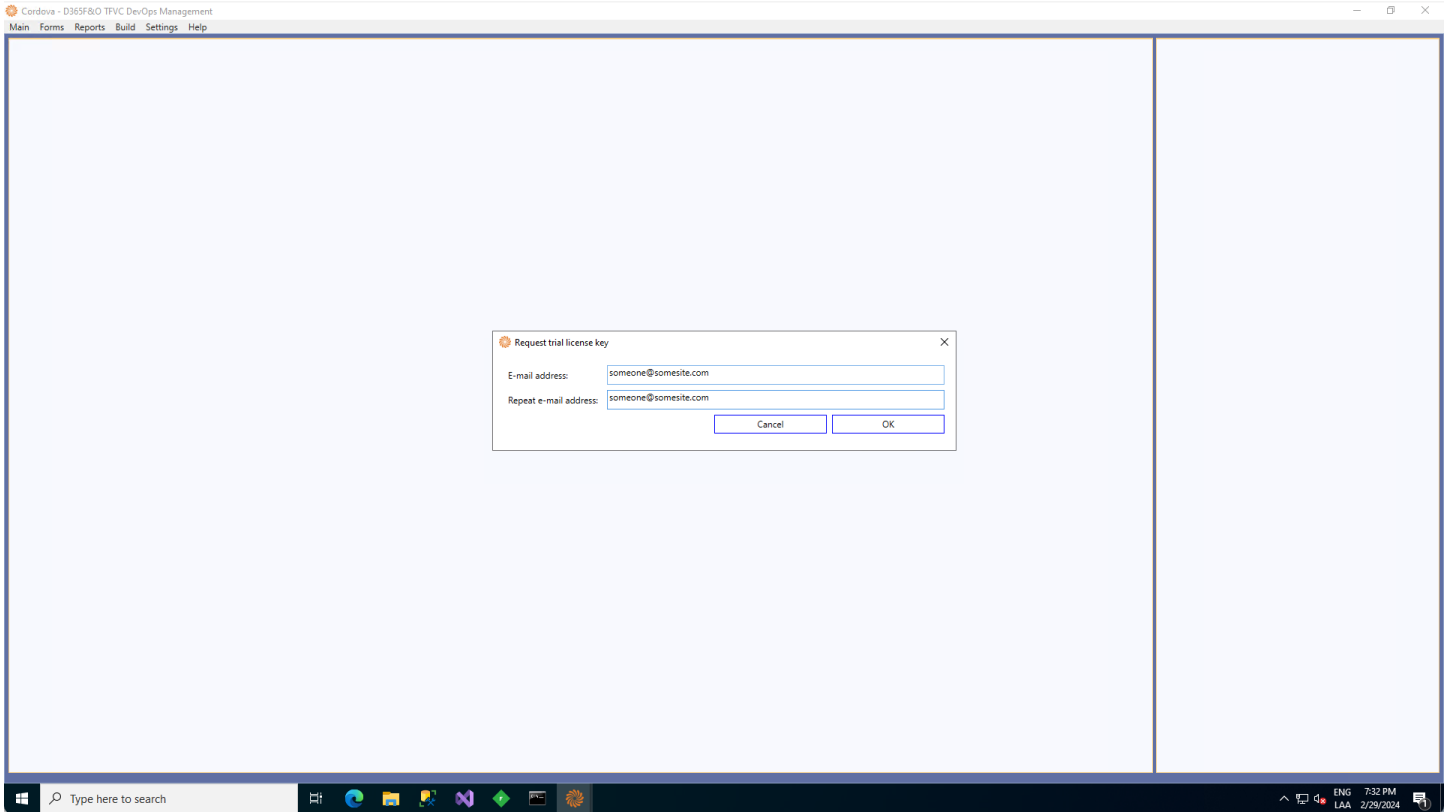


Enter your license key. If you do not have one, you can request a trial license key by pressing the **“Request trial license key”** button. A trial license will be valid for 15 days. You can contact us and request additional extension periods if needed.

If you click on the **“Request trial license key”** button, a dialog prompting you for your e-mail will pop-up.



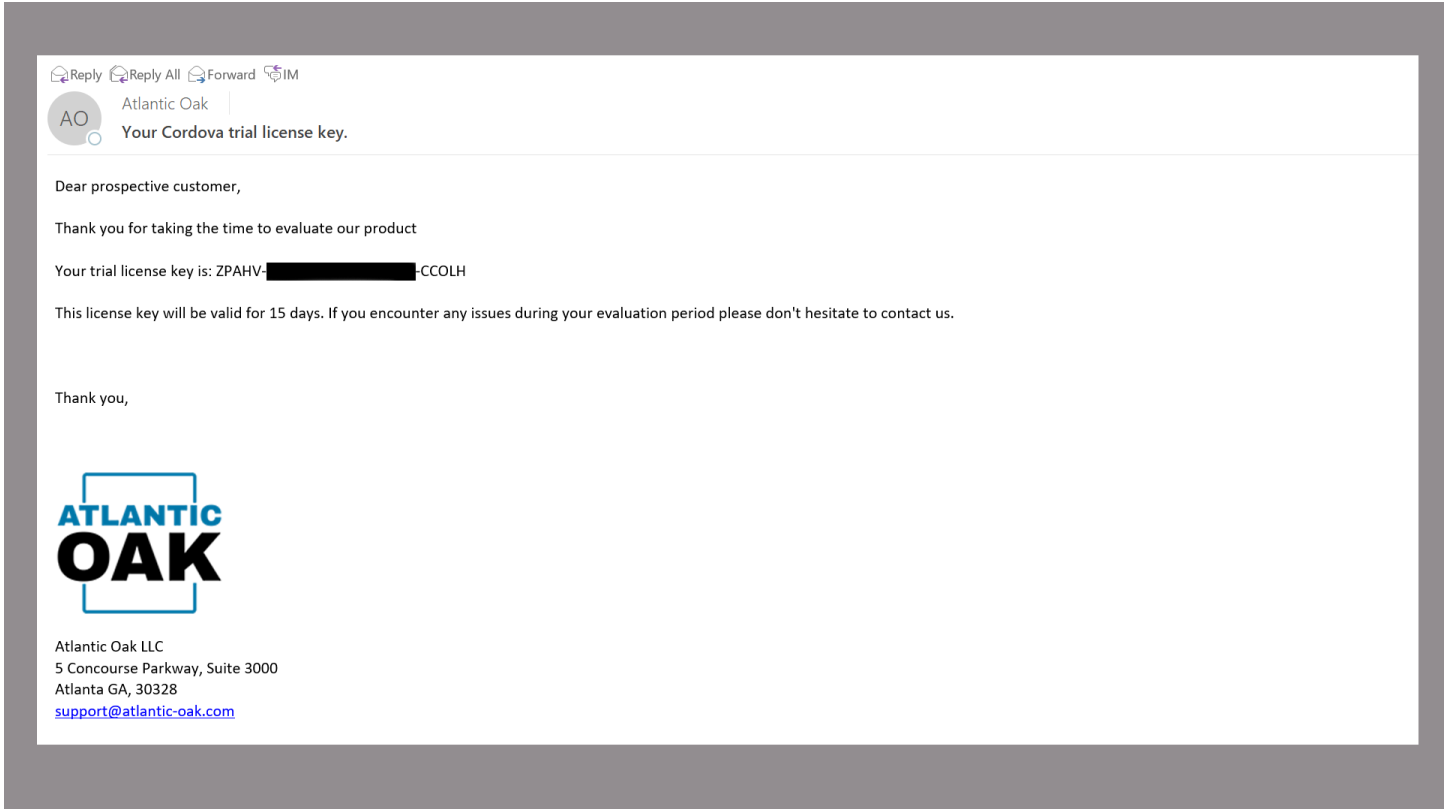
The dialog will ask that you type in your e-mail twice to make sure that it is correct.





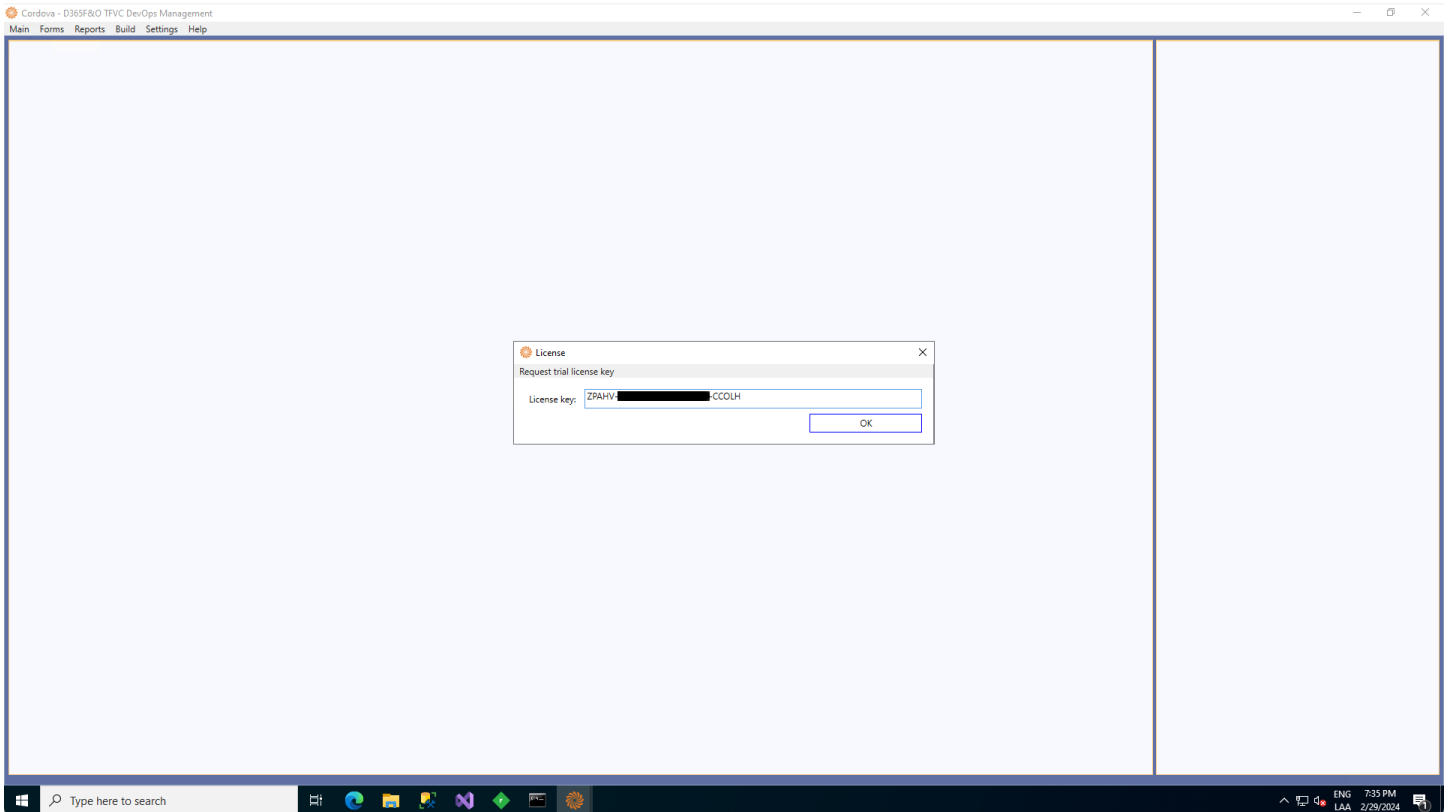
Cordova TFVC Management System

Once you click on the OK button, our system will send you an e-mail to the above address with the license key.






Type the license key and press the OK button.



When Cordova loads for the first time, you must configure all the settings in the system.



There are five different configuration screens:

- General settings.
- Branches.
- Form configuration.
- Report configuration.
- Build configuration.

General settings should be configured first, followed by branches.

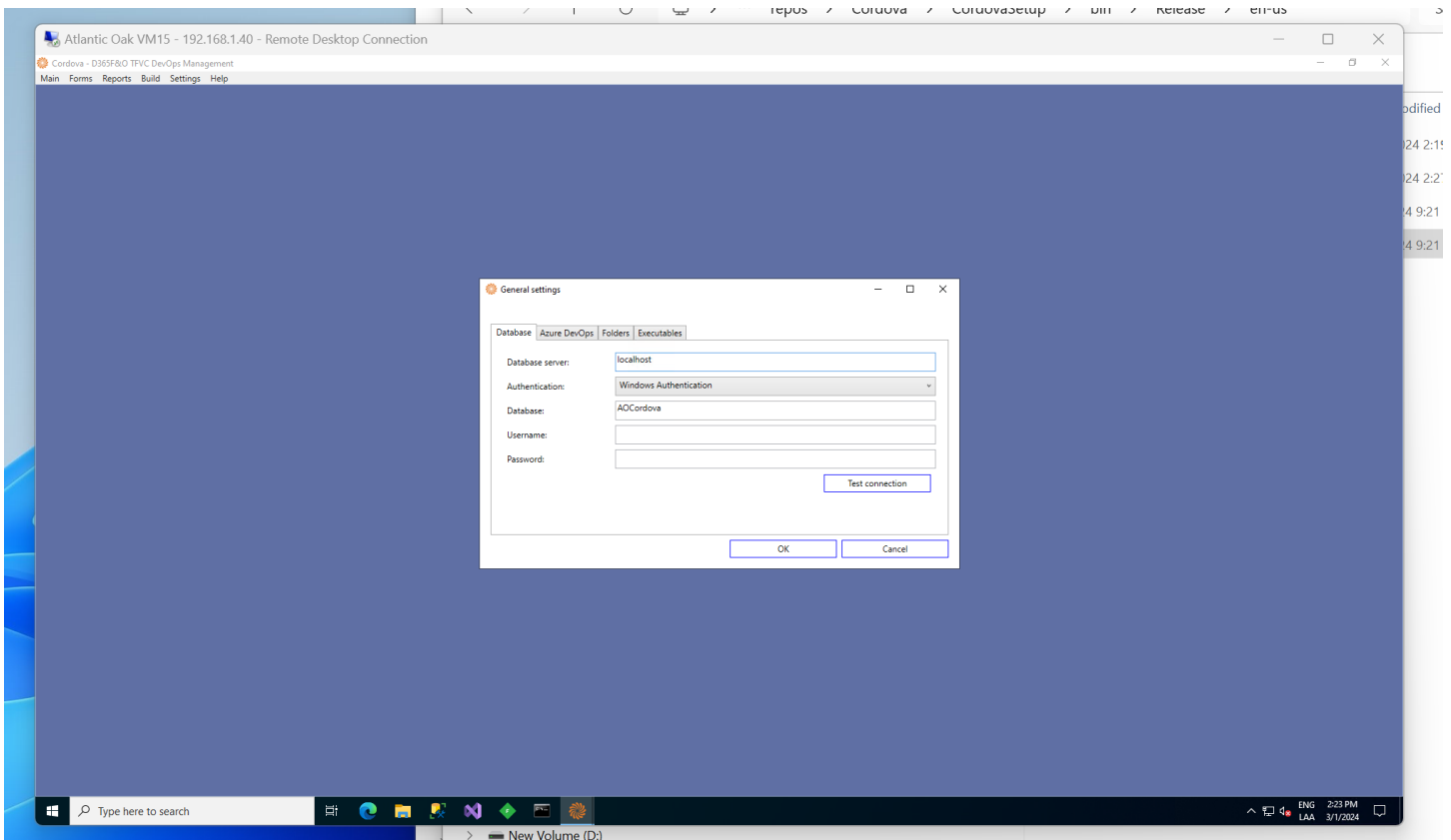


## General Settings

The General settings dialog is divided into four tabs:

- Database
- Azure DevOps
- Folders
- Executables

The Database tab is used to specify Sql Server connection information to the Cordova database that is created on system startup. **In a one box environment the settings are populated by default. They should not be changed, unless needed.**



### Tab controls:

**Database server:** The SQL database server name. Generally **localhost** for one box environments. It can also be an IP address, or **.\SQLEXPRESS** for SQL express installs for example.

**Authentication:** Windows Authentication or SQL Server Authentication.



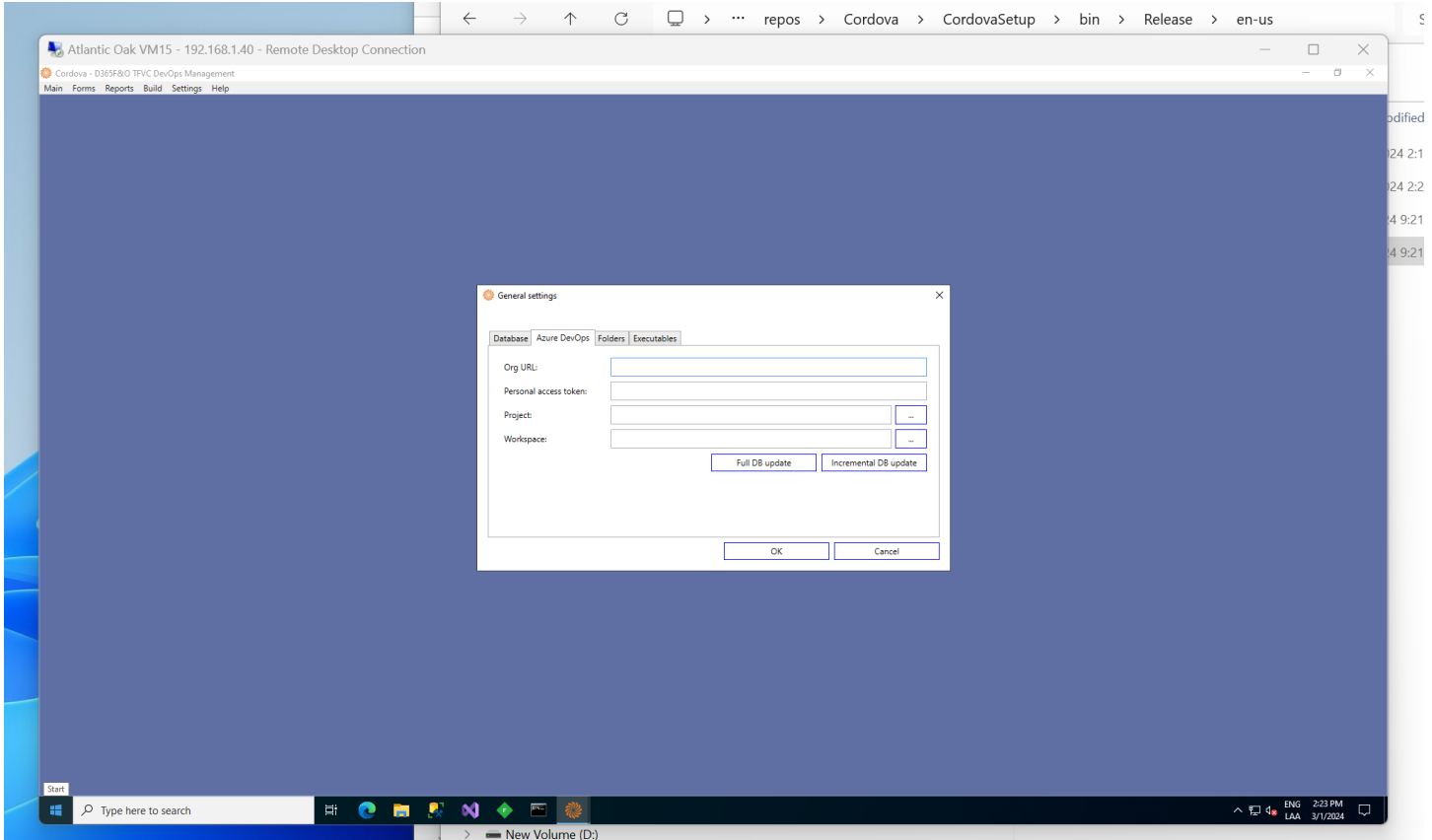
Cordova TFVC Management System

**Database:** The name of the Cordova database. On initial startup Cordova will create a database called AOCordova.

**Username:** The SQL server administrator username.

**Password:** The SQL server administrator password.

In the Azure DevOps tab, you must enter the settings to connect to the Azure DevOps instance that is being used by your organization,



### Tab controls:

**Org URL:** It is generally of the form <https://dev.azure.com/YourOrganizationName>. If in doubt, ask your system administrator or contact us at [support@atlantic-oak.com](mailto:support@atlantic-oak.com).

**Personal access token:** The personal access token created in Azure DevOps to allow third party software access. You can navigate to: <https://learn.microsoft.com/en-us/azure/devops/organizations/accounts/use-personal-access-tokens-to-authenticate> for more information.

**Project:** The name of the project that contains Dynamics 365 for Finance and Operations code. An organization can have several projects so ask your system administrator or contact us at [support@atlantic-oak.com](mailto:support@atlantic-oak.com). Use the button on the left (the one with three dots) to bring up the project selector dialog.

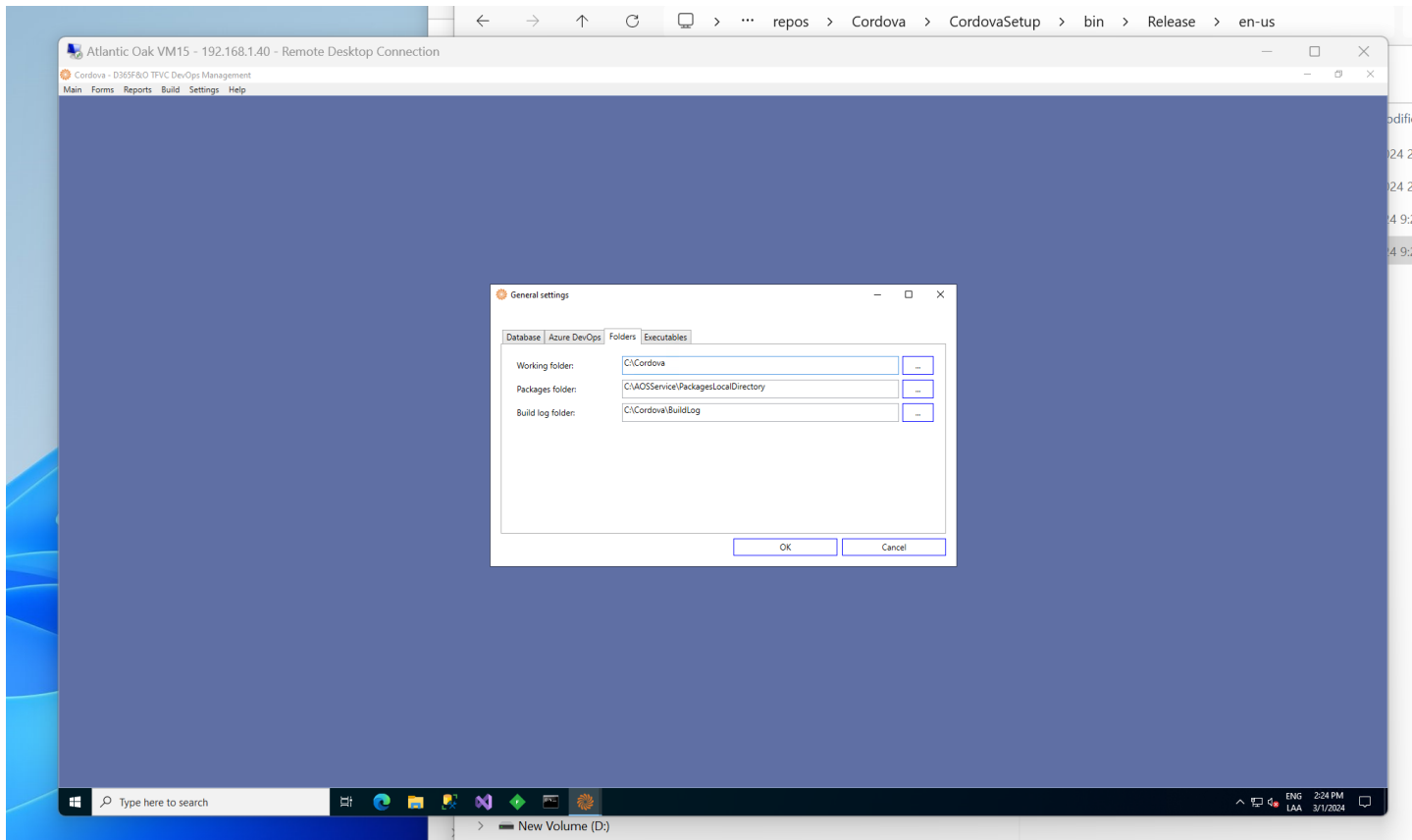


**Workspace:** The workspace that contains the branch mappings, you can get this information from Visual Studio. You might have more than one workspace in your system, and the rule of thumb is to use the workspace that has any number of mappings. Unused workspaces will have 0 mappings. If in doubt, ask your system administrator or contact us at [support@atlantic-oak.com](mailto:support@atlantic-oak.com). Use the button on the left (the one with three dots) to bring up the workspace selector dialog.

Once you have configured all the above values click on the **"Full DB update"** button. Cordova will begin querying Azure DevOps and copying data to the local database. Depending on the size of the database this operation might take a few minutes or longer.

The **"Incremental DB update"** button can be clicked when you feel like the local DB needs an updated dataset. But generally, Cordova takes care of updating the DB automatically.

The folders tab is populated with values by the system by default. These folders are used to keep temporary and other files, such as reports, that are generated by the Cordova system.



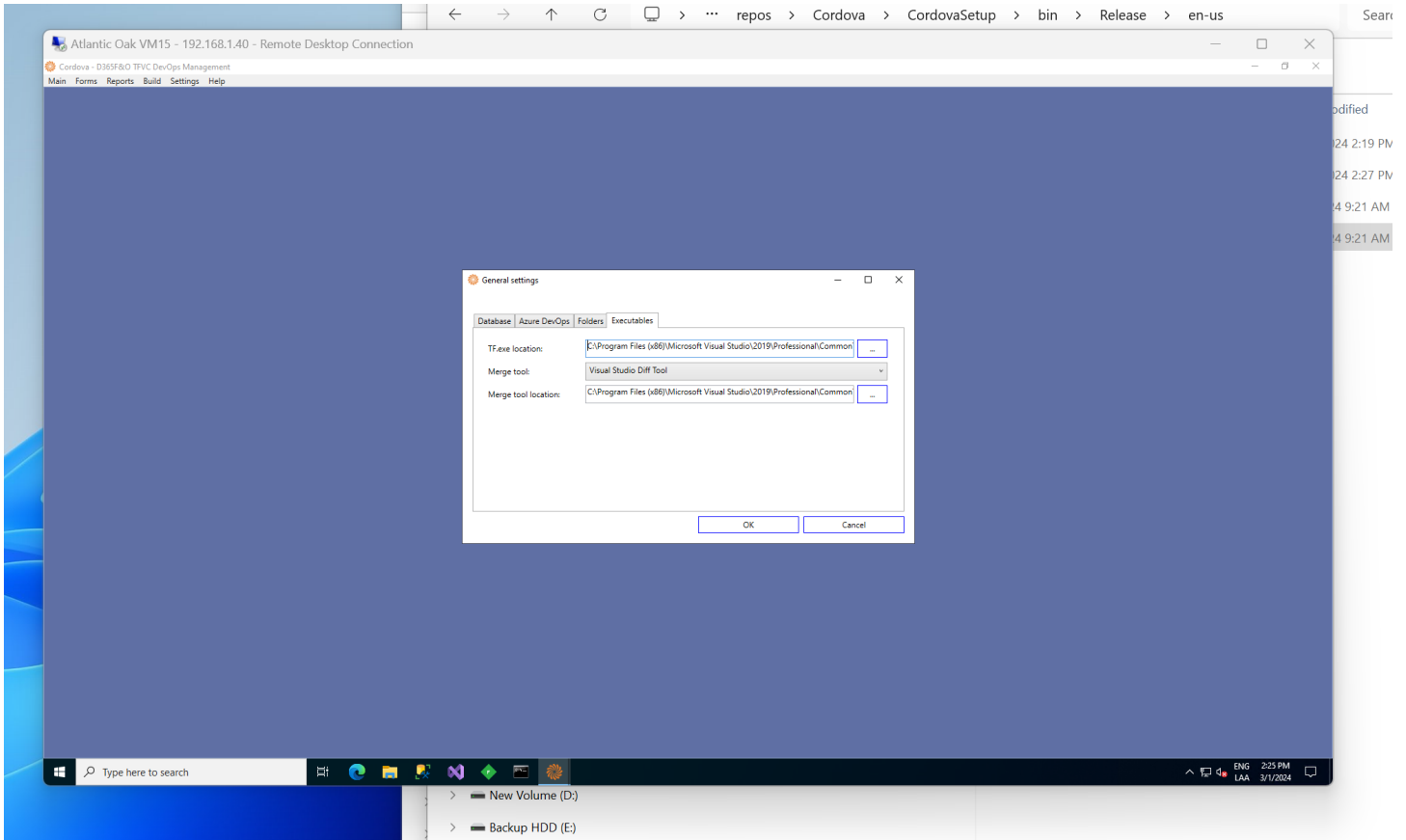
**Tab controls:**

**Working folder:** The path to the working folder for the system. This folder will store several files such as reports.

**Packages folder:** The packages folder on one box systems. Will be blank if Cordova is running on a system that is not a one-box.

**Build log folder:** Will contain temporary files created during build processes.

The executables tab is populated with values by the system by default. It contains path information for executables that are invoked within the Cordova system.



**Tab controls:**

**TF.exe location:** Path to the TF.exe executable.

**Merge tool:** Merge tool type. Currently the only valid option is "Visual Studio Diff Tool".

**Merge tool location:** Path to the executable for the merge tool.

## Branches

The branches screen will allow you to specify which code branches of your project you wish to have as origins or destinations of merge operations.

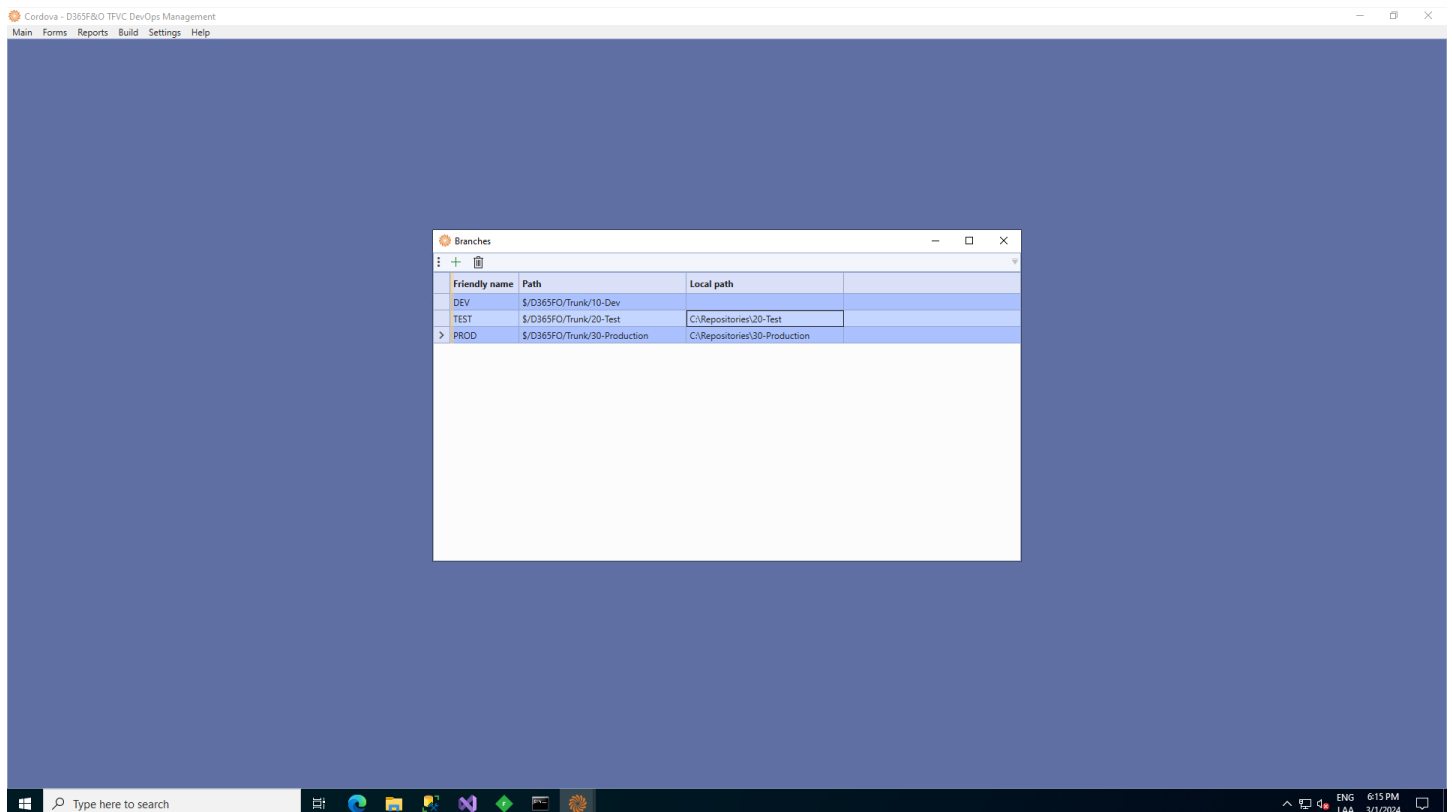
### Toolbar buttons:



Add a branch.



Remove a branch.



### Grid columns:

**Friendly name:** A short description to identify the branch. Will show up in reports instead of the repository path.





**Path:** The complete path of the branch in the Azure DevOps code repository.

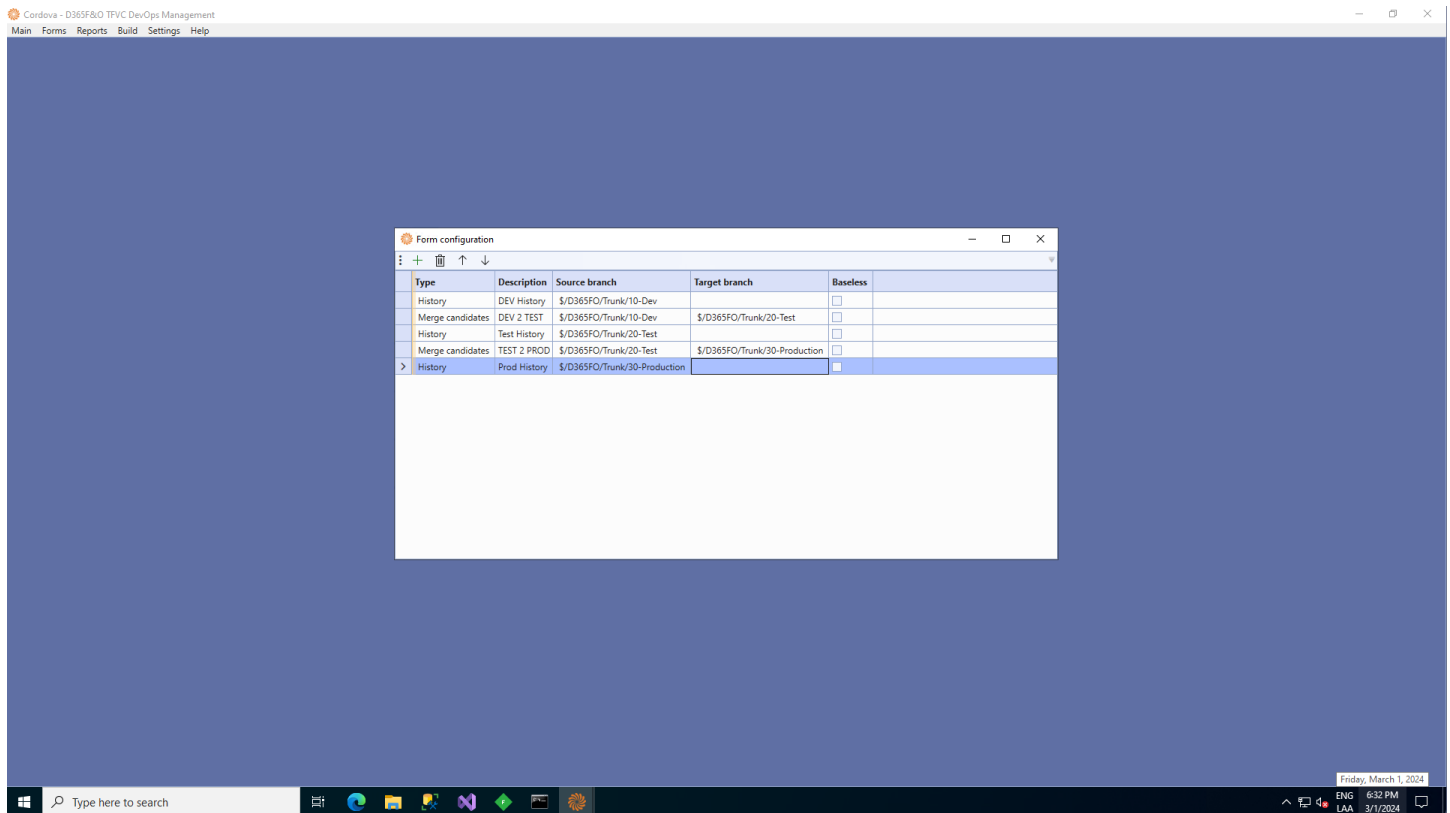
**Local path:** (Optional) The mapping to the local machine. Will only be used by the TF.exe script generation process.

## Form Configuration

The form configuration dialog will allow you to specify the merge or history operations that you execute frequently and want to keep handy. A history form will allow you to view the history of the changesets for a given branch and perform changes to the check in comments or change the associated Azure DevOps tasks. A merge candidates form will allow you to merge two branches.

### Toolbar buttons:

-  Add a form configuration line.
-  Remove a form configuration line.
-  Move line up.
-  Move line down.



### Grid controls:

**Type:** History or Merge candidates.

**Description:** A short description.




**Source branch:** The source branch of the merge, or the main branch for history.

**Target branch:** The destination branch. Only required for type **Merge candidates**.

**Baseless:** When you want to perform baseless merges mark this checkbox.






Once the forms have been configured they will show up in the **Forms** menu.

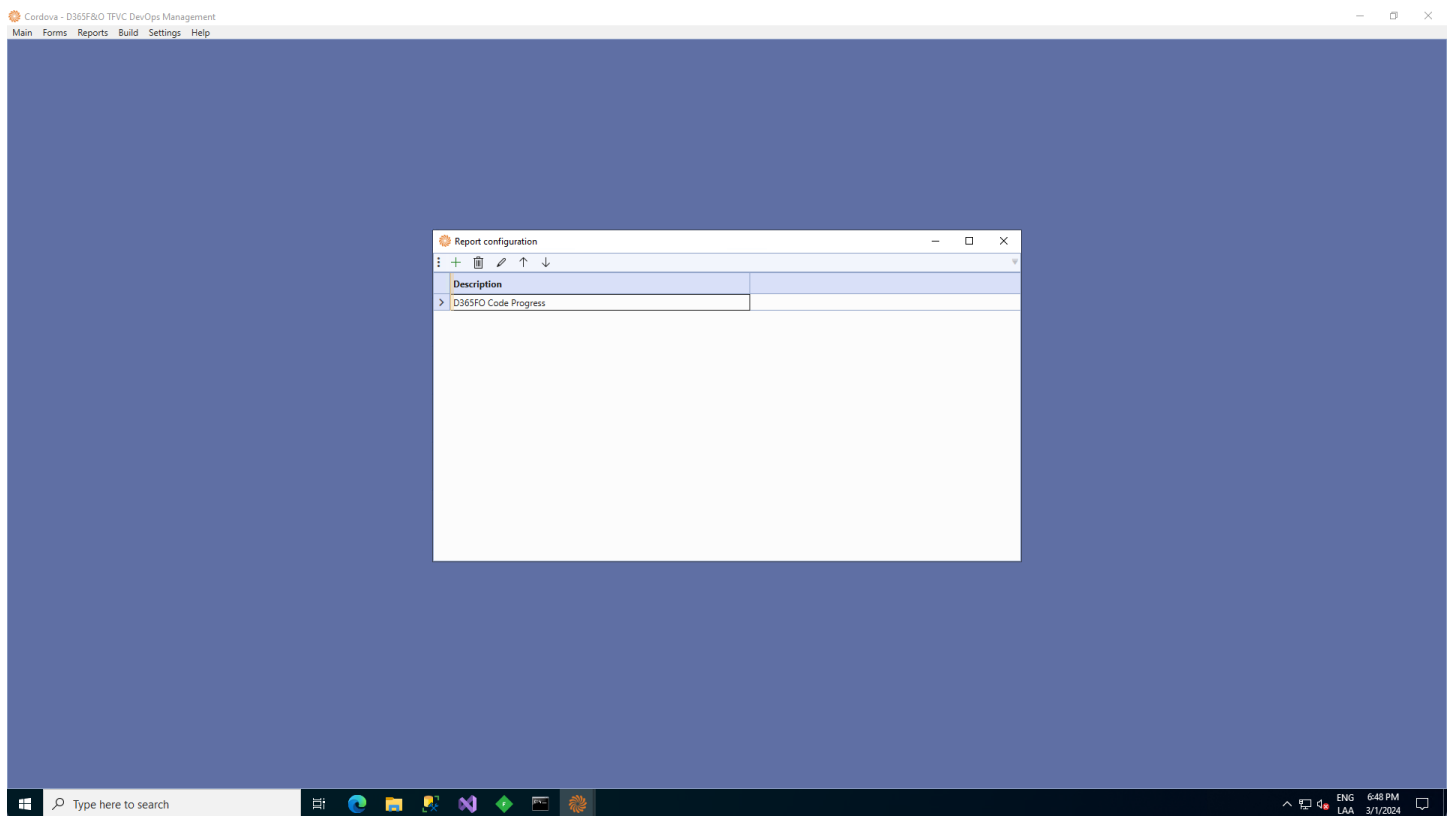


## Report Configuration

The Cordova system can produce excel style reports of changeset history and merge candidates that you can distribute to your team. The system can store several reports.

### Toolbar buttons:

-  Add a report configuration line.
-  Remove a report configuration line.
-  Edit selected report configuration line (go to report details).
-  Move line up.
-  Move line down.







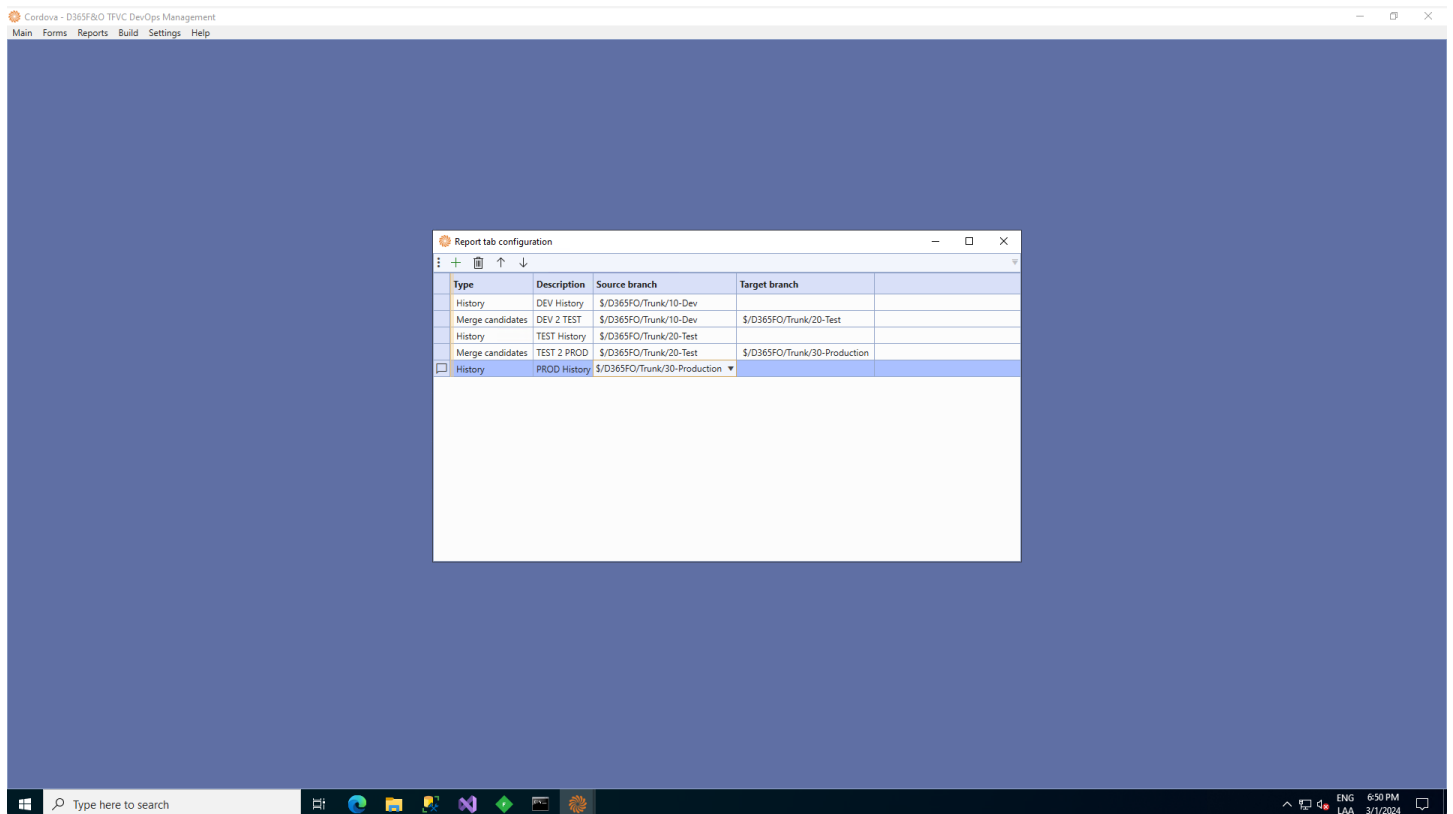
### Grid controls:

**Description:** A short description used to identify the report.

Once you are in the report details dialog you can specify the tabs that the report will have. A tab can be a history or a merge candidates tab.

**Toolbar buttons:**

-  Add a report tab configuration line.
-  Remove a report tab configuration line.
-  Move line up.
-  Move line down.



**Grid controls:**

**Type:** History or Merge Candidates.

**Description:** A short description.


**Source branch:** The source branch of the merge or the branch for history.

**Target branch:** The destination branch. Only required for type Merge Candidates.



## Cordova TFVC Management System





Once the reports have been configured, they will show up in the Reports menu.

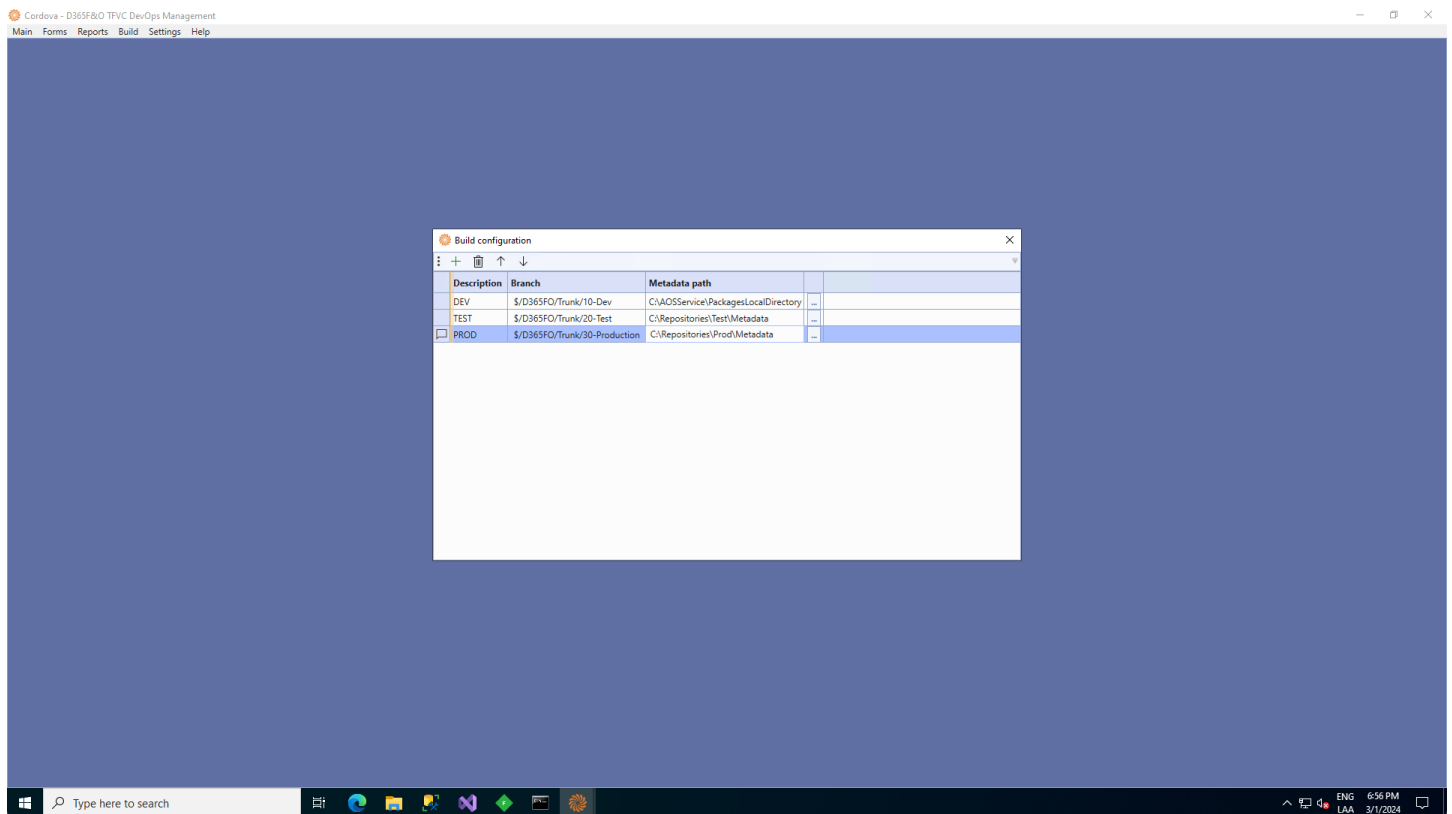


## Build Configuration

After doing merge operations you can check to see if a branch is compiling correctly. You can do this for several branches using a single one-box. The build configuration allows you to specify which branches you wish to compile.

### Toolbar buttons:

-  Add a build configuration line.
-  Remove a build configuration line.
-  Move line up.
-  Move line down.



### Grid controls:

**Description:** A short description that will be visible in the top menu area.


**Branch:** The branch that will be compiled. Note: only metadata branches can be compiled. Project branches do not contain x++ code.



Cordova TFVC Management System

**Metadata path:** The local path to the metadata path.

Once the builds have been configured they will show up in the Build menu.



# Troubleshooting

If your Cordova instance will not start because of a configuration error, you can start the application in maintenance mode.

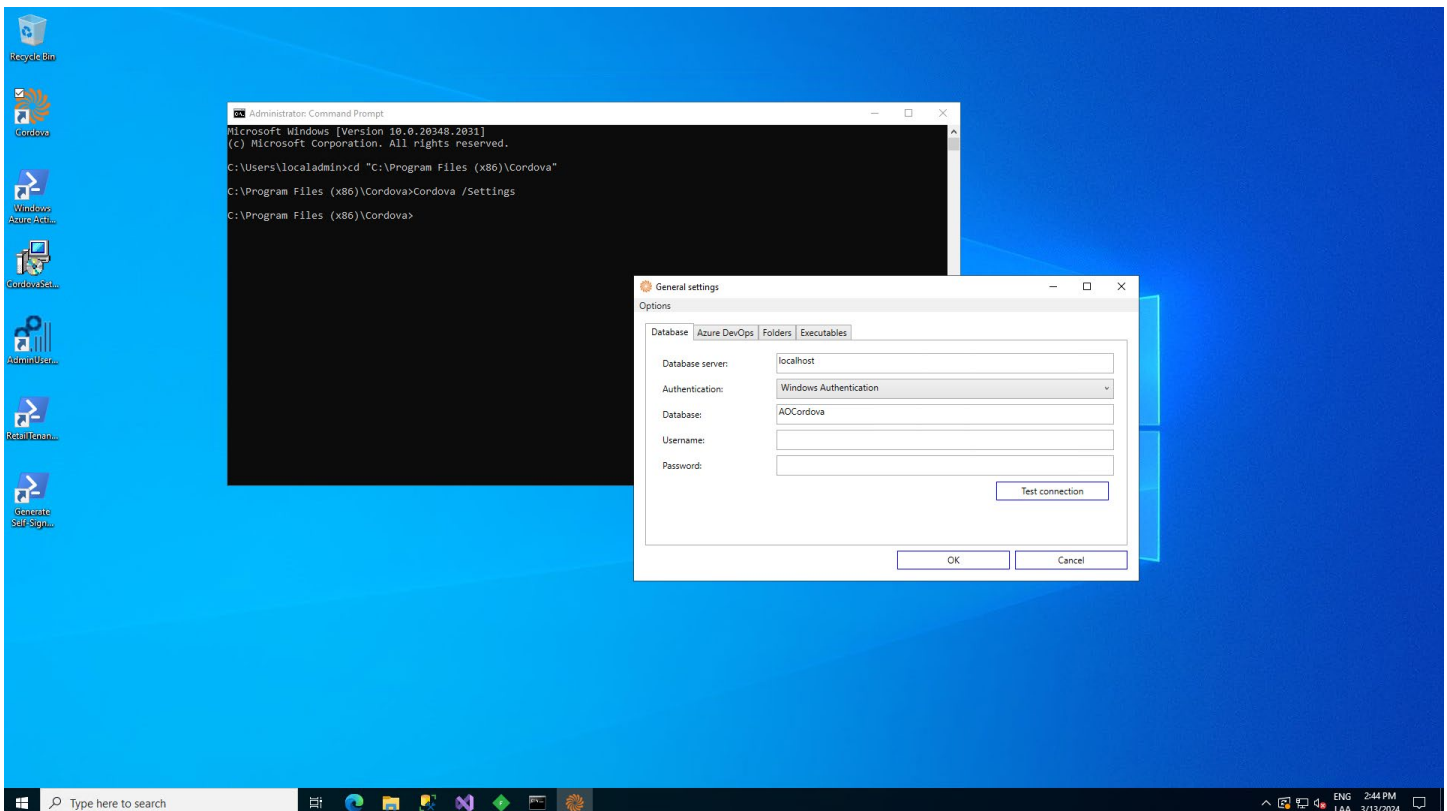
Open a command prompt with elevated privileges. Type:

**cd "C:\Program Files (x86)\Cordova"**

Which is generally the path to the Cordova executable, unless it was modified when installing the product. Then type:

**Cordova /Settings**

Cordova will then take you to the General Settings screen.



When you are finished doing the corrections you can close the dialog, all your new settings will be saved, and start Cordova.

# Forms

## History Forms

A history form will allow you to view the history of the changesets for a given branch and perform changes to the check in comments or change the associated Azure DevOps tasks.

### Toolbar buttons:

- Changeset properties.
- Files in changeset.
- Link changeset(s) to work item.
- Rollback changesets.
- Pending changes.
- Copy as table.
- Refresh

Cordova - D365F&O TFVC DevOps Management

Main Forms Reports Build Settings Help

DEV history

Work items and changesets Edit View

Changeset id	Owner	Created date time	Changeset comments	Work item id	Description	Assigned to	SME	Status	Tags
1781	john.lucas@atlantic-oak.com	2/26/2024 8:42:31 PM	4812: E-mail templates - Remove log file from Azure Storage	4812	E-mail templates	John Lucas		Closed	
1781	john.lucas@atlantic-oak.com	2/26/2024 8:28:58 PM	4826: Audit Certificate and NonFide - Clarify when logging certain types	4826	Audit Certificate and NonFide	John Lucas		Closed	
1779	john.lucas@atlantic-oak.com	2/26/2024 7:52:18 PM	4828: DevOps 1.2.21 install	4828	DevOps 1.2.21 install	John Lucas		Closed	
1775	john.lucas@atlantic-oak.com	2/23/2024 8:52:18 PM	4828: Create an extension on WorldFeedConnectTrackingTable - Remove the update method code	4828	Create an extension on WorldFeedConnectTrackingTable	John Lucas		Closed	
1771	john.lucas@atlantic-oak.com	2/23/2024 8:28:12 PM	4829: Log cleanup	4829	Log cleanup	John Lucas		Closed	
1769	john.lucas@atlantic-oak.com	2/23/2024 8:28:12 PM	4829: Create an extension on WorldFeedConnectTrackingTable	4829	Create an extension on WorldFeedConnectTrackingTable	John Lucas		Closed	
1767	john.lucas@atlantic-oak.com	2/16/2024 2:11:22 PM	4827: Dynamics 2017 1.2 deploy - Add new files	4827	Dynamics 2017 1.2 deploy	John Lucas		Closed	
1765	john.lucas@atlantic-oak.com	2/16/2024 2:10:48 PM	4827: Dynamics 2017 1.2 deploy - Remove 2017	4827	Dynamics 2017 1.2 deploy	John Lucas		Closed	
1763	john.lucas@atlantic-oak.com	2/16/2024 10:35:12 PM	4826: Audit Certificate and NonFide - Double change marking for log tables	4826	Audit Certificate and NonFide	John Lucas		Closed	
1761	john.lucas@atlantic-oak.com	2/16/2024 9:26:22 PM	4826: Audit Certificate and NonFide - Check in missing object	4826	Audit Certificate and NonFide	John Lucas		Closed	
1754	john.lucas@atlantic-oak.com	2/16/2024 8:58:42 PM	4826: Audit Certificate and NonFide	4826	Audit Certificate and NonFide	John Lucas		Closed	
1749	john.lucas@atlantic-oak.com	2/16/2024 5:21:28 PM	4825: Dynamics 2017 - Add new license file	4825	Dynamics 2017 Deploy	John Lucas		Closed	
1748	john.lucas@atlantic-oak.com	2/16/2024 4:59:47 PM	4825: Dynamics 2017 - Remove old license file	4825	Dynamics 2017 Deploy	John Lucas		Closed	
1739	john.lucas@atlantic-oak.com	2/13/2024 6:42:45 PM	4824: Remove application folders	4824	Dynamics 2017 Deploy	John Lucas		Closed	
1732	john.lucas@atlantic-oak.com	2/13/2024 6:16:21 PM	4824: Add Dynamics 2017 files to the tree	4824	Dynamics 2017 Deploy	John Lucas		Closed	
1731	john.lucas@atlantic-oak.com	2/13/2024 6:08:38 PM	4824: Remove Dynamics 2016 files	4824	Dynamics 2017 Deploy	John Lucas		Closed	
1729	john.lucas@atlantic-oak.com	2/13/2024 4:58:21 PM	4819: Send purchase order as mail attachment - Order items in log by created date time descending	4819	Send purchase order as mail attachment	John Lucas		Closed	
1716	john.lucas@atlantic-oak.com	2/13/2024 7:52:22 PM	4823: DevOps 1.2.24 install New 2023	4823	DevOps 1.2.24 Deploy	John Lucas		Closed	
1714	john.lucas@atlantic-oak.com	2/13/2024 4:13:22 PM	4822: Initial add of T2E files	4822	T2E T2E Enhancement addition	John Lucas		Closed	
1711	john.lucas@atlantic-oak.com	2/13/2024 4:46:38 PM	3846: RM and Open PO Lines Report Changes - corrected code that broke with T2E RM	3846	RM and Open PO Lines Report Changes	John Lucas		Closed	
1705	john.lucas@atlantic-oak.com	2/13/2024 3:12:27 PM	4820: New mail sending system - Error handling in the send mail method	4820	New mail sending system	John Lucas		Closed	
1704	john.lucas@atlantic-oak.com	2/13/2024 2:23:27 PM	4820: New mail sending system - Solution file checker	4820	New mail sending system	John Lucas		Closed	
1702	john.lucas@atlantic-oak.com	2/13/2024 7:39:19 PM	4821: Dynamics 2016 Deploy - Catch missing files	4821	Dynamics 2016 1.1 Deploy	John Lucas		Closed	
1700	john.lucas@atlantic-oak.com	2/13/2024 3:38:52 PM	3762: Send invoice as mail attachment - Include new methods into controller, add pattern to form	3762	Send invoice as mail attachment	John Lucas		Closed	
1697	john.lucas@atlantic-oak.com	2/13/2024 3:04:52 PM	4821: Dynamics 2016 1.1 - Add new files	4821	Dynamics 2016 1.1 Deploy	John Lucas		Closed	
1696	john.lucas@atlantic-oak.com	2/13/2024 3:08:23 PM	4821: Dynamics 2016 1.1 Deploy - Remove 2017	4821	Dynamics 2016 1.1 Deploy	John Lucas		Closed	
1689	john.lucas@atlantic-oak.com	2/28/2024 11:28:57 PM	4819: Add reason code to inventory adjustment report - Add role specific to the report	4819	Add reason code to inventory adjustment report	John Lucas		Closed	
1682	john.lucas@atlantic-oak.com	2/28/2024 2:13:28 PM	4797: Vendor Collaboration - Use e-mail templates	4797	Vendor Collaboration	John Lucas		Closed	
1681	john.lucas@atlantic-oak.com	2/28/2024 1:58:22 PM	4819: Add reason code to inventory adjustment report - include privilege and extended status	4819	Add reason code to inventory adjustment report	John Lucas		Closed	
1680	john.lucas@atlantic-oak.com	2/23/2024 5:22:02 PM	4819: Send purchase order as mail attachment - setting code copy with new version	4819	Send purchase order as mail attachment	John Lucas		Closed	
1679	john.lucas@atlantic-oak.com	2/23/2024 5:21:28 PM	3762: Send invoice as mail attachment - security privilege improvement	3762	Send invoice as mail attachment	John Lucas		Closed	
1678	john.lucas@atlantic-oak.com	2/23/2024 5:19:51 PM	4819: Send purchase order as mail attachment - logging	4819	Send purchase order as mail attachment	John Lucas		Closed	
1677	john.lucas@atlantic-oak.com	2/16/2024 3:53:09 PM	3762: Send invoice as mail attachment - Added debug code	3762	Send invoice as mail attachment	John Lucas		Closed	
1676	john.lucas@atlantic-oak.com	2/16/2024 3:53:48 PM	3762: Send invoice as mail attachment - remove debug code	3762	Send invoice as mail attachment	John Lucas		Closed	
1668	john.lucas@atlantic-oak.com	2/13/2024 1:18:17 PM	4820: Dynamics Analytics Scanner - Add new	4820	Dynamics Analytics Deployment	John Lucas		New	
1667	john.lucas@atlantic-oak.com	2/13/2024 1:14:51 PM	4820: Dynamics Analytics Scanner Deploy	4820	Dynamics Analytics Deployment	John Lucas		New	
1661	john.lucas@atlantic-oak.com	2/13/2024 9:22:57 PM	4819: Add reason code to inventory adjustment report	4819	Add reason code to inventory adjustment report	John Lucas		Closed	
1660	john.lucas@atlantic-oak.com	2/13/2024 3:34:42 PM	3762: Send invoice as mail attachment - allow business an action form to send multiple mails	3762	Send invoice as mail attachment	John Lucas		Closed	
1657	john.lucas@atlantic-oak.com	2/13/2024 1:42:18 PM	3762: Send invoice as mail attachment - Setting code outside the loop as a possible fix	3762	Send invoice as mail attachment	John Lucas		Closed	

DEV history (S/HFC-D365FO/Trunk/10-Dev)





**Grid columns:**

**Changeset Id:** The id of the changeset.

**Owner:** username of the person that created the changeset.

**Created date time:** changeset creation date/time.

**Changeset comments:** changeset comments.

**Work item id:** the associated work item id.

**Description:** the work item description.

**Assigned to:** person responsible for the changeset.

**SME:** subject matter expert.










**Status:** status.

**Tags:** tags associated with the work item.

# Merge Candidate Forms

A merge candidates form will allow you to merge two branches.

## Toolbar buttons:

-  Changeset properties.
-  Files in changeset.
-  Link changeset(s) to work item.
-  Copy as table.
-  Preview merge script.
-  Batch merge/check in.
-  Remove changeset(s) from list.
-  Force merge.
-  Refresh.

Cordova - D365F&O TFVC DevOps Management

Main Forms Reports Build Settings Help

DEV to TEST merge candidates

Work items and changesets Edit Merge View

Changeset id	Owner	Created date time	Changeset comments	Work item id	Description	Assigned to	SME	Status	Tags
1719	john.luciano@atlantic-oak.com	4/10/2021 8:42:45 PM	4824 - Remove application folders	4824	Update application to include OMF T2 Enhancements	Janis Meyers		Closed	
1807	john.luciano@atlantic-oak.com	4/10/2021 2:48:27 PM	4801 - Dynamics 2016 1.1 Update - Remove old version	4801	Dynamics 2016 1.1 update	Janis Meyers		Closed	
1808	john.luciano@atlantic-oak.com	4/10/2021 2:48:27 PM	4787 - Vendor Collaboration - rollback on label file	4787	Vendor Collaboration	John Luciano		Closed	
1803	john.luciano@atlantic-oak.com	4/10/2021 1:10:38 PM	284701 - rollback 1107 - rollback labels	284701	RegionalCoverageGettingSet Entity Issues	John Luciano		Closed	
1802	john.luciano@atlantic-oak.com	4/10/2021 1:10:38 PM	4787 - Vendor Collaboration - label file check in	4787	Vendor Collaboration	John Luciano		Closed	
1801	john.luciano@atlantic-oak.com	4/10/2021 1:10:38 PM	284701 - rollback 1107	284701	RegionalCoverageGettingSet Entity Issues	John Luciano		Closed	
1802	janis.meyers@atlantic-oak.com	10/11/2022 4:46:30 PM	3836 - Dynamics upgrade	3836	Dynamics 2017 upgrade			New	
1825	janis.meyers@atlantic-oak.com	10/10/2022 9:02:16 PM	3836 - Delete from Dev branch again	3836	Dynamics 2017 upgrade			New	
1827	janis.meyers@atlantic-oak.com	10/10/2022 8:27:41 PM	3836 - V3 Dynamics	3836	Dynamics 2017 upgrade			New	
1826	janis.meyers@atlantic-oak.com	10/10/2022 8:27:41 PM	3836 - Remove Dynamics objects - index	3836	Dynamics 2017 upgrade			New	
1822	janis.meyers@atlantic-oak.com	10/6/2022 1:10:29 PM	3836 - Remove all Dynamics indexes	3836	Dynamics 2017 upgrade			New	
1817	john.luciano@atlantic-oak.com	4/10/2021 5:57:17 PM	3822 - RegionalCoverageGettingSet Entity Issues	3822	RegionalCoverageGettingSet Entity Issues	John Luciano		Closed	
1336	john.luciano@atlantic-oak.com	1/8/2022 10:48:31 PM	3822 - Create fields on insert transfer entities	3822	Create fields on insert transfer entities	John Luciano		Closed	
1364	john.luciano@atlantic-oak.com	10/22/2021 7:28:17 PM	3812 - Pending and active item prices V2 entity issues	3812	Pending and active item prices V2 entity issues	John Luciano		Closed	
1251	john.luciano@atlantic-oak.com	6/10/2021 8:50:44 PM	3813 Item/Item/Customer Master Data Validation - Changed group key length	3813	Item/Item/Customer Master Data Validation	John Luciano		Closed	
1250	john.luciano@atlantic-oak.com	6/10/2021 8:52:32 PM	3813 Item/Item/Customer Master Data Validation - Entity name correction	3813	Item/Item/Customer Master Data Validation	John Luciano		Closed	
1249	john.luciano@atlantic-oak.com	6/10/2021 8:58:16 PM	3813 Item/Item/Customer Master Data Validation - Query preview	3813	Item/Item/Customer Master Data Validation	John Luciano		Closed	
1247	john.luciano@atlantic-oak.com	6/10/2021 8:52:05 PM	3813 Item/Item/Customer Master Data Validation - Added query preview screen partial	3813	Item/Item/Customer Master Data Validation	John Luciano		Closed	
1245	janis.meyers@atlantic-oak.com	6/10/2021 6:38:17 PM	3813 Item/Item/Customer Master Data Validation - query grid changes	3813	Item/Item/Customer Master Data Validation	John Luciano		Closed	
1241	john.luciano@atlantic-oak.com	6/10/2021 6:35:49 PM	3813 Item/Item/Customer Master Data Validation - Read	3813	Item/Item/Customer Master Data Validation	John Luciano		Closed	
1239	john.luciano@atlantic-oak.com	10/26/2021 10:19:42 PM	3813 Item/Item/Customer Master Data Validation - Partial 2	3813	Item/Item/Customer Master Data Validation	John Luciano		Closed	
1217	john.luciano@atlantic-oak.com	10/13/2021 12:16:11 PM	3813 Item/Item/Customer Master Data Validation - Partial 1	3813	Item/Item/Customer Master Data Validation	John Luciano		Closed	
1114	janis.meyers@atlantic-oak.com	4/10/2021 9:57:58 PM	3172 - Exception error handling - New version	3172	Exception error handling	Janis Meyers		Deploy to TEST	
1113	janis.meyers@atlantic-oak.com	4/15/2021 11:19:28 PM	3171 - Promotions import optimization - Phase 1	3171	Promotions import optimization	Janis Meyers		Closed	
890	john.luciano@atlantic-oak.com	6/10/2021 7:49:58 PM	106 - 88832 - Be work order status	0					
892	janis.meyers@atlantic-oak.com	1/27/2022 2:28:22 AM	484 - Removal of MRO folder from Dev 1/26/22	0					
838	john.luciano@atlantic-oak.com	11/22/2019 10:21:02 PM	JPP 11/22/19 Normal Entity Checker for Michael Reschman and SMMBCInventoryItem based on	0					
812	john.luciano@atlantic-oak.com	11/25/2019 11:18:58 PM	JPP 11/25/19 Object checker for aggregate view, SMMBCInventoryItem based on JPP	0					
810	john.luciano@atlantic-oak.com	11/25/2019 10:56:05 PM	JPP 11/25/19 Object checker for previous InventoryItemStatus entity	0					
803	john.luciano@atlantic-oak.com	11/22/2019 9:38:16 PM	JPP 11/22/19 Custom ID entities for David in JFC and Michael internally	0					

DEV to TEST merge candidates (S:\HFC-D365FO\Trunk\10-Dev to S:\HFC-D365FO\Trunk\20-Test)



**Grid columns:**

**Changeset Id:** The id of the changeset.

**Owner:** username of the person that created the changeset.

**Created date time:** changeset creation date/time.

**Changeset comments:** changeset comments.

**Work item id:** the associated work item id.

**Description:** the work item description.

**Assigned to:** person responsible for the changeset.

**SME:** subject matter expert.

**Status:** status.

**Tags:** tags associated with the work item.

# Changeset properties

Displays a right pane with the files that are contained in the changeset.

The **changeset properties** command can be invoked in history and merge candidate forms by clicking this icon:



The screenshot shows the 'DEV history' window with a table of changesets. The table has columns for 'Changeset id', 'Owner', 'Created date time', 'Changeset comments', 'Work item id', and 'Description'. Changeset 1677 is highlighted in blue. To the right, a pane titled 'Changeset: 1677' shows the file structure for this changeset, including folders like '\$/HFC-D365FO/Trunk/10-Dev/Metadata/HFC/HFC/AsClass' and files like 'HFC\_InvoiceEmailProcessor.xml'.

Changeset id	Owner	Created date time	Changeset comments	Work item id	Description
1782	john.luciani@hormelcortfoodcompany.com	2/28/2024 8:43:25 PM	4812 - E-mail templates - Remove temp file from Azure Storage	4812	E-mail templates
1781	john.luciani@hormelcortfoodcompany.com	2/28/2024 8:28:58 PM	4838 - Audit ConfTable and VendTable - Clarify when logging certain types	4838	Audit ConfTable and VendTable
1778	prajay@hormelcortfoodcompany.com	2/9/2024 7:52:18 PM	4830 DimsFP 1.2.25 install	4830	DimsFP 1.2.25 update
1775	john.luciani@hormelcortfoodcompany.com	2/3/2024 8:03:18 PM	4838 - Create an extension on WorkflowCommentTrackingTable - Remove the update method code	4838	Create an extension on WorkflowCommentTrackingTable
1771	john.luciani@hormelcortfoodcompany.com	1/30/2024 10:38:13 PM	4838 - Log cleanup	4838	Log cleanup
1769	john.luciani@hormelcortfoodcompany.com	1/24/2024 4:08:23 PM	4838 - Create an extension on WorkflowCommentTrackingTable	4838	Create an extension on WorkflowCommentTrackingTable
1761	john.luciani@hormelcortfoodcompany.com	1/16/2024 3:51:25 PM	4827 Dymasy 2401.1 install - Add new files	4827	Dymasy 2401.1.2 deploy
1760	john.luciani@hormelcortfoodcompany.com	1/16/2024 3:38:48 PM	4827 Dymasy 2401.1.2 deploy - Remove 2401	4827	Dymasy 2401.1.2 deploy
1758	john.luciani@hormelcortfoodcompany.com	1/11/2024 10:25:53 PM	4838 - Audit ConfTable and VendTable - Disable change tracking for log tables	4838	Audit ConfTable and VendTable
1756	john.luciani@hormelcortfoodcompany.com	1/11/2024 9:26:20 PM	4838 - Audit ConfTable and VendTable - Check in missing object	4838	Audit ConfTable and VendTable
1754	john.luciani@hormelcortfoodcompany.com	1/11/2024 9:05:42 PM	4838 - Audit ConfTable and VendTable	4838	Audit ConfTable and VendTable
1749	prajay@hormelcortfoodcompany.com	1/5/2024 5:01:28 PM	4825 Dymasy 2401 - Add new license file	4825	Dymasy 2401 Deploy
1748	prajay@hormelcortfoodcompany.com	1/5/2024 4:59:47 PM	4825 Dymasy 2401 - Remove old license file	4825	Dymasy 2401 Deploy
1739	john.luciani@hormelcortfoodcompany.com	1/3/2024 9:42:45 PM	4838 - Remove updatable folders	4838	Remove updatable folders
1732	prajay@hormelcortfoodcompany.com	1/3/2024 4:16:21 PM	4825 Add Dymasy 2401 files to the tree	4825	Dymasy 2401 Deploy
1731	prajay@hormelcortfoodcompany.com	1/3/2024 4:08:08 PM	4825 Remove Dymasy 2310 files	4825	Dymasy 2401 Deploy
1729	john.luciani@hormelcortfoodcompany.com	12/26/2023 4:08:21 PM	4818 - Send purchase order as mail attachment - Order items in log by created date time descending	4818	Send purchase order as mail attachment
1726	prajay@hormelcortfoodcompany.com	12/7/2023 7:52:52 PM	4822 DimsFP 1.2.24 install flow 2023	4822	DimsFP 1.2.24 deploy
1724	prajay@hormelcortfoodcompany.com	12/7/2023 4:13:30 PM	4822 install add of TSE files	4822	TSE Enhancement addition
1711	john.luciani@hormelcortfoodcompany.com	11/29/2023 4:48:00 PM	3848 - RSI and Open PO Lines Report Changes - corrected code that broke with 10.0.26	3848	RSI and Open PO Lines Report Changes
1705	john.luciani@hormelcortfoodcompany.com	11/8/2023 4:12:27 PM	4822 - New mail sending system - Error handling in the send mail method	4822	New mail sending system
1704	john.luciani@hormelcortfoodcompany.com	11/7/2023 2:23:51 PM	4822 - New mail sending system - Solution file checker	4822	New mail sending system
1702	prajay@hormelcortfoodcompany.com	11/6/2023 7:35:19 PM	4821 Dymasy 2310 Deploy - Catch missing files	4821	Dymasy 2310 1.1 deploy
1700	john.luciani@hormelcortfoodcompany.com	11/6/2023 3:58:52 PM	3762 - Send invoice as mail attachment - include file methods into controller, add pattern to form	3762	Send invoice as mail attachment
1697	prajay@hormelcortfoodcompany.com	11/5/2023 8:04:52 PM	4821 - Dymasy 2310 1.1 - Add new files	4821	Dymasy 2310 1.1 deploy
1696	prajay@hormelcortfoodcompany.com	10/31/2023 3:28:23 PM	4821 - Dymasy 2310 1.1 deploy - Remove 2307	4821	Dymasy 2310 1.1 deploy
1692	john.luciani@hormelcortfoodcompany.com	10/24/2023 11:20:57 PM	4819 - Add reason code to inventory adjustment report - Add role specific to the report	4819	Add reason code to inventory adjustment report
1687	john.luciani@hormelcortfoodcompany.com	10/24/2023 1:58:52 PM	4797 - Vendor Collaboration - Use e-mail templates	4797	Vendor Collaboration
1681	john.luciani@hormelcortfoodcompany.com	10/24/2023 1:58:52 PM	4819 - Add reason code to inventory adjustment report - include privilege and extended duties	4819	Add reason code to inventory adjustment report
1680	john.luciani@hormelcortfoodcompany.com	10/23/2023 6:52:02 PM	4818 - Send purchase order as mail attachment - testing code comp with new version	4818	Send purchase order as mail attachment
1679	john.luciani@hormelcortfoodcompany.com	10/23/2023 5:21:39 PM	3762 - Send invoice as mail attachment - security privilege improvement	3762	Send invoice as mail attachment
1678	john.luciani@hormelcortfoodcompany.com	10/23/2023 5:19:51 PM	4818 - Send purchase order as mail attachment - logging	4818	Send purchase order as mail attachment
1677	john.luciani@hormelcortfoodcompany.com	10/19/2023 3:53:08 PM	3762 - Send invoice as mail attachment - Added debug code	3762	Send invoice as mail attachment
1676	john.luciani@hormelcortfoodcompany.com	10/13/2023 3:53:48 PM	3762 - Send invoice as mail attachment - remove debug code	3762	Send invoice as mail attachment
1668	prajay@hormelcortfoodcompany.com	10/12/2023 11:55:51 PM	4820 Dymasy Analytics license - Add new	4820	Dymasy Analytics deployment
1667	prajay@hormelcortfoodcompany.com	10/12/2023 11:44:51 PM	4820 Dymasy Analytics license deploy	4820	Dymasy Analytics deployment
1663	john.luciani@hormelcortfoodcompany.com	10/9/2023 8:02:27 PM	4819 - Add reason code to inventory adjustment report	4819	Add reason code to inventory adjustment report
1662	john.luciani@hormelcortfoodcompany.com	10/5/2023 3:26:14 PM	3762 - Send invoice as mail attachment - Allow buttons on admin form to send multiple mails	3762	Send invoice as mail attachment

# Files in changeset

Displays a simplified list of all the files in the changeset or changesets that have been selected by marking the checkbox on the left.

The **files in changeset** command can be invoked in history and merge candidate forms by clicking this icon:



The screenshot shows the 'Cordova - D365F&O TFVC DevOps Management' application. The main window displays a table of changesets with columns for 'Changeset id', 'Owner', 'Created date time', 'Changeset comments', 'Work Item id', and 'Description'. A toolbar at the top includes buttons for 'Work items and changesets', 'Edit', 'Merge', and 'View'. A 'Files in changesets' window is open on the right, showing a list of files with columns for 'File name' and 'File type'. The files listed include various .xml, .gdlb, .gdl, and .gdlb files related to Dynamics AX development.

## Toolbar buttons:



Copy as table.

# Link changeset(s) to work item

Links a changeset or changesets to an existing work item.

The **link changeset(s) to work item** command can be invoked in history and merge candidate forms by clicking this icon:

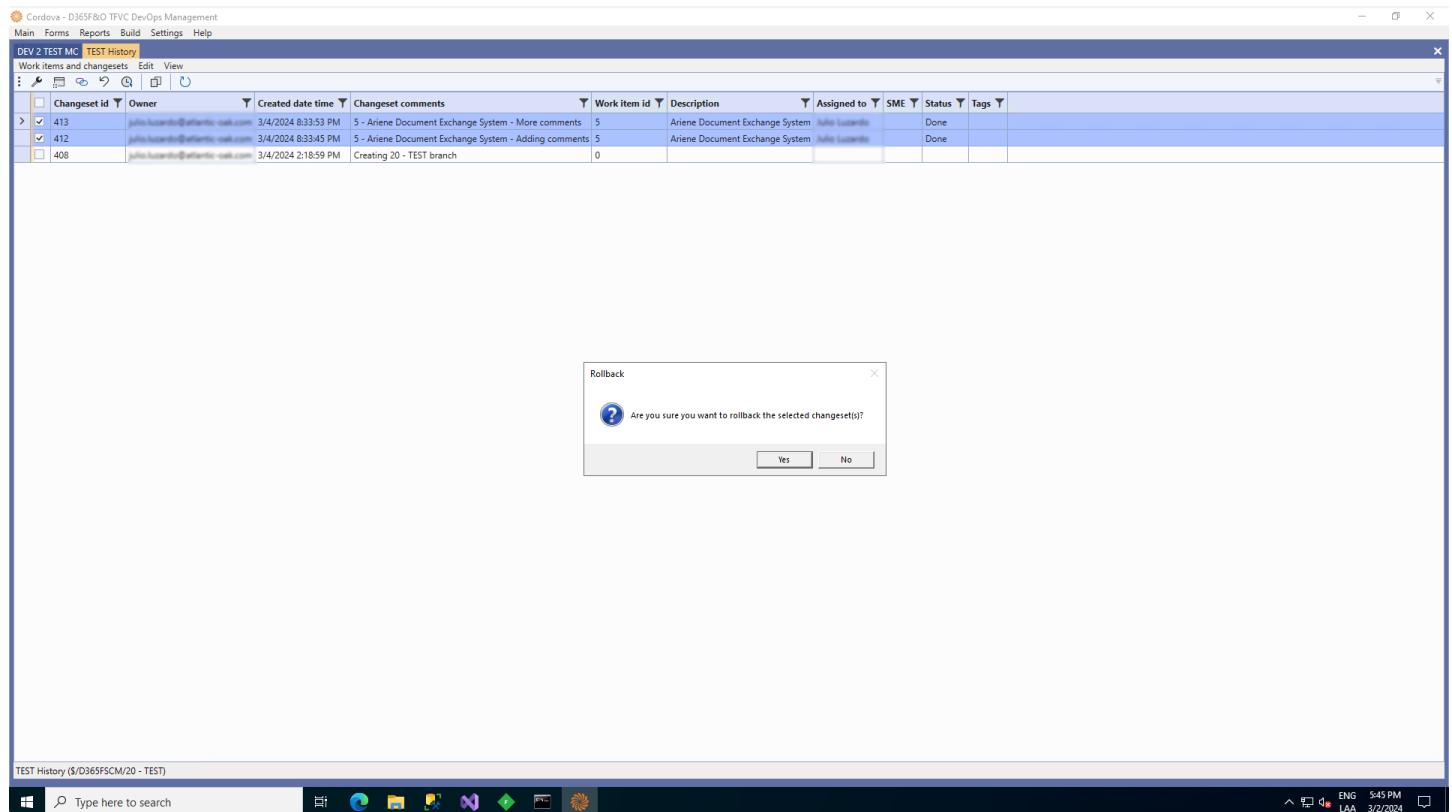


The screenshot shows the 'DEV to TEST merge candidates' window in the Cordova TFVC DevOps Management system. The window displays a table with columns for 'Changeset id', 'Owner', 'Created date time', 'Changeset comments', 'Work item id', 'Description', 'Assigned to', 'SME', 'Status', and 'Tags'. A modal dialog box titled 'Link changeset(s) to work item' is open, showing a text input field for 'Changeset(s) id(s):' containing the value '1483,1484,1487,1739' and an empty text input field for 'Work item id:'. The dialog has 'OK' and 'Cancel' buttons.

# Rollback changesets

Rolls back changesets that have been selected by marking the checkbox on the left.

The **rollback changesets** command can be invoked in history forms by clicking this icon:

The screenshot shows a web application window titled 'DEV & TEST MC TEST History'. The main content is a table with the following columns: 'Changeset id', 'Owner', 'Created date time', 'Changeset comments', 'Work item id', 'Description', 'Assigned to', 'SME', 'Status', and 'Tags'. Three rows are visible, with the first two rows having their checkboxes selected. A 'Rollback' dialog box is overlaid on the table, containing a question mark icon and the text 'Are you sure you want to rollback the selected changeset(s)?' with 'Yes' and 'No' buttons.

Changeset id	Owner	Created date time	Changeset comments	Work item id	Description	Assigned to	SME	Status	Tags
413	ajlu.luzarr@atlantic-oak.com	3/4/2024 8:33:53 PM	5 - Ariene Document Exchange System - More comments	5	Ariene Document Exchange System	ajlu.luzarr@atlantic-oak.com		Done	
412	ajlu.luzarr@atlantic-oak.com	3/4/2024 8:33:45 PM	5 - Ariene Document Exchange System - Adding comments	5	Ariene Document Exchange System	ajlu.luzarr@atlantic-oak.com		Done	
408	ajlu.luzarr@atlantic-oak.com	3/4/2024 2:18:59 PM	Creating 20 - TEST branch	0					

Once you initiate a rollback operation, the system will prompt you to confirm the rollback of the selected changesets.



Once the rollbacks have been finished the system will show you the merge log of the operation.

The screenshot shows a web application window titled "Cordova - D365F&O TFVC Dev/Ops Management". The main content area displays a "Merge log" table with the following data:

Log id	Batch id	Created date time	Source branch	Source Changeset id	Target branch	Target Changeset id	Comments	Work item id	Work item description	Merge type	Merged	Checked in
3	2	3/4/2024 8:35:32 PM	TEST	413	TEST	414	ROLLBACK CS413 - 5 - Ariene Document Exchange System - More comments	5	Ariene Document Exchange System	Rollback	<input checked="" type="checkbox"/>	<input checked="" type="checkbox"/>
4	2	3/4/2024 8:35:34 PM	TEST	412	TEST	415	ROLLBACK CS412 - 5 - Ariene Document Exchange System - Adding comments	5	Ariene Document Exchange System	Rollback	<input checked="" type="checkbox"/>	<input checked="" type="checkbox"/>

The system will automatically check in the comments for the rollback. A "ROLLBACK" text in capital letters followed by CS and the changeset number that was rolled back plus the original description of the changeset.



# Pending changes

Displays a right pane with a hierarchical list of all the pending changes in the workspace.

The **pending changes** command can be invoked in history forms by clicking this icon:



The screenshot shows the 'DEV history' table with columns: Changelist id, Owner, Created date time, Changelist comments, and Work item id. The table lists various changes with their IDs, owners, and timestamps. A 'Pending changes' pane is open on the right, showing a hierarchical list of pending changes under the path 'C:\Users\Admin72104631\source\repos\ADO4819\_AddReasonCodeToInvAdj\ADO4819\_AddReasonCodeToInvAdj.sln'.

Changelist id	Owner	Created date time	Changelist comments	Work item id
1789	john.luciani@thornettfoodcompany.com	3/28/2024 8:43:23 PM	4812 - E-mail templates - Remove log file from Azure Storage	4812
1791	john.luciani@thornettfoodcompany.com	3/28/2024 8:28:08 PM	4838 - Audit CurfTable and NewState - Clarify when logging certain types	4838
1778	prayer@thornettfoodcompany.com	3/9/2024 7:52:18 PM	4838 [Dropt] 1.2.25 install	4838
1775	john.luciani@thornettfoodcompany.com	3/10/2024 8:05:18 PM	4838 - Create an extension on WorkflowCommentFacingTable - Remove the update method code	4838
1771	john.luciani@thornettfoodcompany.com	3/10/2024 10:38:13 PM	4838 - Log cleanup	4838
1769	john.luciani@thornettfoodcompany.com	3/10/2024 8:28:53 PM	4838 - Create an extension on WorkflowCommentFacingTable	4838
1761	john.luciani@thornettfoodcompany.com	3/10/2024 3:11:20 PM	4837 [Dropt] 1.2.24 install - Add new files	4837
1760	john.luciani@thornettfoodcompany.com	3/10/2024 3:10:48 PM	4837 [Dropt] 1.2.24 deploy - Remove 2407	4837
1759	john.luciani@thornettfoodcompany.com	3/11/2024 10:25:03 PM	4838 - Audit CurfTable and NewState - Disable change tracking for log tables	4838
1758	john.luciani@thornettfoodcompany.com	3/11/2024 9:35:03 PM	4838 - Audit CurfTable and NewState - Check in missing object	4838
1754	john.luciani@thornettfoodcompany.com	3/11/2024 9:05:42 PM	4838 - Audit CurfTable and NewState	4838
1749	prayer@thornettfoodcompany.com	3/5/2024 5:01:28 PM	4825 [Dropt] 2407 - Add new license file	4825
1748	prayer@thornettfoodcompany.com	3/5/2024 4:58:47 PM	4825 [Dropt] 2407 - Remove old license file	4825
1739	john.luciani@thornettfoodcompany.com	3/10/2024 8:42:45 PM	4838 - Remove application folders	4838
1732	prayer@thornettfoodcompany.com	3/10/2024 4:16:21 PM	4825 - Add [Dropt] 2407 files to the tree	4825
1731	prayer@thornettfoodcompany.com	3/10/2024 4:04:08 PM	4825 - Remove [Dropt] 2310 files	4825
1729	john.luciani@thornettfoodcompany.com	3/10/2024 4:08:31 PM	4818 - Send purchase order as mail attachment - Order items in log by created date time descending	4818
1716	prayer@thornettfoodcompany.com	12/7/2023 7:52:02 PM	4833 [Dropt] 1.2.24 install Nov 2023	4833
1714	prayer@thornettfoodcompany.com	12/7/2023 4:13:30 PM	4832 [Dropt] 1.2.24 files	4832
1711	john.luciani@thornettfoodcompany.com	11/20/2023 4:46:00 PM	3846 - Wtl and Open PD Lines Report Changes - corrected code that broke with 10.0.38	3846
1705	john.luciani@thornettfoodcompany.com	11/8/2023 8:13:27 PM	4803 - New mail sending system - Error handling in the send mail method	4803
1704	john.luciani@thornettfoodcompany.com	11/7/2023 2:23:21 PM	4803 - New mail sending system - Solution file checker	4803
1702	prayer@thornettfoodcompany.com	11/6/2023 7:39:19 PM	4821 [Dropt] 2310 Deploy - Catch missing files	4821
1700	john.luciani@thornettfoodcompany.com	11/6/2023 3:38:52 PM	3762 - Send invoice as mail attachment - include two methods into controller, add pattern to form	3762
1687	prayer@thornettfoodcompany.com	11/5/2023 8:04:52 PM	4821 - [Dropt] 2310 1.1 - Add new files	4821
1686	prayer@thornettfoodcompany.com	10/31/2023 3:28:23 PM	4821 - [Dropt] 2310 1.1 deploy - Remove 2307	4821
1680	john.luciani@thornettfoodcompany.com	10/24/2023 11:25:07 PM	4819 - Add reason code to inventory adjustment report - Add site specific to the report	4819
1682	john.luciani@thornettfoodcompany.com	10/24/2023 2:15:20 PM	4787 - Vendor Collaboration - Use e-mail templates	4787
1681	john.luciani@thornettfoodcompany.com	10/24/2023 1:58:52 PM	4819 - Add reason code to inventory adjustment report - include privilege and extended status	4819
1680	john.luciani@thornettfoodcompany.com	10/23/2023 6:52:02 PM	4819 - Send purchase order as mail attachment - testing code comp with new version	4819
1679	john.luciani@thornettfoodcompany.com	10/23/2023 5:21:39 PM	3762 - Send invoice as mail attachment - security privilege improvement	3762
1678	john.luciani@thornettfoodcompany.com	10/23/2023 5:18:51 PM	4819 - Send purchase order as mail attachment - Logging	4819
1677	john.luciani@thornettfoodcompany.com	10/19/2023 3:53:09 PM	3762 - Send invoice as mail attachment - Added debug code	3762
1676	john.luciani@thornettfoodcompany.com	10/13/2023 5:55:48 PM	3762 - Send invoice as mail attachment - remove debug code	3762
1668	prayer@thornettfoodcompany.com	10/12/2023 1:15:31 PM	4833 [Dropt] Analytics license - Add new	4833
1667	prayer@thornettfoodcompany.com	10/12/2023 1:14:31 PM	4833 [Dropt] Analytics license deploy	4833
1663	john.luciani@thornettfoodcompany.com	10/9/2023 9:02:37 PM	4819 - Add reason code to inventory adjustment report	4819
1662	john.luciani@thornettfoodcompany.com	10/5/2023 3:36:14 PM	3762 - Send invoice as mail attachment - Allow buttons on admin form to send multiple mails	3762

# Copy as table

Copies an HTML table representation of the changesets that have been selected by marking the checkbox on the left. Useful for communicating code promotions to your team as the HTML table can be pasted into e-mails.

The **copy as table** command can be invoked in several types of forms forms by clicking this icon:



The screenshot shows an email client interface with a table of changesets. The table has the following columns: Log id, Batch id, Created date time, Source branch, Source changeset id, Target branch, Target changeset id, Comments, Work item id, Work item description, and Merge type.

Log id	Batch id	Created date time	Source branch	Source changeset id	Target branch	Target changeset id	Comments	Work item id	Work item description	Merge type
6025	22	10/04/23 14:16:23	DEV	1661	TEST	1662	3762 - Send invoice as mail attachment - Taking code outside the loop as a possible fix	3762	Send invoice as mail attachment	Merge
7025	23	10/05/23 15:37:21	DEV	1663	TEST	1664	3762 - Send invoice as mail attachment - Allow buttons on admin form to send multiple mails	3762	Send invoice as mail attachment	Merge
8025	24	10/10/23 21:56:27	DEV	1665	TEST	1666	4819 - Add reason code to inventory adjustment report	4819	Add reason code to inventory adjustment report	Merge

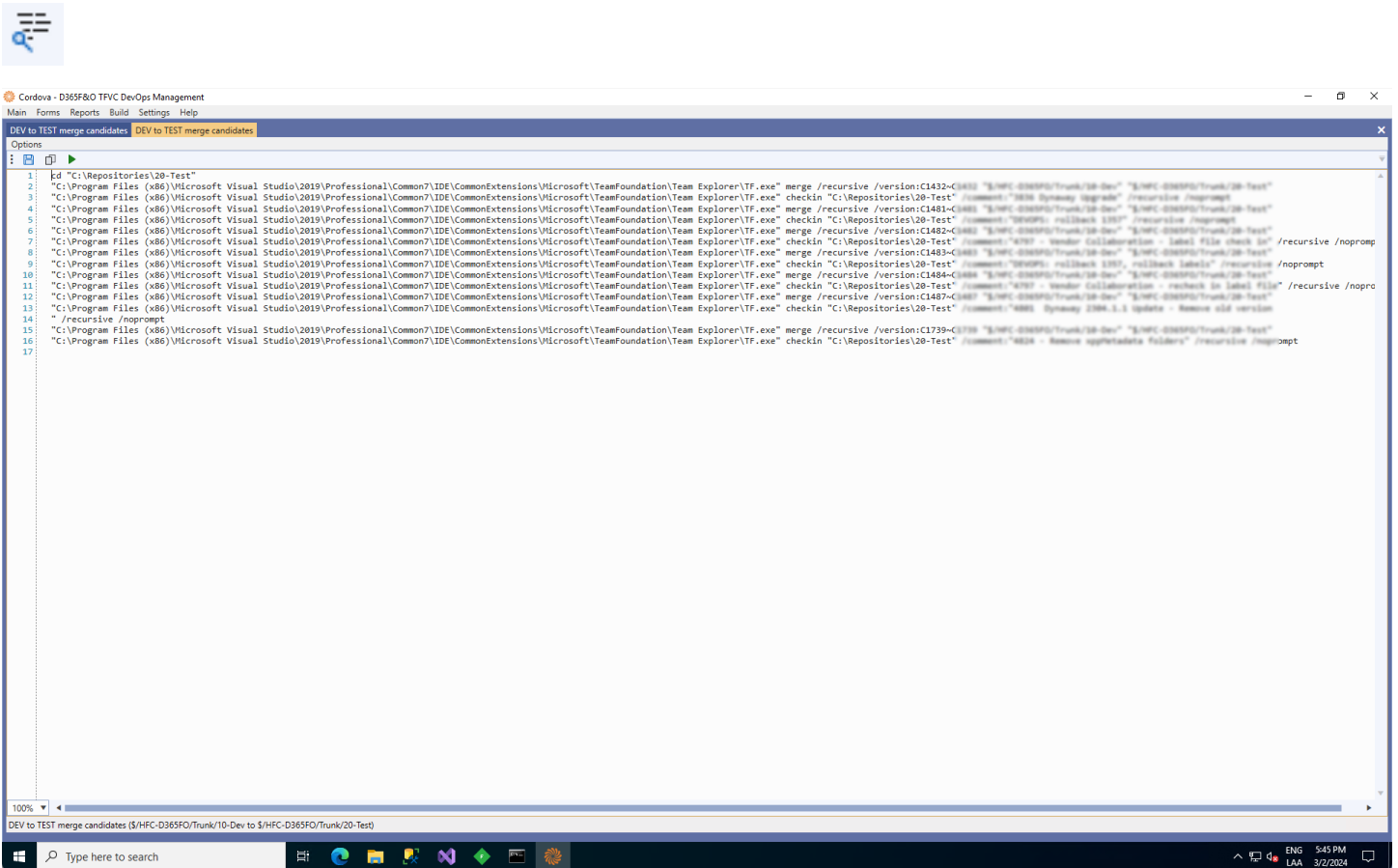
Best Regards,  
Julio Luzardo

**Boötes**  
10685 Hazelnurst Drive Suite 826424  
Houston, Texas 77043  
O: +1 (470) 582-0912 Ext. 456  
M: +1 (470) 552-0002  
<http://www.bootes.co>

# Preview merge script

Allows you to preview a TF.exe merge and check in script that you can copy or save. Useful if you want to run the script using TF.exe.

The **preview merge script** command can be invoked in merge candidate forms by clicking this icon:



# Merge

Allows you to quickly merge and check in a changeset or several changesets at once.

The **merge** command can be invoked in merge candidate forms by clicking this icon:



The screenshot shows the 'DEV 2 TEST Merge Candidates' window. The table lists various changesets with columns for 'Changeset id', 'Owner', 'Created date time', 'Changeset comments', 'Work item id', 'Description', 'Assigned to', 'SME', 'Status', and 'Tags'. A 'Merge' dialog box is open in the center, asking 'Are you sure you want to merge the selected changesets?' with 'Yes' and 'No' buttons.

Changeset id	Owner	Created date time	Changeset comments	Work item id	Description	Assigned to	SME	Status	Tags
471		3/10/2024 2:58:14 PM	5 - Ariene Document Exchange System - Create workflows that execute immediately upon triggering events.	5	Ariene Document Exchange System			Done	
470		3/10/2024 2:57:38 PM	5 - Ariene Document Exchange System - Restrict access to specific fields based on user roles.	5	Ariene Document Exchange System			Done	
469		3/10/2024 2:56:40 PM	5 - Ariene Document Exchange System - Retrieve data using FetchXML queries.	5	Ariene Document Exchange System			Done	
468		3/10/2024 2:55:31 PM	3 - Cordova - Define new entities to store custom data.	3	Cordova			Done	
467		3/10/2024 2:54:48 PM	5 - Ariene Document Exchange System - Modify existing business process flows to match business requirements.	5	Ariene Document Exchange System			Done	
466		3/10/2024 2:50:30 PM	3 - Cordova - Modify the layout and behavior of entity forms using the form designer.	3	Cordova			Done	
465		3/10/2024 2:49:32 PM	3 - Cordova - Add custom buttons to the ribbon for specific actions.	3	Cordova			Done	
464		3/10/2024 2:48:44 PM	5 - Ariene Document Exchange System - Develop custom reports using SQL Server Reporting Services (SSRS).	5	Ariene Document Exchange System			Done	
463		3/10/2024 2:47:56 PM	5 - Ariene Document Exchange System - Modify system views to display relevant data.	5	Ariene Document Exchange System			Done	
462		3/10/2024 2:46:58 PM	3 - Cordova - Customize the web client using JavaScript and HTML.	3	Cordova			Done	
461		3/10/2024 2:46:17 PM	5 - Ariene Document Exchange System - Validate data before saving records.	5	Ariene Document Exchange System			Done	
460		3/10/2024 2:45:23 PM	3 - Cordova - Use Azure Logic Apps, Functions, or Service Bus for integration.	3	Cordova			Done	
459		3/10/2024 2:44:02 PM	3 - Cordova - Add JavaScript code to forms for client-side logic.	3	Cordova			Done	
458		3/10/2024 2:43:10 PM	5 - Ariene Document Exchange System - Develop custom workflows for specific scenarios.	5	Ariene Document Exchange System			Done	
457		3/10/2024 2:42:16 PM	5 - Ariene Document Exchange System - Define ownership and sharing rules.	5	Ariene Document Exchange System			Done	
456		3/10/2024 2:41:26 PM	3 - Cordova - Design and configure business process flows.	3	Cordova			Done	
455		3/10/2024 2:40:42 PM	5 - Ariene Document Exchange System - Write plugins to extend system capabilities.	5	Ariene Document Exchange System			Done	
454		3/10/2024 2:39:51 PM	5 - Ariene Document Exchange System - Define custom actions for business processes.	5	Ariene Document Exchange System			Done	
453		3/10/2024 2:11:51 PM	5 - Ariene Document Exchange System - Organize users into groups.	5	Ariene Document Exchange System			Done	
452		3/10/2024 2:11:02 PM	5 - Ariene Document Exchange System - Arrange navigation pane items.	5	Ariene Document Exchange System			Done	
451		3/10/2024 2:10:10 PM	5 - Ariene Document Exchange System - Connect Dynamics 365 to external systems.	5	Ariene Document Exchange System			Done	
450		3/10/2024 2:09:26 PM	3 - Cordova - Design personalized views and dashboards for users.	3	Cordova			Done	
449		3/10/2024 2:08:32 PM	5 - Ariene Document Exchange System - Define business rules to enforce data validation and logic.	5	Ariene Document Exchange System			Done	
448		3/10/2024 2:04:02 PM	5 - Ariene Document Exchange System - Set up email templates for communication.	5	Ariene Document Exchange System			Done	
447		3/10/2024 2:02:36 PM	5 - Ariene Document Exchange System - Set up parent-child relationships for security.	5	Ariene Document Exchange System			Done	
446		3/10/2024 2:01:45 PM	3 - Cordova - Design and configure business process flows for guided user interactions.	3	Cordova			Done	
445		3/10/2024 2:00:43 PM	5 - Ariene Document Exchange System - Configure lookup fields to display related records.	5	Ariene Document Exchange System			Done	
444		3/10/2024 1:59:21 PM	5 - Ariene Document Exchange System - Create custom reports using FetchXML queries.	5	Ariene Document Exchange System			Done	
443		3/10/2024 1:58:06 PM	5 - Ariene Document Exchange System - Automate processes using Power Automate.	5	Ariene Document Exchange System			Done	
442		3/10/2024 1:55:06 AM	3 - Cordova - Define custom actions to perform specific tasks.	3	Cordova			Done	
441		3/10/2024 11:53:00 AM	5 - Ariene Document Exchange System - Design a custom workflow to automate business processes.	5	Ariene Document Exchange System			Done	
440		3/10/2024 11:47:09 AM	5 - Ariene Document Exchange System - Prevent duplicate records.	5	Ariene Document Exchange System			Done	
439		3/10/2024 11:45:20 AM	5 - Ariene Document Exchange System - Develop plugins for data synchronization.	5	Ariene Document Exchange System			Done	
438		3/10/2024 11:36:58 AM	3 - Cordova - Enable auditing and track changes to records.	3	Cordova			Done	
437		3/10/2024 11:35:32 AM	5 - Ariene Document Exchange System - Modify quick create forms for efficiency.	5	Ariene Document Exchange System			Done	
436		3/10/2024 11:33:55 AM	5 - Ariene Document Exchange System - Define multi-select fields.	5	Ariene Document Exchange System			Done	
435		3/10/2024 11:32:31 AM	3 - Cordova - Set up security roles and configure access rights.	3	Cordova			Done	
434		3/10/2024 11:31:21 AM	3 - Cordova - Use web services or custom connectors to integrate with other applications.	3	Cordova			Done	
433		3/10/2024 11:28:08 AM	5 - Ariene Document Exchange System - Design mobile-friendly forms.	5	Ariene Document Exchange System			Done	

The system will prompt you: **“Are you sure you want to merge the selected changesets?”**.

## Cordova TFVC Management System

If the system detects a conflict during the merge, you will be presented with this screen.

Origin changeset	Destination changeset	Suggested action	File name	Server path
441	408	Keep origin file	AODXSendFileInfo.xml	\$/D365FSCM/20 - TEST/Main/Metadata/ATLODEX/Av/Class/

It will suggest which file to keep and mark the corresponding button in green. You can also click on the **View the differences** button or use a merge tool to do a three-way merge (Merge changes in merge tool).



# Cordova TFVC Management System

Once the operation has completed successfully you will be presented with a merge log screen.

Cordova - D365F&O TFVC DevOps Management

Main Forms Reports Build Settings Help

DEV 2 TEST Merge Candidates Merge log

Log id	Batch id	Created date time	Source branch	Source Changeset id	Target branch	Target Changeset id	Comments	Work item id	Work item description	Merge type	Merged	Checked in
1004	7	3/10/2024 3:29:34 PM	DEV	441		472	5 - Ariene Document Exchange System - Design a custom workflow to automate business processes.	5	Ariene Document Exchange System	Merge	<input checked="" type="checkbox"/>	<input checked="" type="checkbox"/>
1005	7	3/10/2024 3:29:37 PM	DEV	445		473	5 - Ariene Document Exchange System - Configure lookup fields to display related records.	5	Ariene Document Exchange System	Merge	<input checked="" type="checkbox"/>	<input checked="" type="checkbox"/>
1006	7	3/10/2024 3:29:40 PM	DEV	446		474	3 - Cordova - Design and configure business process flows for guided user interactions.	3	Cordova	Merge	<input checked="" type="checkbox"/>	<input checked="" type="checkbox"/>
1007	7	3/10/2024 3:29:44 PM	DEV	448		475	5 - Ariene Document Exchange System - Set up email templates for communication.	5	Ariene Document Exchange System	Merge	<input checked="" type="checkbox"/>	<input checked="" type="checkbox"/>
1008	7	3/10/2024 3:29:46 PM	DEV	450		476	3 - Cordova - Design personalized views and dashboards for users.	3	Cordova	Merge	<input checked="" type="checkbox"/>	<input checked="" type="checkbox"/>
1009	7	3/10/2024 3:29:49 PM	DEV	453		477	5 - Ariene Document Exchange System - Organize users into business units and teams.	5	Ariene Document Exchange System	Merge	<input checked="" type="checkbox"/>	<input checked="" type="checkbox"/>
1010	7	3/10/2024 3:29:53 PM	DEV	461		478	5 - Ariene Document Exchange System - Validate data before saving records.	5	Ariene Document Exchange System	Merge	<input checked="" type="checkbox"/>	<input checked="" type="checkbox"/>
1011	7	3/10/2024 3:29:55 PM	DEV	465		479	3 - Cordova - Add custom buttons to the ribbon for specific actions	3	Cordova	Merge	<input checked="" type="checkbox"/>	<input checked="" type="checkbox"/>
1012	7	3/10/2024 3:29:58 PM	DEV	466		480	3 - Cordova - Modify the layout and behavior of entity forms using the form designer.	3	Cordova	Merge	<input checked="" type="checkbox"/>	<input checked="" type="checkbox"/>
1013	7	3/10/2024 3:30:01 PM	DEV	469		481	5 - Ariene Document Exchange System - Retrieve data using FetchXML queries.	5	Ariene Document Exchange System	Merge	<input checked="" type="checkbox"/>	<input checked="" type="checkbox"/>

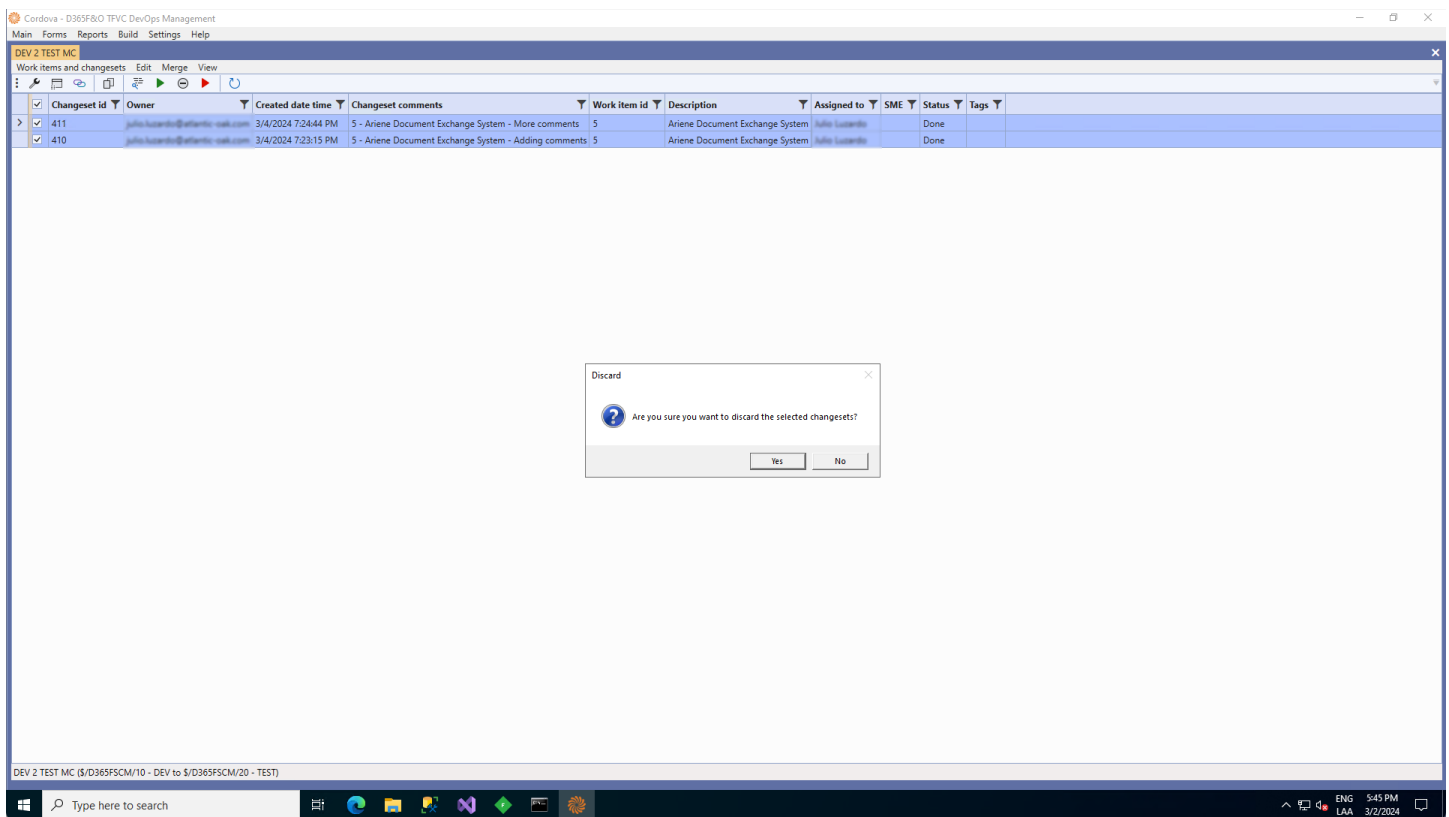
Type here to search

ENG 3:30 PM  
LAA 3/10/2024

# Remove changeset(s) from list

Removes the marked changesets from the merge candidates list.

The **remove changeset(s) from list** command can be invoked in merge candidate forms by clicking this icon:

The screenshot shows a web application window titled "Cordova - D365F&O TFVC DevOps Management". The main content area displays a table of changesets. Two rows are selected, and a "Discard" dialog box is open in the foreground, asking "Are you sure you want to discard the selected changesets?".

Changeset id	Owner	Created date time	Changeset comments	Work item id	Description	Assigned to	SME	Status	Tags
411	julio.luzardo@atlantic-oak.com	3/4/2024 7:24:44 PM	5 - Ariene Document Exchange System - More comments	5	Ariene Document Exchange System	Julio Luzardo	Julio Luzardo	Done	
410	julio.luzardo@atlantic-oak.com	3/4/2024 7:23:15 PM	5 - Ariene Document Exchange System - Adding comments	5	Ariene Document Exchange System	Julio Luzardo	Julio Luzardo	Done	

The system will prompt you: **“Are you sure you want to discard the selected changesets?”**.



# Cordova TFVC Management System

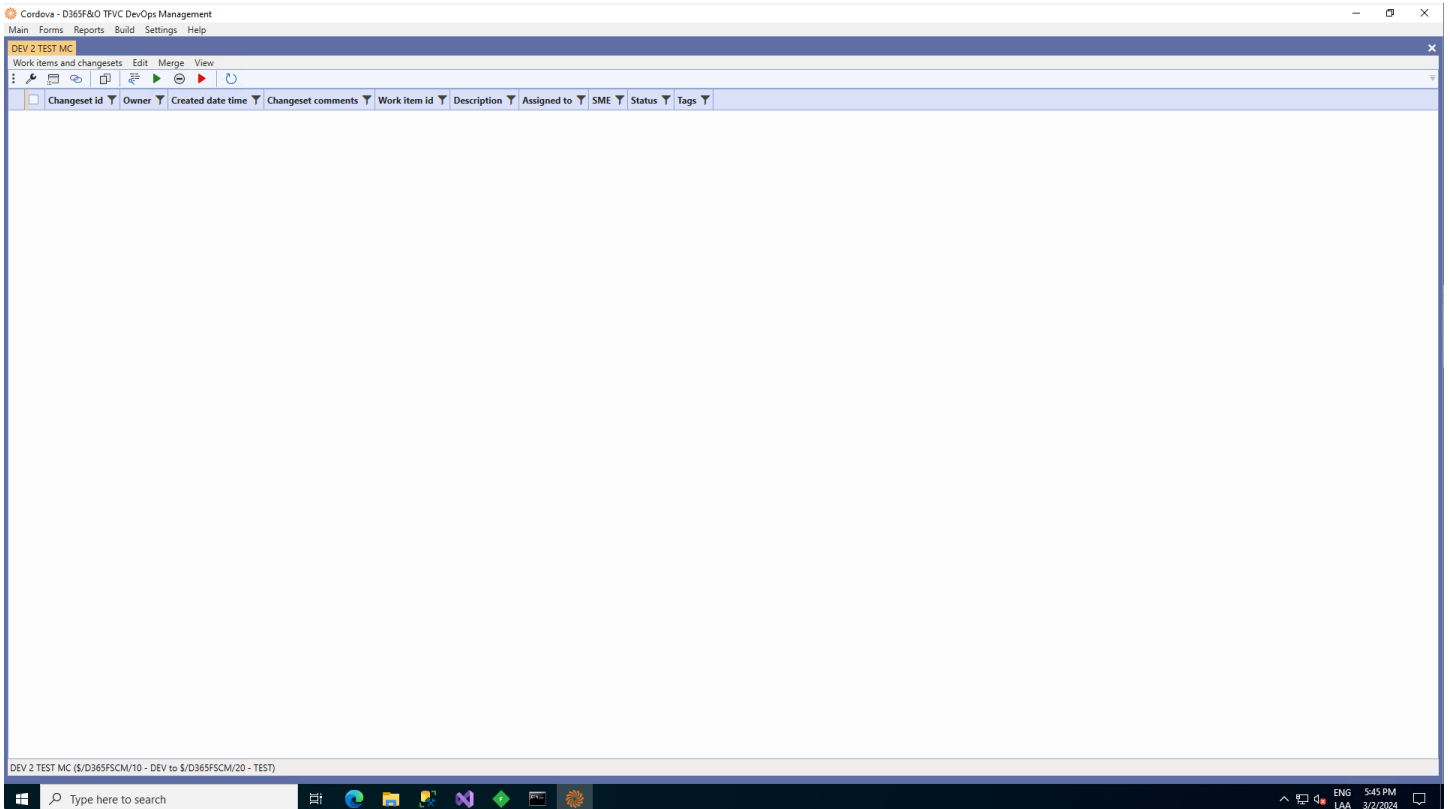
Once the operation has completed successfully you will be presented with a merge log screen.

Log id	Batch id	Created date time	Source branch	Source Changeset id	Target branch	Target Changeset id	Comments	Work item id	Work item description	Merge type	Merged	Checked in
5	3	3/4/2024 9:24:33 PM	DEV	410	TEST	416	DISCARDED CS410 - 5 - Ariene Document Exchange System - Adding comments	5	Ariene Document Exchange System	Discard	<input checked="" type="checkbox"/>	<input checked="" type="checkbox"/>
6	3	3/4/2024 9:24:35 PM	DEV	411	TEST	417	DISCARDED CS411 - 5 - Ariene Document Exchange System - More comments	5	Ariene Document Exchange System	Discard	<input checked="" type="checkbox"/>	<input checked="" type="checkbox"/>





You can check the merge candidates screen and verify that your changesets are no longer in the list.



# Force merge

Force merges the changesets that are marked. A force merge can be used to promote changesets that have been discarded. Force merge is available from the merge log and is also available from any merge candidates form.

The **force merge** command can be invoked in merge candidate forms and the merge log by clicking this icon:



Log id	Batch id	Created date time	Source branch	Source Changeset id	Target branch	Target Changeset id	Comments	Work item id	Work item description	Merge type	Merged	Checked in
1	1	3/4/2024 8:33:39 PM	DEV	410		412	5 - Ariene Document Exchange System - Adding comments	5	Ariene Document Exchange System	Merge	<input checked="" type="checkbox"/>	<input checked="" type="checkbox"/>
2	1	3/4/2024 8:33:51 PM	DEV	411		413	5 - Ariene Document Exchange System - More comments	5	Ariene Document Exchange System	Merge	<input checked="" type="checkbox"/>	<input checked="" type="checkbox"/>
3	2	3/4/2024 8:35:32 PM	TEST	413		414	ROLLBACK CS413 - 5 - Ariene Document Exchange System - More comments	5	Ariene Document Exchange System	Rollback	<input checked="" type="checkbox"/>	<input checked="" type="checkbox"/>
4	2	3/4/2024 8:35:34 PM	TEST	412		415	ROLLBACK CS412 - 5 - Ariene Document Exchange System - Adding comments	5	Ariene Document Exchange System	Rollback	<input checked="" type="checkbox"/>	<input checked="" type="checkbox"/>
5	3	3/4/2024 9:24:33 PM	DEV	410		416	DISCARDED CS410 - 5 - Ariene Document Exchange System - Adding comments	5	Ariene Document Exchange System	Discard	<input checked="" type="checkbox"/>	<input checked="" type="checkbox"/>
6	3	3/4/2024 9:24:35 PM	DEV	411		417	DISCARDED CS411 - 5 - Ariene Document Exchange System - More comments	5	Ariene Document Exchange System	Discard	<input checked="" type="checkbox"/>	<input checked="" type="checkbox"/>
7	4	3/5/2024 9:09:11 AM	DEV	410		419	DISCARDED CS410 - 5 - Ariene Document Exchange System - Adding comments (forced)	5	Ariene Document Exchange System	Force	<input checked="" type="checkbox"/>	<input checked="" type="checkbox"/>
8	4	3/5/2024 9:09:14 AM	DEV	411		420	DISCARDED CS411 - 5 - Ariene Document Exchange System - More comments (forced)	5	Ariene Document Exchange System	Force	<input checked="" type="checkbox"/>	<input checked="" type="checkbox"/>

The system will prompt you to confirm that you want to force merge the marked changesets.



## Cordova TFVC Management System

Cordova - D365F&O TFVC DevOps Management

Main Forms Reports Build Settings Help

Merge log Merge log

Edit Merge

Log id	Batch id	Created date time	Source branch	Source Changeset id	Target branch	Target Changeset id	Comments	Work item id	Work item description	Merge type	Merged	Checked in
7	4	3/5/2024 9:09:11 AM	DEV	410		419	DISCARDED CS410 - 5 - Ariene Document Exchange System - Adding comments (forced)	5	Ariene Document Exchange System	Force	<input checked="" type="checkbox"/>	<input checked="" type="checkbox"/>
8	4	3/5/2024 9:09:14 AM	DEV	411		420	DISCARDED CS411 - 5 - Ariene Document Exchange System - More comments (forced)	5	Ariene Document Exchange System	Force	<input checked="" type="checkbox"/>	<input checked="" type="checkbox"/>

After the force merge is complete the system will bring up a merge log window with the resulting operation.



# Cordova TFVC Management System

Cordova - D365F&O TFVC Dev-Ops Management

Main Forms Reports Build Settings Help

TEST History

Work items and changesets Edit View

Changeseid	Owner	Created date time	Changeset comments	Work item id	Description	Assigned to	SME	Status	Tags
420		3/5/2024 9:09:14 AM	DISCARDED CS:411 - 5 - Ariene Document Exchange System - More comments (forced)	5	Ariene Document Exchange System			Done	
419		3/5/2024 9:09:11 AM	DISCARDED CS:410 - 5 - Ariene Document Exchange System - Adding comments (forced)	5	Ariene Document Exchange System			Done	
417		3/4/2024 9:24:34 PM	DISCARDED CS:411 - 5 - Ariene Document Exchange System - More comments	5	Ariene Document Exchange System			Done	
416		3/4/2024 9:24:32 PM	DISCARDED CS:410 - 5 - Ariene Document Exchange System - Adding comments	5	Ariene Document Exchange System			Done	
415		3/4/2024 8:35:31 PM	ROLLBACK CS:412 - 5 - Ariene Document Exchange System - Adding comments	5	Ariene Document Exchange System			Done	
414		3/4/2024 8:35:31 PM	ROLLBACK CS:413 - 5 - Ariene Document Exchange System - More comments	5	Ariene Document Exchange System			Done	
413		3/4/2024 8:33:53 PM	5 - Ariene Document Exchange System - More comments	5	Ariene Document Exchange System			Done	
412		3/4/2024 8:33:45 PM	5 - Ariene Document Exchange System - Adding comments	5	Ariene Document Exchange System			Done	
408		3/4/2024 2:18:59 PM	Creating 20 - TEST branch	0					

TEST History (\$/D365FSCM/20 - TEST)

Type here to search

ENG 3:45 PM  
LAA 3/2/2024

If you decide to promote changesets after they have been discarded, this is the way to do so.



# Reports

Cordova can produce excel reports that contain a snapshot of the history and merge candidates of the repositories in your system. Team members that do not have access to Visual Studio or Cordova, can use them to determine the promotions that have taken place or should take place.

## History Tabs

A history tab will show the complete history for a repository.

Chageset	User	Date	Chageset comment	Status	Tags	Assigned TSME #1	Work Item	Work Item Description
1783	Julio Lizarbe	2/28/2024	4832 E-mail templates - Remove temp file from Azure Storage	Closed		Julio Lizarbe	4832	E-mail templates
1781	Julio Lizarbe	2/28/2024	4836 Audit CustTable and VendTable - Clarify when logging certain types	Closed		Julio Lizarbe	4836	Audit CustTable and VendTable
1778	meysmith	2/28/2024	4830 ShoAP 1.2.25 install	Closed		Janice Meyers	4830	ShoAP 1.2.25 update
1775	Julio Lizarbe	2/28/2024	4828 Create an extension on WorkflowCommentTrackingTable - Remove the update method code	Closed		Julio Lizarbe	4828	Create an extension on WorkflowCommentTrackingTable
1771	Julio Lizarbe	2/28/2024	4829 Log cleanup	Closed		Julio Lizarbe	4829	Log cleanup
1769	Julio Lizarbe	2/28/2024	4828 Create an extension on WorkflowCommentTrackingTable	Closed		Julio Lizarbe	4828	Create an extension on WorkflowCommentTrackingTable
1761	Julio Lizarbe	2/28/2024	4827 Dynamics 2401.1 install: Add new files	Closed		Janice Meyers	4827	Dynamics 2401.1.2 deploy
1760	Julio Lizarbe	2/28/2024	4827 Dynamics 2401.1.2 deploy: Remove 2401	Closed		Janice Meyers	4827	Dynamics 2401.1.2 deploy
1758	Julio Lizarbe	2/28/2024	4826 Audit CustTable and VendTable - Double change tracking for tag tables	Closed		Julio Lizarbe	4826	Audit CustTable and VendTable
1756	Julio Lizarbe	2/28/2024	4826 Audit CustTable and VendTable - Check in missing object	Closed		Julio Lizarbe	4826	Audit CustTable and VendTable
1754	Julio Lizarbe	2/28/2024	4826 Audit CustTable and VendTable	Closed		Julio Lizarbe	4826	Audit CustTable and VendTable
1749	meysmith	2/28/2024	4825 Dynamics 2401 - Add new license file	Closed		Janice Meyers	4825	Dynamics 2401 Deploy
1748	meysmith	2/28/2024	4825 Dynamics 2401 - Remove old license file	Closed		Janice Meyers	4825	Dynamics 2401 Deploy
1739	Julio Lizarbe	2/28/2024	4824 Remove appMtdata folders	Closed		Janice Meyers	4824	Update pipelines to include DM TUI Enhancements
1732	meysmith	2/28/2024	4825 Add Dynamics 2401 files to the tree	Closed		Janice Meyers	4825	Dynamics 2401 Deploy
1731	meysmith	2/28/2024	4825 Remove Dynamics 2330 files	Closed		Janice Meyers	4825	Dynamics 2401 Deploy
1729	Julio Lizarbe	12/28/2023	4828 Send purchase order as mail attachment - Order items in log by created date time descending	Closed		Julio Lizarbe	4828	Send purchase order as mail attachment
1716	meysmith	12/27/2023	4823 ShoAP 1.2.24 install: New 2023	Closed		Janice Meyers	4823	ShoAP 1.2.24 deploy
1714	meysmith	12/27/2023	4822 Initial add of TUI files	Closed		Janice Meyers	4822	TUI Enhancements addition
1711	Julio Lizarbe	11/20/2023	3846 Rtl and Open PD Lines Report Changes - corrected code that broke with SSRS 24	Closed		Julio Lizarbe	3846	Rtl and Open PD Lines Report Changes
1705	Julio Lizarbe	11/7/2023	4823 New mail sending system - Error handling in the send mail method	Closed		Julio Lizarbe	4823	New mail sending system
1704	Julio Lizarbe	11/7/2023	4823 New mail sending system - Solution file creation	Closed		Julio Lizarbe	4823	New mail sending system
1702	meysmith	11/6/2023	4821 Dynamics 2330 Deploy - Catch missing files	Closed		Janice Meyers	4821	Dynamics 2330.1.1 deploy
1700	Julio Lizarbe	11/6/2023	3762 Send invoice as mail attachment - Include tax methods into controller, add pattern to form	Closed		Julio Lizarbe	3762	Send invoice as mail attachment
1697	meysmith	11/6/2023	4821 Dynamics 2330.1.1 - Add new files	Closed		Janice Meyers	4821	Dynamics 2330.1.1 deploy
1696	meysmith	10/31/2023	4821 Dynamics 2330.1.1 deploy - Remove 2307	Closed		Janice Meyers	4821	Dynamics 2330.1.1 deploy
1690	Julio Lizarbe	10/24/2023	4829 Add reason code to inventory adjustment report - Add role specific to the report	Closed		Julio Lizarbe	4829	Add reason code to inventory adjustment report
1682	Julio Lizarbe	10/24/2023	4787 Vendor Collaboration - Use a mail templates	Closed		Julio Lizarbe	4787	Vendor Collaboration
1681	Julio Lizarbe	10/24/2023	4829 Add reason code to inventory adjustment report - include privilege and extend duties	Closed		Julio Lizarbe	4829	Add reason code to inventory adjustment report
1680	Julio Lizarbe	10/23/2023	4828 Send purchase order as mail attachment - testing code using with new version	Closed		Julio Lizarbe	4828	Send purchase order as mail attachment
1679	Julio Lizarbe	10/23/2023	3762 Send invoice as mail attachment - security privilege improvement	Closed		Julio Lizarbe	3762	Send invoice as mail attachment
1678	Julio Lizarbe	10/23/2023	4828 Send purchase order as mail attachment - logging	Closed		Julio Lizarbe	4828	Send purchase order as mail attachment
1677	Julio Lizarbe	10/19/2023	3762 Send invoice as mail attachment - Added debug code	Closed		Julio Lizarbe	3762	Send invoice as mail attachment
1676	Julio Lizarbe	10/19/2023	3762 Send invoice as mail attachment - remove debug code	Closed		Julio Lizarbe	3762	Send invoice as mail attachment
1668	meysmith	10/12/2023	4820 Dynamics Analytics license - Add new	New		Janice Meyers	4820	Dynamics Analytics deployment
1667	meysmith	10/12/2023	4820 Dynamics Analytics license deploy	New		Janice Meyers	4820	Dynamics Analytics deployment
1665	Julio Lizarbe	10/7/2023	4829 Add reason code to inventory adjustment report	Closed		Julio Lizarbe	4829	Add reason code to inventory adjustment report
1663	Julio Lizarbe	10/7/2023	3762 Send invoice as mail attachment - Allow buttons on admin form to send multiple mails	Closed		Julio Lizarbe	3762	Send invoice as mail attachment
1661	Julio Lizarbe	10/6/2023	3762 Send invoice as mail attachment - Taking code outside the loop as a possible fix	Closed		Julio Lizarbe	3762	Send invoice as mail attachment



# Merge Candidates Tabs

A merge candidates tab will show which changesets can be promoted from the origin repository to the target repository.

Cordova - D365F&O TFVC DevOps Management

Main Forms Reports Build Settings Help

Mainreport2024-03-04T15:39:10.xlsx

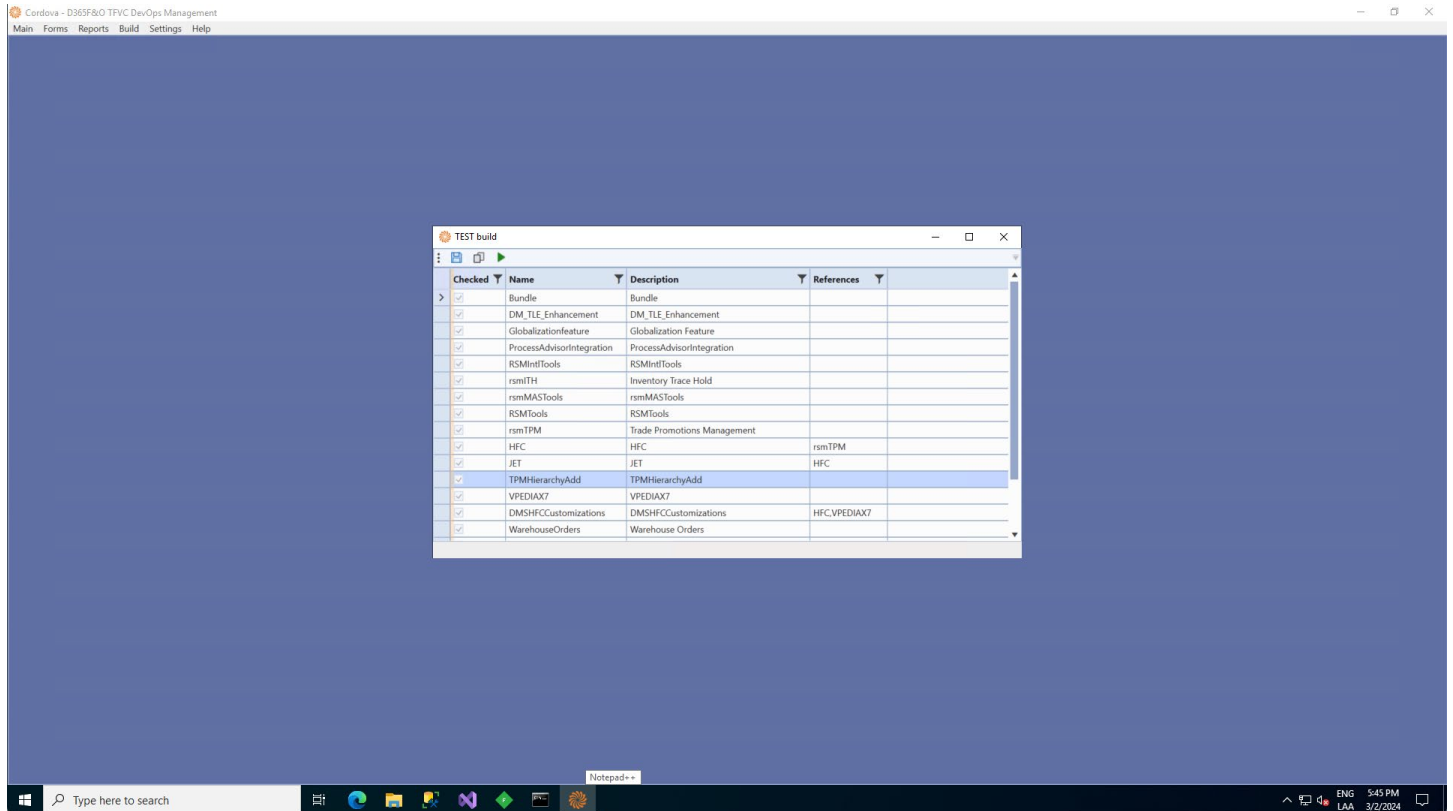
Chageset	User	Date	Chageset comment	Status	Tags	Assigned To	SME #1	Work Item	Work Item Description
4	julio.lucardo@homesteadfoodcompany.com	3/3/2024	4624 - Remove update/data folders	Closed		Janice Meyers		4624	update pipelines to include DM T&L Enhancements
5	julio.lucardo@homesteadfoodcompany.com	4/10/2023	4601 - Dynamics 2004 1.1 Update - Remove old version	Closed		Janice Meyers		4601	Dynamics 2004 1.1 update
6	julio.lucardo@homesteadfoodcompany.com	4/9/2023	4797 - Vendor Collaboration - rollback in label file	Closed		Julia Lucardo		4797	Vendor Collaboration
7	julio.lucardo@homesteadfoodcompany.com	4/9/2023	DEVOPS - rollback 1357, rollback labels	Closed		Julia Lucardo		3623	RegionCoverageSettingsV2 Entity Issues
8	julio.lucardo@homesteadfoodcompany.com	4/9/2023	4797 - Vendor Collaboration - label file check in	Closed		Julia Lucardo		4797	Vendor Collaboration
9	julio.lucardo@homesteadfoodcompany.com	4/9/2023	DEVOPS - rollback 1357	Closed		Julia Lucardo		3623	RegionCoverageSettingsV2 Entity Issues
10	garben.jacob@reserainnovation.com	10/17/2022	3636 - Dynamics Upgrade	New				3636	Dynamics 2207 upgrade
11	garben.jacob@reserainnovation.com	10/10/2022	3636 - Delete from Dev branch again	New				3636	Dynamics 2207 upgrade
12	garben.jacob@reserainnovation.com	10/10/2022	3636 - V3 Dynamics	New				3636	Dynamics 2207 upgrade
13	garben.jacob@reserainnovation.com	10/7/2022	3636 - Remove Dynamics objects - initial	New				3636	Dynamics 2207 upgrade
14	garben.jacob@reserainnovation.com	10/6/2022	3636 - Remove all Dynamics licenses	New				3636	Dynamics 2207 upgrade
15	julio.lucardo@homesteadfoodcompany.com	4/2/2022	3623 - RegionCoverageSettingsV2 Entity Issues	Closed		Julia Lucardo		3623	RegionCoverageSettingsV2 Entity Issues
16	julio.lucardo@homesteadfoodcompany.com	3/9/2022	3622 - Create fields on invent transfer entities	Closed		Julia Lucardo		3622	Create fields on invent transfer entities
17	julio.lucardo@homesteadfoodcompany.com	10/12/2021	3612 - Pending and active item prices V2 entity issues	Closed		Julia Lucardo		3612	Pending and active item prices V2 entity issues
18	julio.lucardo@homesteadfoodcompany.com	9/2/2021	3618 - Item/Vendor/Customer Master Data Validation - Changed group key length	Closed		Julia Lucardo		3618	Item/Vendor/Customer Master Data Validation
19	julio.lucardo@homesteadfoodcompany.com	8/2/2021	3618 - Item/Vendor/Customer Master Data Validation - Entity name correction	Closed		Julia Lucardo		3618	Item/Vendor/Customer Master Data Validation
20	julio.lucardo@homesteadfoodcompany.com	8/2/2021	3618 - Item/Vendor/Customer Master Data Validation - Query preview	Closed		Julia Lucardo		3618	Item/Vendor/Customer Master Data Validation
21	julio.lucardo@homesteadfoodcompany.com	8/12/2021	3618 - Item/Vendor/Customer Master Data Validation - Added query preview screen partial	Closed		Julia Lucardo		3618	Item/Vendor/Customer Master Data Validation
22	julio.lucardo@homesteadfoodcompany.com	8/10/2021	3618 - Item/Vendor/Customer Master Data Validation - query grid changes	Closed		Julia Lucardo		3618	Item/Vendor/Customer Master Data Validation
23	julio.lucardo@homesteadfoodcompany.com	8/5/2021	3618 - Item/Vendor/Customer Master Data Validation - final	Closed		Julia Lucardo		3618	Item/Vendor/Customer Master Data Validation
24	julio.lucardo@homesteadfoodcompany.com	7/29/2021	3618 - Item/Vendor/Customer Master Data Validation - Partial 2	Closed		Julia Lucardo		3618	Item/Vendor/Customer Master Data Validation
25	julio.lucardo@homesteadfoodcompany.com	7/23/2021	3618 - Item/Vendor/Customer Master Data Validation - Partial 1	Closed		Julia Lucardo		3618	Item/Vendor/Customer Master Data Validation
26	julio.lucardo@homesteadfoodcompany.com	6/2/2021	3618 - Item/Vendor/Customer Master Data Validation - Partial 1	Closed		Julia Lucardo		3618	Item/Vendor/Customer Master Data Validation
27	janice.meyers@homesteadfoodcompany.com	6/2/2021	3618 - Excessive error handling, New version.	Deploy to TEST		Janice Meyers		3618	Excessive error handling
28	janice.meyers@homesteadfoodcompany.com	4/15/2021	3233 - Promotions import optimization, Phase 1	Closed		Janice Meyers		3233	Excessive promotions import optimization
29	alex.merach@homesteadfoodcompany.com	5/3/2020	new 88832 to work order status	Closed					
30	gabriele.dominguez@outlook.com	1/27/2020	AM - Removal of MRO folder from Dev 1/26/20						
31	Jordan.Pfla@outlook.com	11/27/2019	JPP 11/27/19 - Normal Entity Check for Michael (RegTrans and SHMItemEventTrans based)						
32	Jordan.Pfla@outlook.com	11/25/2019	JPP 11/25/19 - Object check for aggregate run, SHMItemEventTransTabledbyMFC						
33	Jordan.Pfla@outlook.com	11/25/2019	JPP 11/25/19 - Object check for previous InvenItemPurchase entity						
34	Jordan.Pfla@outlook.com	11/22/2019	JPP 11/22/19 - Custom BI entities for David in HFC and Michael internally						

DEV history | DEV to TEST Merge Candidates | TEST history | TEST to PROD Merge Candidates | PROD history

READY | m64\_x86\_Cross\_Tools\_Command\_Prompt\_for\_VS\_2019 | 9:45 PM 3/2/2024

# Build

The build screens allow you to do a compilation of several repositories without having to remap settings in team explorer and without the need for several one box environments.



## Toolbar buttons:



Save build script to file.



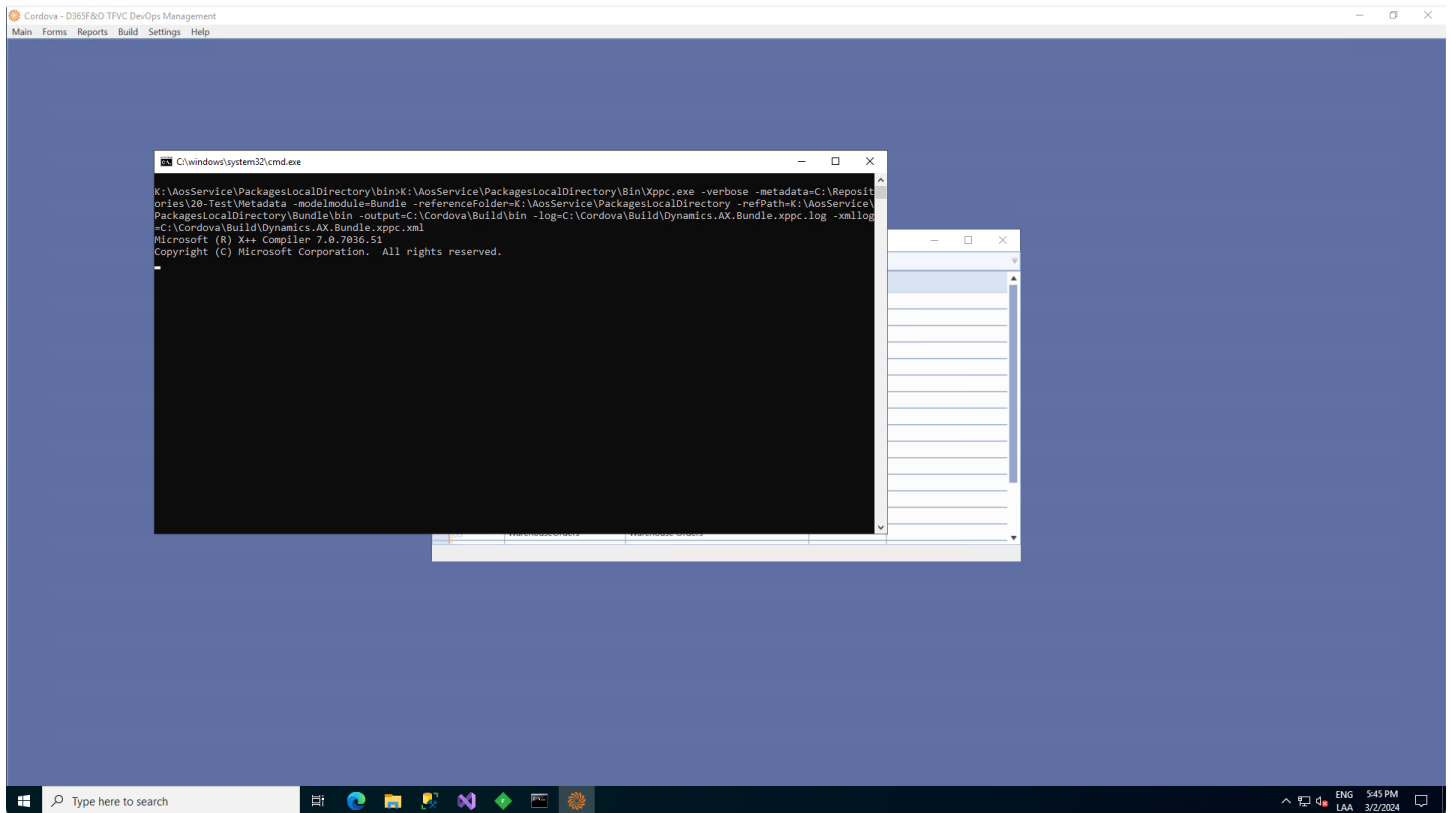
Copy build script to the clipboard.



Batch merge/check in.

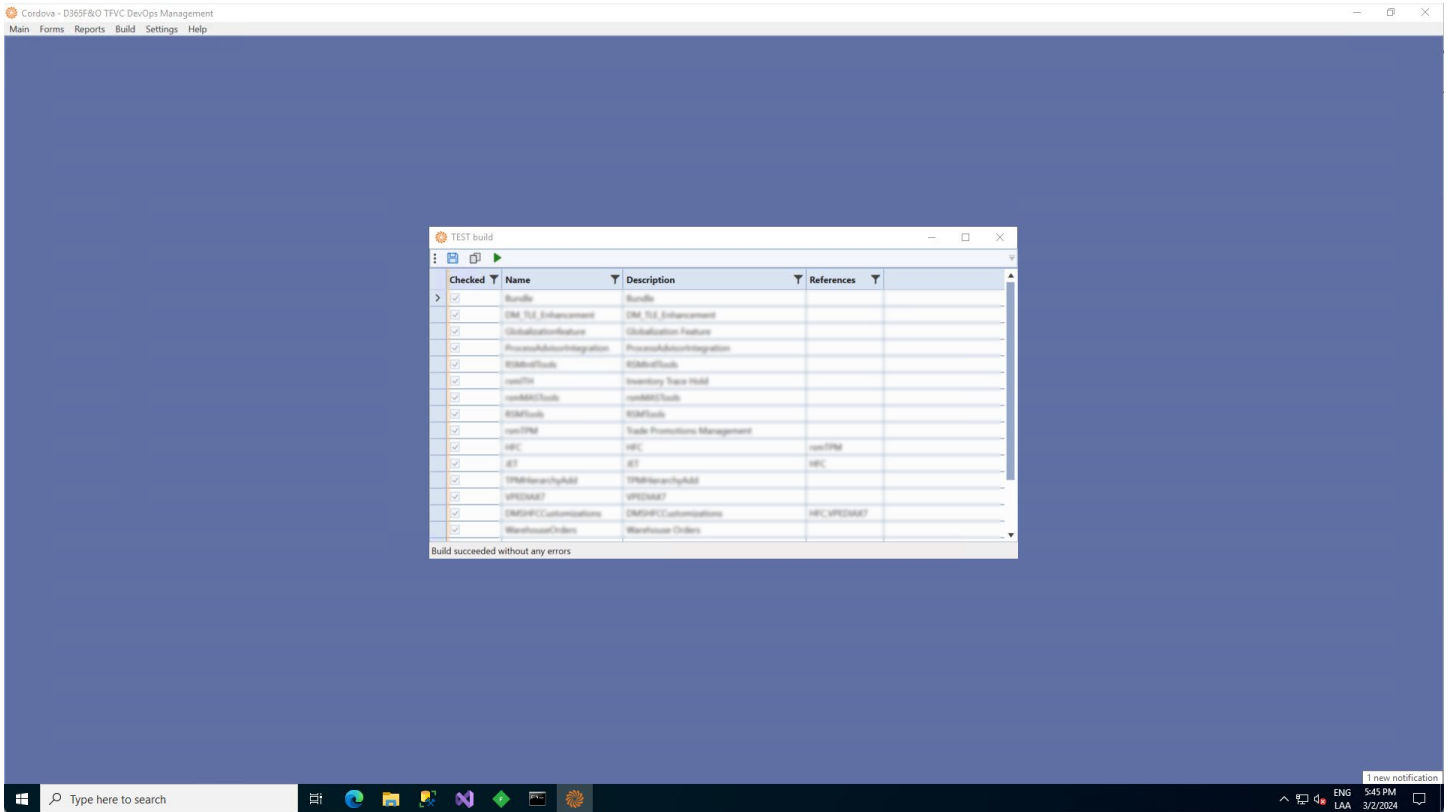
## Cordova TFVC Management System

Once you begin a build, Cordova will automatically calculate the customized models and will start compiling them.



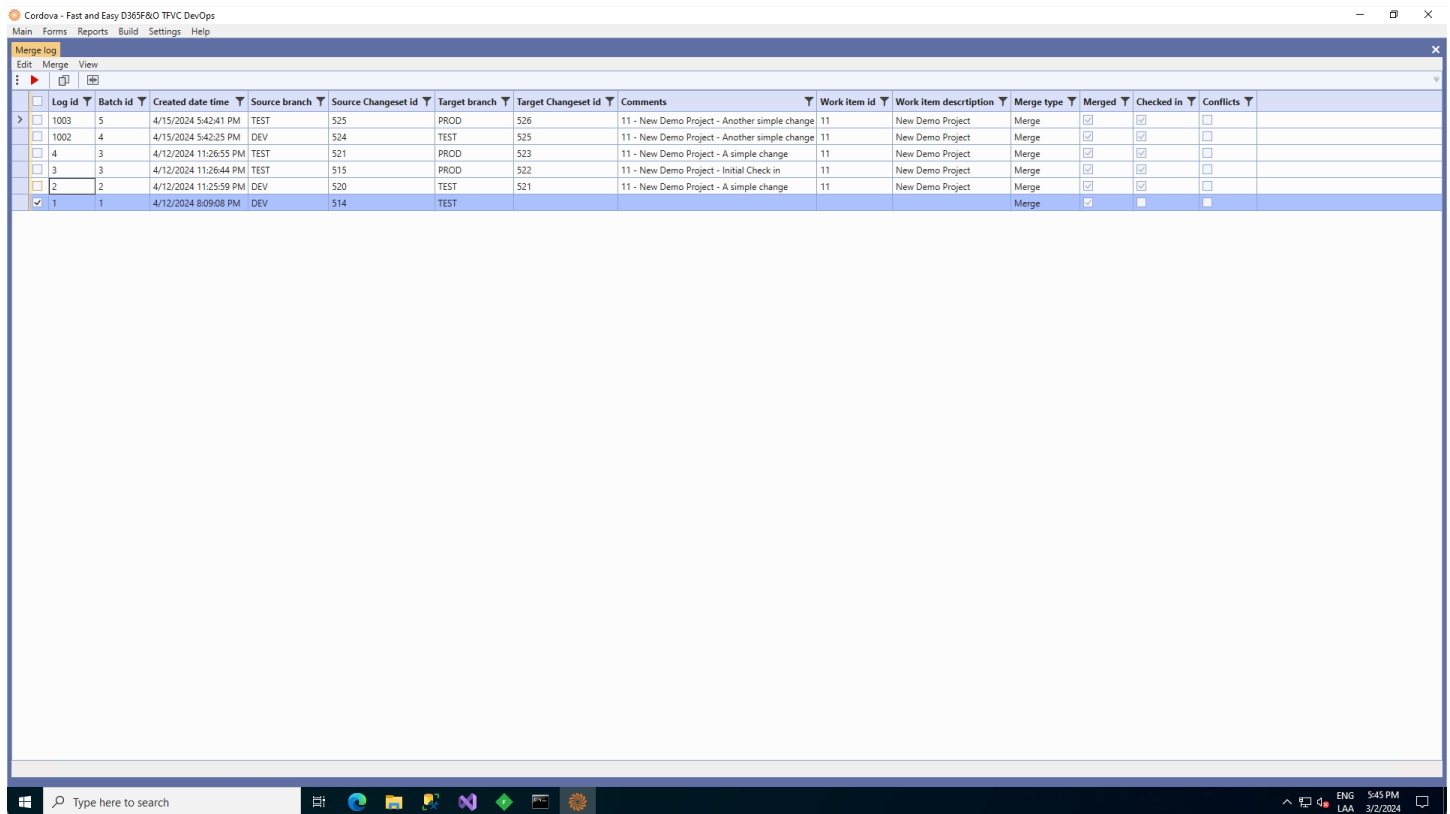


Once the build is finished, it will display the list of errors or a build successful notification.






# Merge log

The merge log keeps a record of all operations in Cordova.



Log id	Batch id	Created date time	Source branch	Source Changeset id	Target branch	Target Changeset id	Comments	Work item id	Work item description	Merge type	Merged	Checked in	Conflicts
1003	5	4/15/2024 5:42:41 PM	TEST	525	PROD	526	11 - New Demo Project - Another simple change	11	New Demo Project	Merge	<input checked="" type="checkbox"/>	<input checked="" type="checkbox"/>	<input type="checkbox"/>
1002	4	4/15/2024 5:42:25 PM	DEV	524	TEST	525	11 - New Demo Project - Another simple change	11	New Demo Project	Merge	<input checked="" type="checkbox"/>	<input checked="" type="checkbox"/>	<input type="checkbox"/>
4	3	4/12/2024 11:26:55 PM	TEST	521	PROD	523	11 - New Demo Project - A simple change	11	New Demo Project	Merge	<input checked="" type="checkbox"/>	<input checked="" type="checkbox"/>	<input type="checkbox"/>
3	3	4/12/2024 11:26:44 PM	TEST	515	PROD	522	11 - New Demo Project - Initial Check in	11	New Demo Project	Merge	<input checked="" type="checkbox"/>	<input checked="" type="checkbox"/>	<input type="checkbox"/>
2	2	4/12/2024 11:25:59 PM	DEV	520	TEST	521	11 - New Demo Project - A simple change	11	New Demo Project	Merge	<input checked="" type="checkbox"/>	<input checked="" type="checkbox"/>	<input type="checkbox"/>
1	1	4/12/2024 8:09:08 PM	DEV	514	TEST					Merge	<input checked="" type="checkbox"/>	<input type="checkbox"/>	<input type="checkbox"/>

## Toolbar buttons:

-  Force merge.
-  Copy as table.
-  Open conflicts form

## Grid columns

**Log id:** A consecutive number that uniquely identifies the merge operation.

**Batch id:** All merge operations that have the same batch id, occurred during the same batch process (rollback, merge/check in, force merge).

**Created date time:** date and time of the merge operation.



**Source branch:** The source branch descriptor.

**Source changeset id:** the source changeset id.

**Target branch:** The target branch descriptor.

**Target changeset id:** The target changeset id.

**Comments:** The changeset comments.

**Work item id:** The associated work item id in Azure DevOps.

**Work item description:** The work item description.

**Merge type:** The type of merge, Rollback, Merge, Force Merge, Discard.

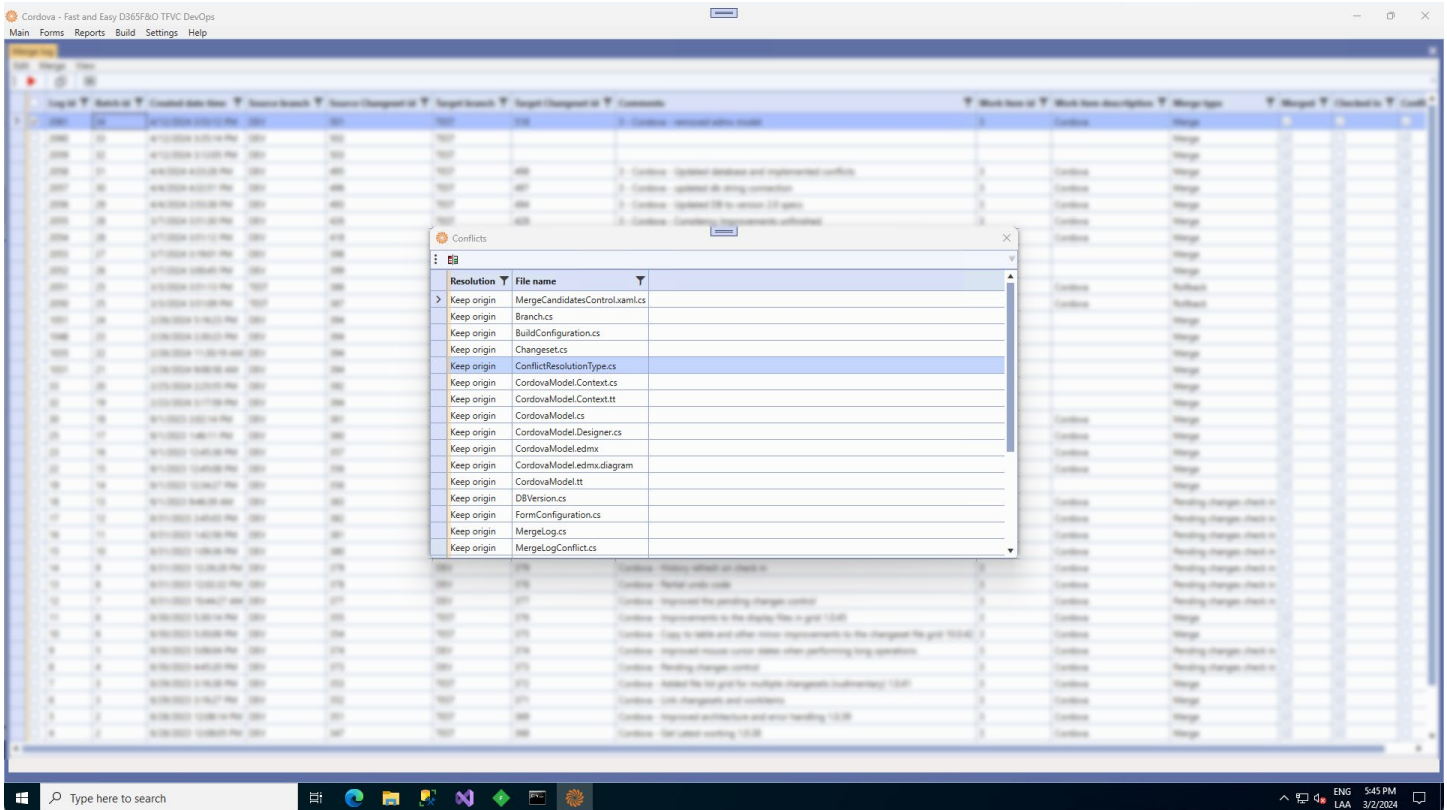
**Merged:** If the merge has taken place.

**Checked in:** If changes have been checked in.

**Conflicts:** If the operation had conflicts.

# Conflicts

The conflicts form details all the conflicts that occurred in an operation.



## Toolbar buttons:



View file differences.

## Grid columns

**Resolution:** The type of resolution that was applied to the conflict.

**File name:** The name of the conflicting file.